




2018

Community Health Needs  
ASSESSMENT REPORT



Goshen Health





The mission of Goshen Health  
is to improve the health of  
our communities by providing  
innovative, outstanding care and  
services, through exceptional  
people doing exceptional work.

# Table of Contents

|  |           |
|--|-----------|
| <b>Executive Summary of Findings for Goshen Health Communities</b> | <b>5</b>  |
| Introduction   | 5         |
| Community Health Needs in Goshen Health Communities                | 6         |
| Prioritized Community Health Needs                                 | 7         |
| <b>Introduction</b>  | <b>9</b>  |
| Goshen Health  | 9         |
| CHNA Process and Leadership  | 10        |
| Consultants  | 11        |
| <b>Community Served</b>  | <b>12</b> |
| Goshen Health Communities  | 12        |
| Demographics   | 13        |
| Population and Age   | 13        |
| Race/Ethnicity   | 15        |
| Social Determinants of Health                                      | 16        |
| Employment   | 16        |
| Income   | 16        |
| Poverty  | 17        |
| Education  | 18        |
| Medically Underserved Areas  | 19        |
| <b>Progress since Prior CHNA</b>                                   | <b>20</b> |
| 2015 Implementation Plan Priorities and Outcomes                   | 21        |
| Community Feedback from 2015 CHNA Report and Implementation Plan.  | 21        |
| <b>Data Methodology and Analysis</b>                               | <b>22</b> |
| Secondary Data: Methodology and Findings                           | 22        |
| Primary Data: Methodology and Findings                             | 24        |
| Focus Groups and Key Informant Interviews                          | 26        |
| Community Surveys  | 27        |

|   |           |
|---|-----------|
| <b>Data Coding and Integration</b>  | <b>30</b> |
| Methodology   | 30        |
| Results   | 31        |
| Barriers to Care  | 32        |
| <b>Prioritization of Community Health Needs</b>   | <b>33</b> |
| Health Needs Prioritized and Those Not Prioritized:<br>Methodology and Results                                  | 33        |
| Prioritized Community Health Needs: Methodology and Results   | 34        |
| Resources Available and Not Available to Address<br>Community Health Needs                                      | 34        |
| <b>Appendices</b>   | <b>35</b> |
| Appendix I: 2018 Secondary Data Report:<br>Indiana University School of Medicine, Department of Family Medicine | 35        |
| Appendix II: Comparison of 2018 Secondary Data with Prior CHNA Reports  | 124       |
| Appendix III: Community Health Rankings in Elkhart County   | 201       |
| Appendix IV: Summary of Mental Health of Latino Youth in Elkhart County   | 202       |
| Appendix V: Focus Group and Key Informant Survey  | 204       |
| Appendix VI: Goshen Health Community Survey   | 209       |
| Appendix VII: Community Resources: Focus Groups and Key Informants  | 210       |
| Appendix VIII: Resources Available – Goshen Health Summary  | 212       |
| Appendix IX: Organizations Represented by Focus Group<br>and Individual Interviewee                             | 253       |
| Participants  | 253       |
| Focus Group Organizations Represented   | 253       |
| Key Informant Organizations Represented   | 253       |
| Appendix X: Frequency Rankings of Community Health Needs  | 255       |
| Appendix XI: CHNA Leadership Groups   | 256       |
| Appendix XII: Strategies that Addressed 2015 Community Health Needs   | 258       |

# Executive Summary of Findings for Goshen Health Communities

## Introduction

In 2018, Goshen Health completed an evaluation of its communities' healthcare needs as required by the Patient Protection and Affordable Care Act. This process continues Goshen Health's long-standing practice of regularly identifying and addressing health needs within its communities.

To identify the health needs for the 2018 Community Health Needs Assessment (CHNA), data were collected from secondary sources and from Latino and non-Latino parents and guardians of school age children, Amish, community leaders, focus groups and key informants from business, not-for-profit and service organizations, health care and mental health workers, and those from or representing vulnerable or medically underserved populations. These data were analyzed to identify and prioritize health needs in the Goshen Health communities. These sequential steps are noted in the figure below.

Based on findings of the 2018 CHNA report, Goshen Health will develop initiatives that focus on improving the health of those it serves.



Figure 1: Data and the Prioritization of Community Health Needs



## Community Health Needs in Goshen Health Communities

The health needs were identified after an extensive analysis of secondary and primary data that included surveys, focus groups and key informants.

### Health Needs Identified

- Alzheimer's
- Cancer
- Cardiovascular
- Dental care (Dentist)
- Diabetes
- Education, formal
- Family and social support
- Health education
- Housing
- Insurance coverage
- Mental health
- Mental health providers
- Navigation of the healthcare system
- Nutrition
- Obesity
- Parenting education
- Physical fitness
- Physicians: primary care and other
- Policies and programs
- Poverty
- Prenatal/early childhood
- Preventive health
- Substance abuse: alcohol, drugs, addiction
- Tobacco use/smoking
- Transportation
- Unsafe sex
- Vaping
- Violence



## Prioritized Community Health Needs

The Goshen Health Community Advisory Committee met on August 2, 2018, to prioritize the community health needs that had been identified. The committee included broad representation from the community, as well as Goshen Health leaders. Participants included:

- **Susan Franger**, Vice President, Cancer Services and Marketing, Goshen Health
- **Dr. Lydia Mertz**, Health Officer, Elkhart County Health Department
- **Merv Miller**, Assistant Chief, Goshen Fire Department
- **Rob Myers**, Chief Operating Officer, Goshen Health
- **Shannon Oakes**, Senior Program Officer, Community Foundation of Elkhart County
- **Gilberto Perez**, Dean of Students, Goshen College
- **Deb Stack**, Senior Market Informatics Analyst, Goshen Health
- **Susan Stiffney**, Asst. HR Director & Health Services Coordinator, Goshen Community Schools
- **Kari Tarman**, Manager, Marketing and Communications, Oaklawn Psychiatric Center

After establishing the criteria for determining which of the health needs would be prioritized, the committee identified 13 health needs as the most significant. The committee then ranked these 13 significant health needs after establishing criteria that would guide the process. The outcome of this effort is noted below.

Goshen Health will determine which of these prioritized and ranked health needs it will address and develop an action plan for doing so.

# COMMUNITY HEALTH NEEDS

| Rank Order | Prioritized Health Need                    |
|------------|--|
| 1          | Mental health                              |
| 2          | Obesity                                    |
| 3          | Substance abuse: alcohol, drugs, addiction |
| 4          | Diabetes                                   |
| 5          | Mental health providers                    |
| 6          | Tobacco use/smoking                        |
| 7          | Poverty                                    |
| 8          | Nutrition                                  |
| 9          | Physical fitness                           |
| 10         | Physicians: primary care and other         |
| 11         | Insurance coverage                         |
| 12         | Family support                             |
| 13         | Health education                           |

**Table 1:** Prioritized Health Needs





Elkhart County Health Department  
Lydia Mertz, MD  
Elkhart County Health Officer  
September 13, 2018

## Health Officer

608 Oakland Ave. | Elkhart, IN 46516 | 574-523-2105

[elkhartcountyhealth.org](http://elkhartcountyhealth.org)

To All Concerned:

I have reviewed the executive summary of the CHNA for Goshen Health. I also was fortunate enough to be a part of the committee's evaluation of health needs in this community, and took part in the ranking process. I find the health needs identified and the ranking of health priorities as listed in the executive summary to accurately reflect the needs and priorities of the community. The Elkhart County Health Department fully supports this information, and looks forward to assisting in its implementation wherever possible.

Thank you for allowing me to participate in this fascinating process.

Sincerely,

Lydia Mertz, M.D.  
Elkhart County Health Officer

*Improving the Lives, Health and Environment of our Community*



**Public Health**  
Prevent. Promote. Protect.



# Introduction



## Goshen Health

For over 100 years, Goshen Health has remained committed to their mission of improving the health of their communities. With over 30 locations and nearly 2,000 Colleagues, the not-for-profit organization strives to provide innovative outstanding care and services throughout the region.

Every three years, Goshen Health takes a close look at the communities' healthcare needs. They use the methods outlined in this report to gain deeper insight into what matters the most to who they serve: their patients, their communities and their Colleague base. As they listen, learn and collaborate with key partners, they recognize ways they can make a difference in the lives of people who live, work and play in Goshen and the surrounding area.



## CHNA Process and Leadership

As noted in the schematic below, the CHNA process consists of two phases:

- Development of the community health needs assessment (CHNA) report
- Implementation plan/strategies to address selected prioritized health needs

The CHNA report is Phase I of the CHNA process.

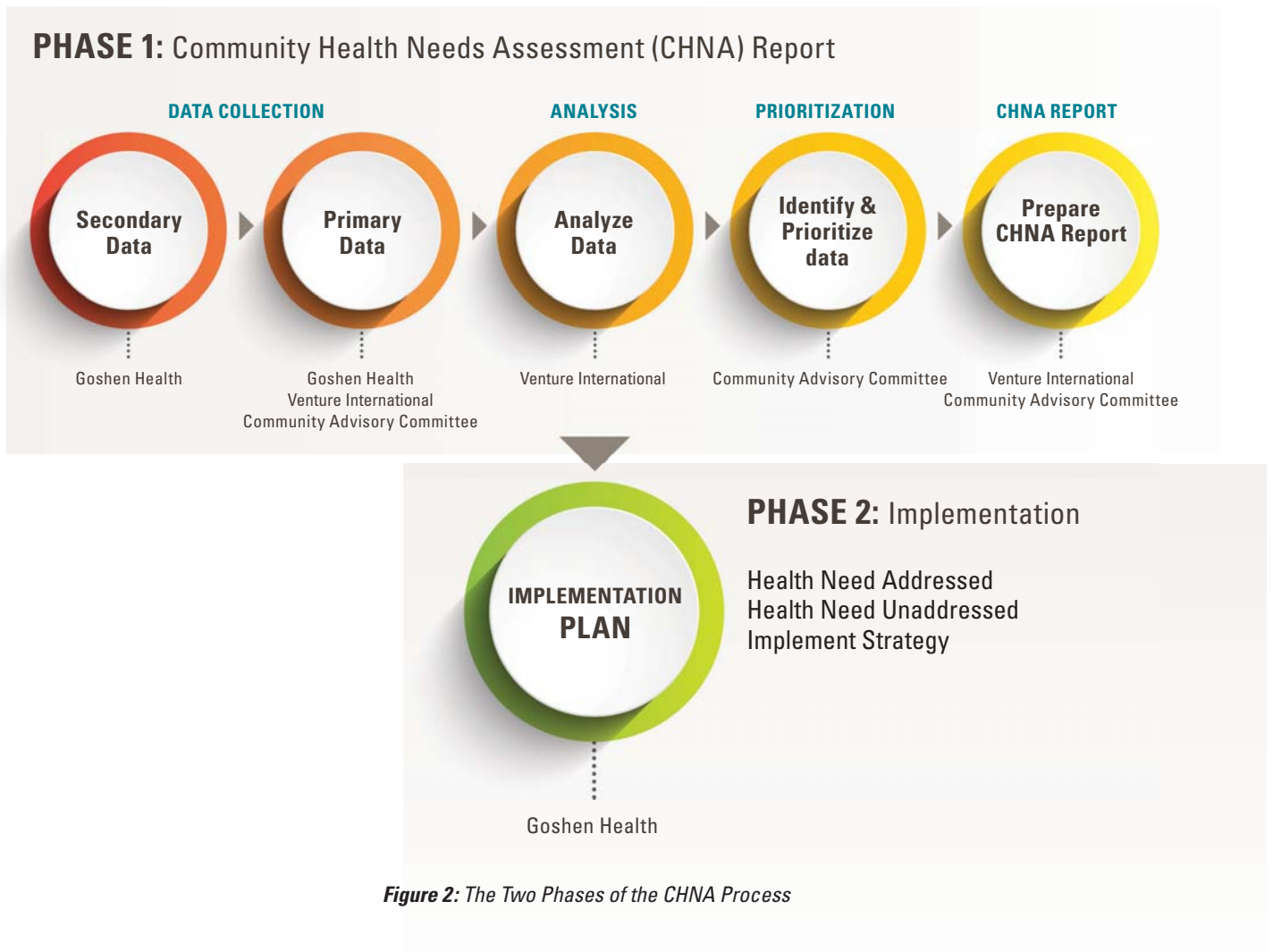


Figure 2: The Two Phases of the CHNA Process



Goshen Health appointed three groups to oversee, guide or participate in the CHNA process:

- Goshen Health Steering Committee
- Goshen Health Planning Team
- Goshen Health Community Advisory Committee

The steering committee was appointed by the Goshen Health CEO to oversee both the community health needs assessment report process and the development of the implementation plan. The committee is accountable to the Goshen Health CEO and ensures that the CHNA report and implementation plan are submitted to the CEO for adoption by the Goshen Health Board.

The planning team implemented the CHNA process as defined by the steering committee. The team ensured that the day-to-day details required for a successful CHNA process were adequately addressed.

The Goshen Health Community Advisory Committee (CAC) included community members, as well as steering committee and planning team members. CAC responsibilities were to:

- Serve as advocates in the community for the CHNA process and outcomes
- Provide counsel regarding the membership of focus group and key informants to be interviewed
- Assist in interpreting the data gathered during the CHNA process
- Identify and prioritize the health needs of the community

In addressing these responsibilities, the committee had eight meetings over a six-month period.

Members of steering committee, planning team, and community advisory council are listed in Appendix IX.

## Consultants

Venture International LLC (VI) was retained by Goshen Health to provide consultation for the 2018 community needs assessment, and included the following: Dr. Curt Bechler, Managing Partner; Bill Born, MA, Partner and John Yordy, PhD, Partner.

Venture International's headquarters are in Hudsonville, Michigan, and provide data-driven products and services to improve outcomes, enhance the sustainability and ensure best practices in health systems and other organizations. Venture International has been involved in community health needs assessment processes since 2002. To learn more about Venture International LLC, visit: <http://vianswers.com>.



# Community Served

## Goshen Health Communities

Goshen Health's communities consist of four counties in northern Indiana: Elkhart County, in which Goshen Health is located, and the secondary service areas of LaGrange, Noble, and Kosciusko Counties.



Figure 3: Goshen Health Communities



## Demographics

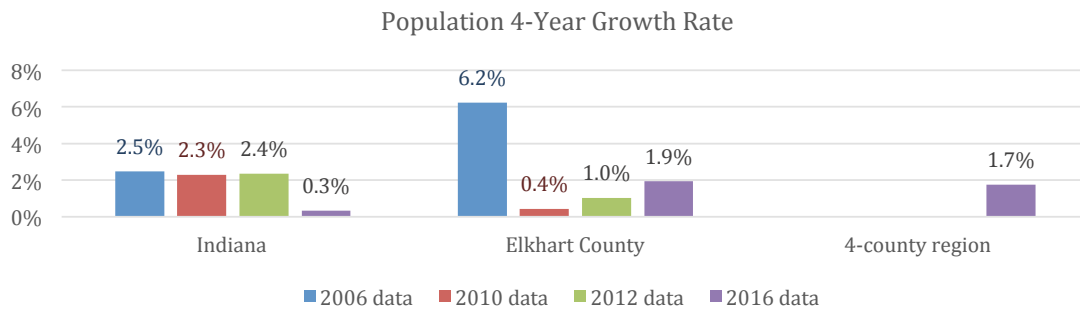
### Population and Age

Elkhart County is the most populated county and has the highest growth rate in its four-county service area.

| Population (not graphed) | 2002 Data | 2006 Data | 2010 Data | 2012 Data | 2016 Data |
|--------------------------|-----------|-----------|-----------|-----------|-----------|
| Indiana                  | 6,148,648 | 6,300,341 | 6,445,295 | 6,597,000 | 6,619,680 |
| Elkhart County           | 185,148   | 196,691   | 197,558   | 199,619   | 203,474   |
| 4-county region          |           |           |           | 362,331   | 368,636   |

| Population 4-Year Growth Rate | 2002 Data | 2006 Data | 2010 Data | 2012 Data | 2016 Data |
|-------------------------------|-----------|-----------|-----------|-----------|-----------|
| Indiana                       |           | 2.5%      | 2.3%      | 2.4%      | 0.3%      |
| Elkhart County                |           | 6.2%      | 0.4%      | 1.0%      | 1.9%      |
| 4-county region               |           |           |           |           | 1.7%      |



**Figure 4: Population and Growth Rates**



## Demographics

### Population and Age

While the majority of the population in LaGrange, Noble and Kosciusko Counties is rural, only 20.6% of Elkhart County's population was rural as indicated in the 2010 U.S. Census.

The population in Elkhart County's service area is younger than that of Indiana.

| Population by Age Group | 2009 <18 | 2009 65+ | 2012 <18 | 2012 65+ | 2015 <18 | 2015 65+ |
|-------------------------|----------|----------|----------|----------|----------|----------|
| Indiana                 |          |          | 24.3%    | 13.6%    | 23.9%    | 14.6%    |
| Elkhart County          | 24.7%    | 11.5%    | 28.1%    | 12.7%    | 28.0%    | 13.6%    |
| 4-county region         |          |          | 28.4%    | 13.2%    | 27.9%    | 14.2%    |

| Largest segment (not graphed) | 2009 age 18-64 | 2012 age 18-64 | 2015 age 18-64 |
|-------------------------------|----------------|----------------|----------------|
| Indiana                       |                | 62.1%          | 61.5%          |
| Elkhart County                | 63.8%          | 59.2%          | 58.4%          |
| 4-county region               |                | 58.4%          | 57.9%          |

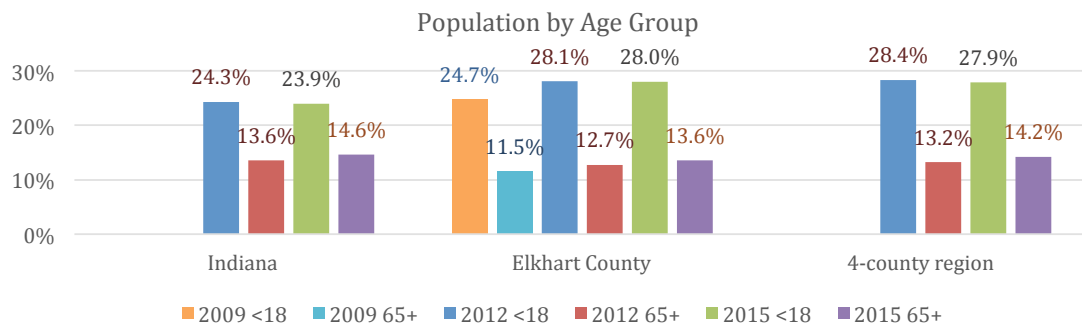


Figure 5: Population by Age Groups

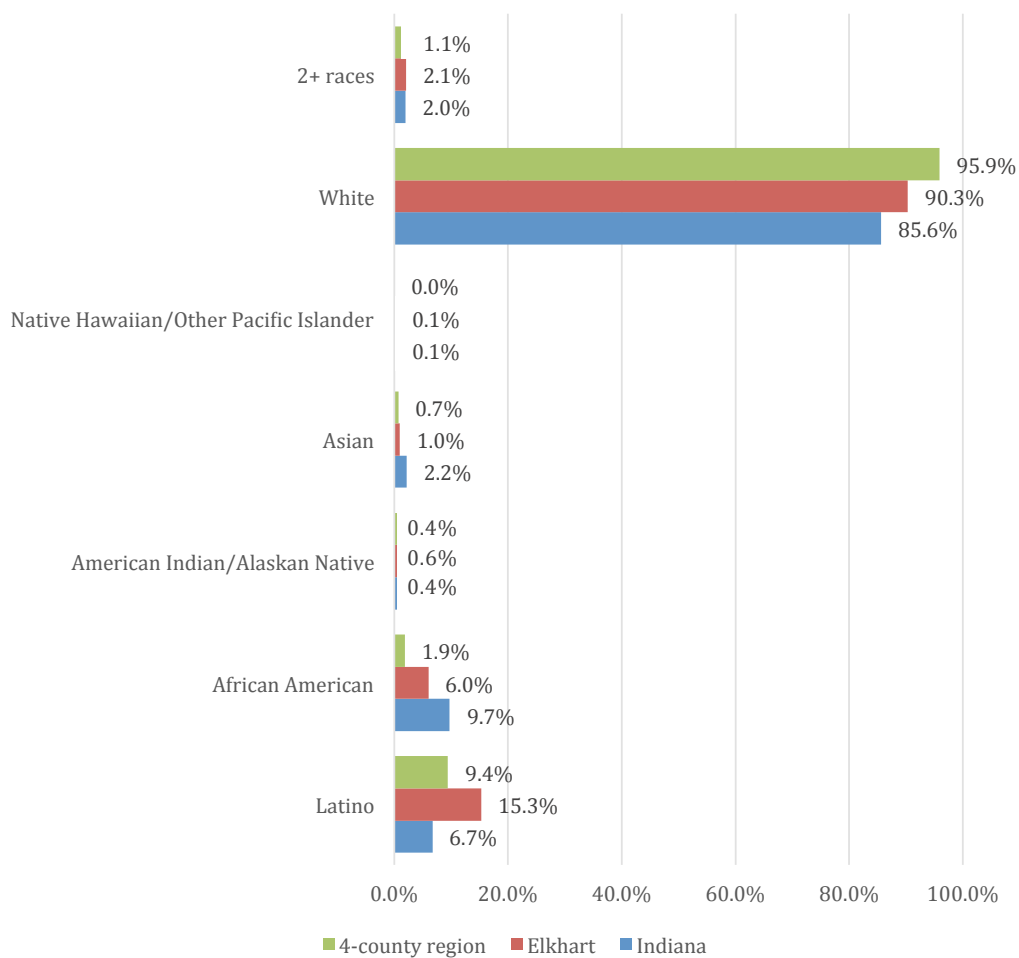


## Demographics

### Race/Ethnicity

The percentage of African Americans in the Goshen Health service area is less than in the state of Indiana, although the percentage of Latinos is significantly higher. In the four-county service area, Elkhart County has the highest percentage of Latinos (15.3% compared to 9.4% in the four-county area). In the City of Goshen, Latino students currently make up over 53% of the students in Goshen Community Schools.

**Population by Race & Ethnicity**



**Figure 6: Population by Race and Ethnicity**



## Social Determinants of Health

### Employment

Currently there are many job openings in Goshen Health's four county area of service as unemployment has dropped substantially since the last recession.

| Unemployment          | 2009 data | 2011 data | 2015 data |
|-----------------------|-----------|-----------|-----------|
| Indiana               | 9.2%      | 8.4%      | 4.8%      |
| Elkhart County        | 13.6%     | 9.6%      | 3.8%      |
| 4-counties' AVERAGE % |           | 8.5%      | 3.9%      |

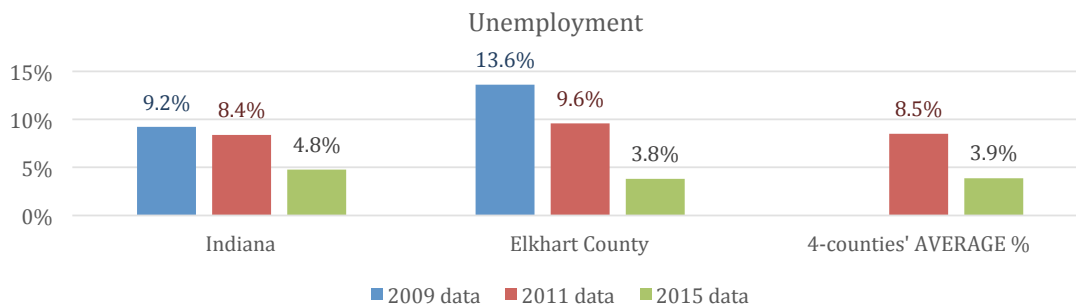


Figure 7: Unemployment

### Income

Low unemployment is slowly translating into wage increases since the recession, although median household income in Goshen Health's communities remains lower than in Indiana.

| Median Household Income | 2009 data | 2012 data | 2015 data |
|-------------------------|-----------|-----------|-----------|
| Indiana                 | \$45,427  | \$46,954  | \$51,721  |
| Elkhart County          | \$43,531  | \$45,806  | \$49,448  |
| 4-county region average |           | \$47,005  | \$50,439  |

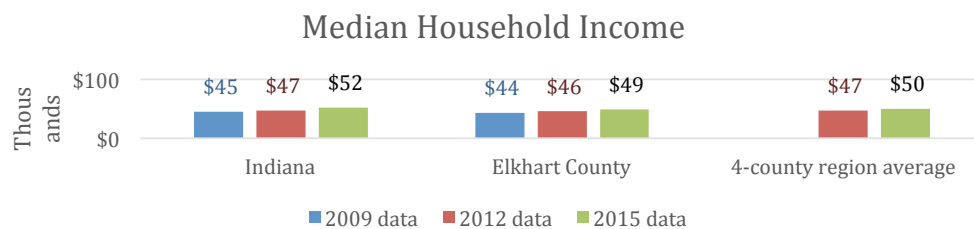


Figure 8: Median House Income



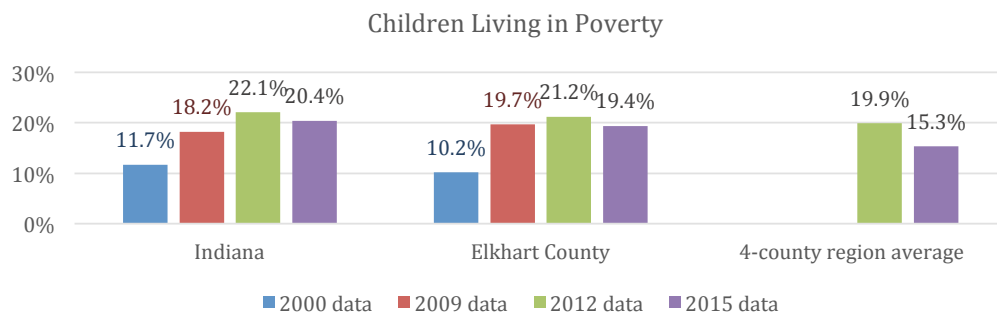


## Social Determinants of Health

### Poverty

Children living in poverty are one indicator of the health vulnerability of a population. Child poverty in Elkhart County rose between 2000 and 2009 and levels are similar to those in Indiana, but higher than in the other three counties served by Goshen Health. Child poverty improved after 2012.

| Children Living in Poverty | 2000 data | 2009 data | 2012 data | 2015 data |
|----------------------------|-----------|-----------|-----------|-----------|
| Indiana                    | 11.7%     | 18.2%     | 22.1%     | 20.4%     |
| Elkhart County             | 10.2%     | 19.7%     | 21.2%     | 19.4%     |
| 4-county region average    |           |           | 19.9%     | 15.3%     |

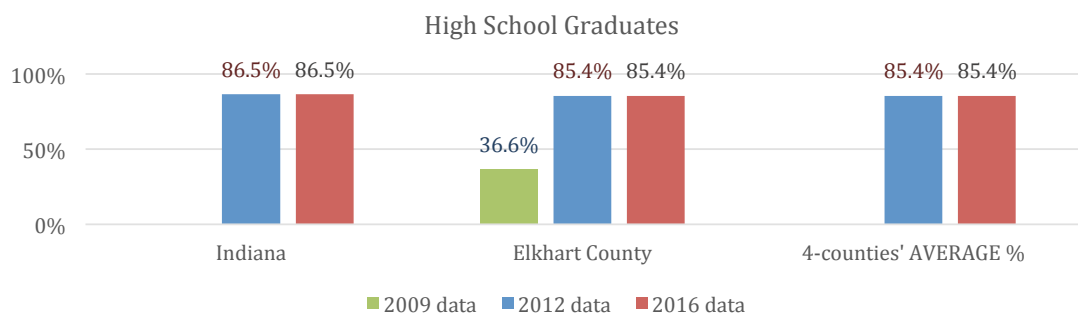


**Figure 9: Children Living in Poverty**



**Education**

| High School Graduates | 2009 data | 2012 data | 2016 data |
|-----------------------|-----------|-----------|-----------|
| Indiana               |           | 86.5%     | 86.5%     |
| Elkhart County        | 36.6%     | 85.4%     | 85.4%     |
| 4-counties' AVERAGE % |           | 85.4%     | 85.4%     |



**Figure 10: High School Graduates**

In 2009, the percentage of high school graduates in Elkhart County is for the adult population. After 2009, the percentage indicates the graduation rate. While high school graduation rates in the Goshen Health communities are comparable to Indiana, postsecondary education in the four-county region is below that of Indiana.



**Medically Underserved Areas**

The primary medically underserved areas in the Goshen Health communities are in Elkhart County with an area also located in Warsaw, Kosciusko County.

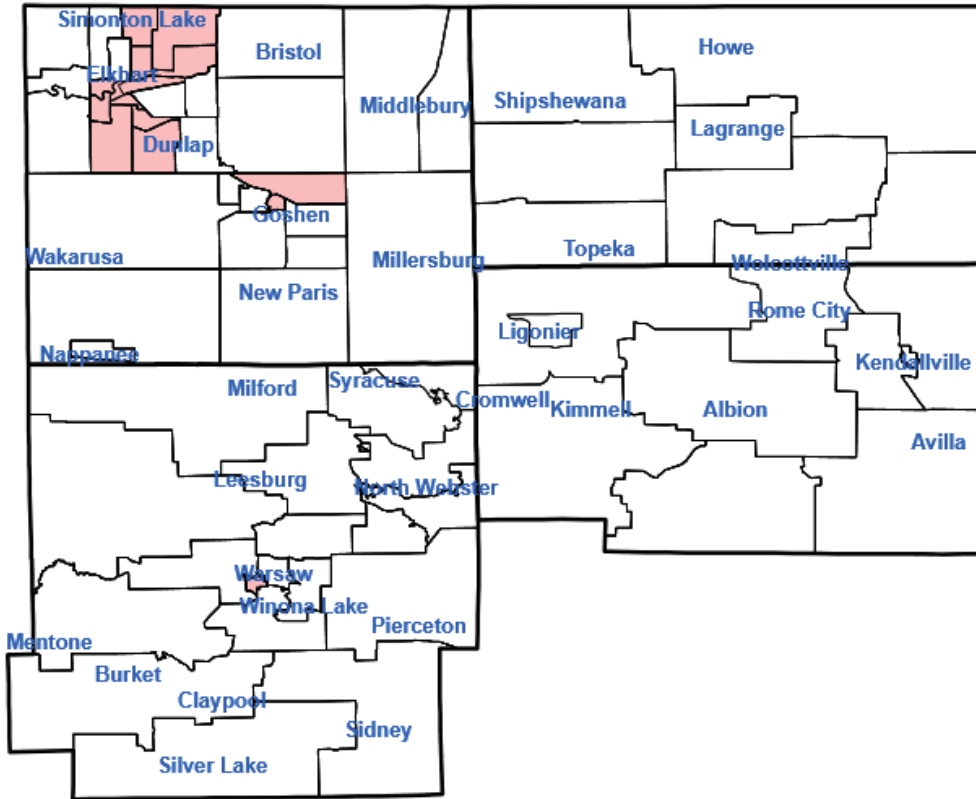


Figure 11: Medically Underserved Areas (MUAs) by County Census Tract =



# Progress Since Prior CHNA

The CHNA process identifies and prioritizes the health needs of the community. The implementation strategies for addressing selected community health needs are then developed. As noted in the diagram below, an important aspect of the process is to review the outcomes of the implementation strategies so that the action plan can be strengthened.

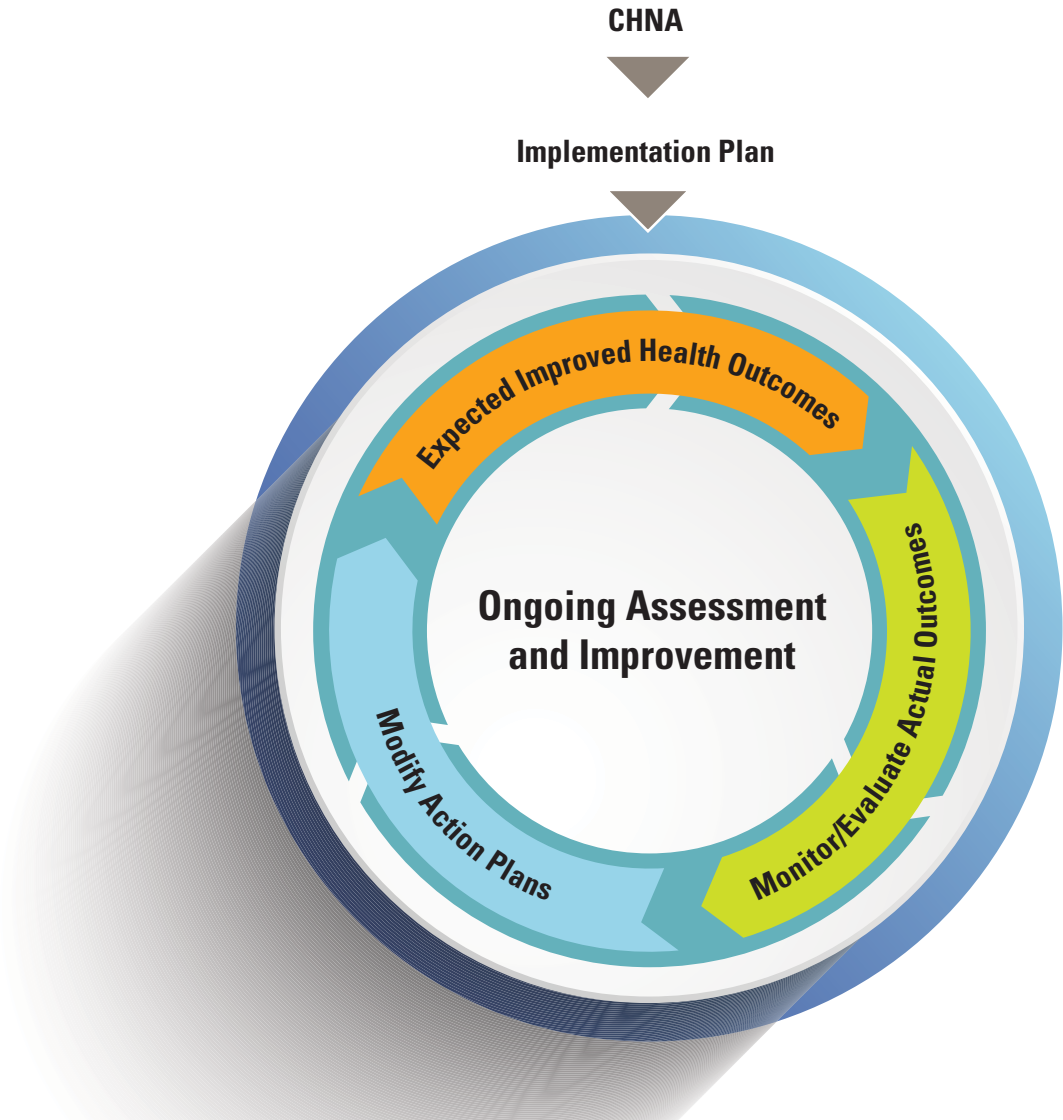


Figure 12: CHNA Implementation Plan



## 2015 Implementation Plan Priorities and Outcomes

In 2015, Goshen Health identified five community health needs and corresponding implementation strategies.

**Obesity.** As the leading community concern, Goshen Health focused on fitness, wellness, healthy lifestyle choices and clinical interventions as appropriate, to promote optimal health and quality of life for all members of the community.

**Access to health services.** Additional sites were established for providing convenient and quality care. In addition, efforts continued to educate the community regarding options for health insurance and financial aid.

**Mental health services.** Telehealth access to behavioral health professional services was enhanced, providing additional needed services.

**Treatment of chronic conditions,** with a focus on diabetes, hypertension and cancer risks. Goshen Health continued evaluating and implementing high-impact health care initiatives, such as regular screenings, supportive groups and coaching and medical management.

**Tobacco use.** Community classes, individual education, remote educational sessions and outreach events and activities aimed at helping people quit, or never start smoking were continued.

A report describing the strategies that addressed each of these five health needs is in Appendix XII.

## Community Feedback from 2015 CHNA Report and Implementation Plan

Although the 2015 CHNA report and implementation plan were made available to the public via Goshen Health's website, <https://goshenhealth.com/home>, or by paper copy as requested, no comments were received.



# Data Methodology and Analysis

Three secondary and six primary data sets were analyzed for the 2018 Goshen Health CHNA.

## Secondary data

- Indiana University School of Medicine, Department of Family Medicine, Report
- Trend Report by Goshen Health
- County Health Rankings

## Primary data

- Survey: Latino and Non-Latino Parents and Guardians of School-Age Children
- Focus Groups
  - Amish Focus Groups
  - Representative Community Focus Groups
- Key Informant Interviews

Findings were integrated to provide a comprehensive overview of health needs in the Goshen Health communities.

## Secondary Data: Methodology and Findings

Three secondary data sets and research on mental health issues of adolescents of Mexican origin in Elkhart County informed the identification of significant health issues in the Goshen Health communities. A limitation in these secondary reports is the significant lag time from when some of the information was observed and when it became available in a database.

### 2018 Report by the Indiana University School of Medicine, Department of Family Medicine

A secondary data report was prepared by the Indiana University School of Medicine, Department of Family Medicine (Appendix I). The report developed a community health profile and identified health needs from existing health, social and economic indicators for Goshen Health communities (Elkhart County, Kosciusko County, LaGrange County and Noble County).

### Goshen Health Trend Report: 2012, 2015, 2018

Goshen Health also created a trend report which combined the secondary data from the 2012 and 2015 Goshen Health CHNA data reports with the data in the 2018 report (Appendix II). In addition to the significant lag time from when some of the information was observed and when it became available in a database, an additional limitation in the trend report is that a few metrics in the 2018 data report have changed from those of earlier secondary data sets. The trends noted in the trend report support the significant health issues identified in the 2018 report prepared by IU School of Medicine, Department of Family Medicine.



**2018 Community Health Rankings for Elkhart County**

Each year, the collaborative of University of Wisconsin Population Health Institute and the Robert Wood Johnson Foundation ranks each county in the US. For Indiana, the rankings compare each county with all of Indiana's counties in two major areas: health outcomes (morbidity and mortality) and health factors (health behaviors, clinic care, social and economic factors, and physical environment).

Elkhart County's health outcome rating has decreased since 2015 (30, 2018; 20, 2015), although the health factors rating has improved (43, 2018; 59, 2015). This is due primarily to an improvement in social/economic factors and clinical care since 2015. A schematic of the 2018 health outcomes and health behaviors rankings for Elkhart County is in Appendix III.

**Mental Health Issues of Adolescents of Mexican Origin in Elkhart County**

Besides the secondary data reports, recent research on mental health issues of adolescents of Mexican origin in Elkhart County was reviewed (Appendix IV). These articles provided additional perspective regarding mental health needs in the Goshen Health communities. A limitation of this research is that it cannot be generalized for Latinos of all ages, or non-Latino adolescents.

**Significant Health Issues**

The most significant health issues identified in the secondary data include:

- Diabetes
- Education, formal
- Family and social support
- Insurance coverage
- Mental health
- Mental health providers available
- Obesity
- Physical fitness
- Physicians available
- Poverty
- Substance abuse: alcohol/drugs
- Tobacco use/smoking
- Transportation needs
- Violence/safety

Data sources, findings and methodology for the secondary data reports are noted in Appendices I, II, III and IV.



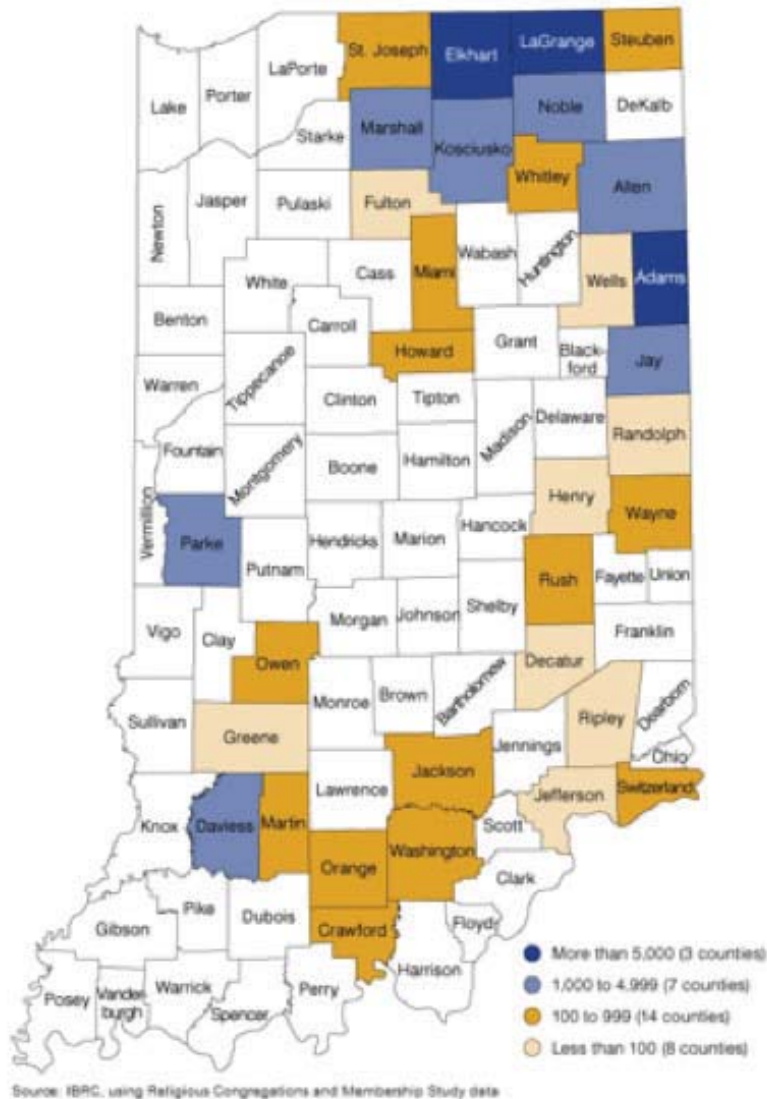
## Primary Data: Methodology and Findings

The primary data collection process included focus groups, key informant interviews and surveys, providing a contemporary perspective of health-related needs in Goshen Health communities.

### Focus Groups and Key Informant Interviews

#### **Amish Focus Groups**

The Amish are a significant cultural group within the region served by Goshen Health. In this area there are approximately 200 Amish church districts consisting of over 27,000 individuals. This ethnic religious group is increasing by about 5% each year.



**Figure 13: Amish Adherents by Indiana County, 2010**





In the winter and spring of 2017, seven women’s groups (44 people) and eight men’s groups (53 people) from 24 Amish districts participated in discussions of health in the Amish community. These groups were formed after discussions with the Plain Church Ministry Group, Topeka, Indiana, and with Amish bishops and deacons. The purpose of the meetings was to determine cultural health attitudes, perspectives and health needs in the Amish community.

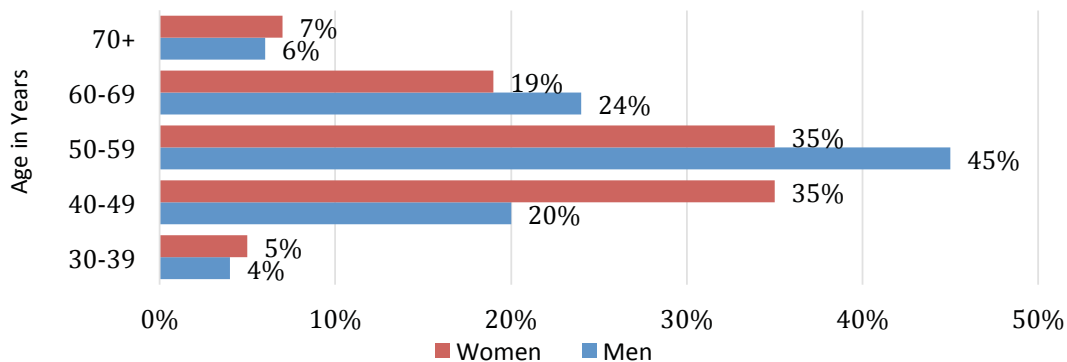
Each meeting began with Likert scale questions followed by focus group discussions. Men’s and women’s groups were analyzed separately by calculating equalized percentages. Findings indicate that Amish increasingly depend on current medical practices and services, although home remedies are first broadly considered. A critical concern for Amish is the cost of health services as they do not have health insurance, even though the Amish community frequently helps in the payment of medical costs.

The six health needs most frequently mentioned in Amish men’s and women’s focus groups included:

| MEN                                      | WOMEN                              |
|--|------------------------------------|
| Cancer                                   | Alzheimer’s                        |
| Cardiovascular                           | Cancer                             |
| Diabetes                                 | Cardiovascular                     |
| Obesity                                  | Obesity                            |
| Mental health: depression, stress, anger | Mental health: anxiety, depression |
| Substance abuse and addictions           | Substance abuse and addictions     |

**Table 2:** Health Related Needs in the Amish Community

A limitation of the data is the composition of the Amish focus groups, which depended on suggestions by their leaders, and the willingness of those identified to participate. As indicated in the graph below, young adults did not participate, although efforts were made to include them.



**Figure 14:** Age Distribution of Amish Focus Groups



**Community-Based Focus Groups**

During the Spring of 2018, eight community focus groups (41 persons) from across the Goshen Health service area also met. These groups included HR directors, healthcare and mental health workers, small business owners, senior care personnel, faith-based organizations and the Latino community. The organizations represented in these focus groups are listed in the Appendix IX.

Focus group discussions identified the most significant health needs in the community, barriers to meeting these needs and resources available and those not available. The relative importance of a health-related need was determined by the frequency with which the need was identified, and included:

- Diabetes
- Family and social support
- Health education
- Housing
- Insurance coverage
- Mental health
- Mental health providers
- Navigation of healthcare system
- Obesity
- Parenting education
- Physical fitness
- Physicians: primary care
- Policies and programs
- Poverty
- Substance abuse: drugs and addiction

**Key Informant Interviews**

Thirty-three key informants were interviewed during April and May 2018. They represented a broad cross-section of community leaders from the organizations listed in the Appendix IX. The relative importance of the health-related need was determined by the frequency with which the need was identified, and included:

- Cardiovascular
- Diabetes
- Health education
- Housing
- Insurance coverage
- Mental health
- Mental health providers
- Obesity
- Physical fitness
- Physicians: primary care
- Poverty
- Substance abuse: drugs and addiction
- Tobacco use/smoking
- Transportation

**Community Focus Groups and Key Informants: Selection Criteria and Demographics**

Focus group members and key informants were selected based on their expertise in public health, special knowledge of community health needs, ability to represent the broad interests of the community served by the hospital or were a member of or could speak to the needs of medically underserved or vulnerable populations. Appendix V provides information on the racial/ethnic demographics and ages of these participants.



## Community Surveys

### ***Survey: Focus Groups and Key Informants***

At the beginning of each focus group meeting and key informant interview, each participant completed a brief survey. The purpose of the survey was to stimulate the thinking of focus group members and key informants for the conversations that followed. In addition, the survey provided a systematic method of gathering the individual perspectives of participants. A total of 74 surveys was completed.

The survey included:

- Perceptions of health in the community served by Goshen Health
- Perception of the service offered by Goshen Health
- A list of 22 health needs, each with a 1-10 rating
- A list of 19 health education needs, each with a 1-10 rating
- Request for demographic information

The most significant health needs identified in the survey included:

- Diet and healthy eating
- Family and social support
- Insurance coverage
- Mental health/depression
- Obesity/weight management
- Physical fitness/exercise
- Poverty
- Substance abuse/addiction
- Tobacco use/smoking

### ***Survey: Latino and Non-Latino Parents and Guardians of School-Age Children***

Six hundred ninety-nine (699) Goshen Community Schools (GCS) parents and guardians participated in an online survey in Spanish or English in the fall of 2017. Surveys were completed by 199 Latinos, and 500 non-Latinos. The purpose of the survey was to provide a snapshot of educational and health perceptions of the parents of schoolchildren in the Goshen, Indiana, area.

Sixteen health needs were evaluated on a 1-10 scale, with 1 indicating no concern and 10 indicating a very significant concern. Each health need was analyzed using two methods:

- The mean score was determined for each health need.
- The responses to each health need were grouped as follows:
  - 1-3, indicating low concern
  - 4-7, indicating medium concern
  - 8-10, indicating high concern



To rank each health need, the percentage of responses indicating high concern were then calculated. The most significant health needs identified are noted in the table below. See Appendix VI for the ranking of all health needs identified by Latino and non-Latino parents and guardians.

| Significant Health Concerns Among Latino Parents and Guardians | Significant Health Concerns in Non-Latino Parents and Guardians |
|--|---|
| Cancer   | Diet and healthy eating   |
| Diet and healthy living  | Health education  |
| Health education   | Insurance coverage  |
| Insurance coverage   | Mental health/depression  |
| Mental health/depression                                       | Obesity/exercise  |
| Obesity/exercise   | Poverty   |
| Prenatal/early childhood health                                | Prenatal/early childhood health                                 |
| Substance abuse/addictions                                     | Substance abuse/addictions                                      |
| Tobacco use/smoking  | Unsafe sex  |
| Unsafe sex   |   |
| Violence   |   |

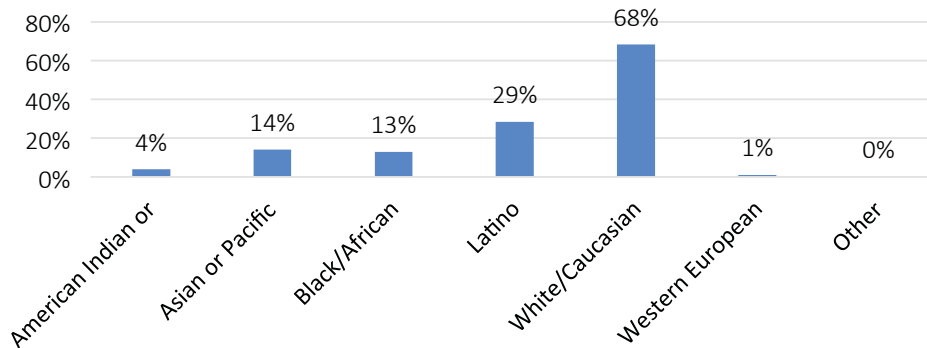
**Table 3:** Significant Health Concerns of Latino and Non-Latino Parents and Guardians

While many of the health needs are identical for each group, Latinos are more concerned about tobacco use/smoking, cancer and violence than is true for non-Latino parents and guardians for whom poverty is of greater concern.

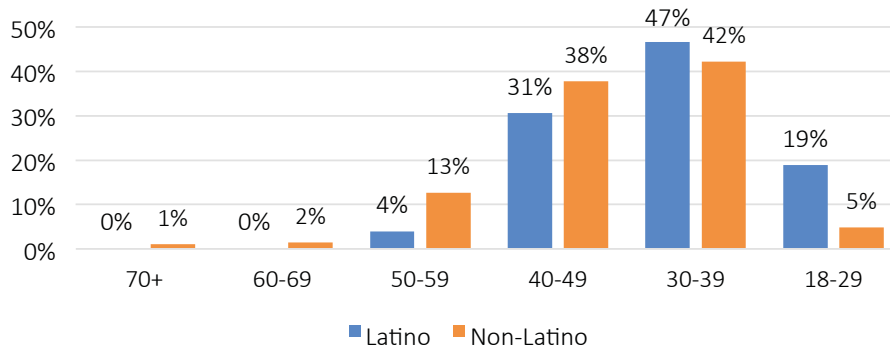


### Demographics

The racial and ethnic diversity of participants and their age ranges are showing in the graphs below. Note that participants could select more than one race.



**Figure 15:** Racial and Ethnic Diversity of GCS Parents and Guardians



**Figure 16:** Age of GCS Latino and Non-Latino Parents and Guardians

### Data Considerations

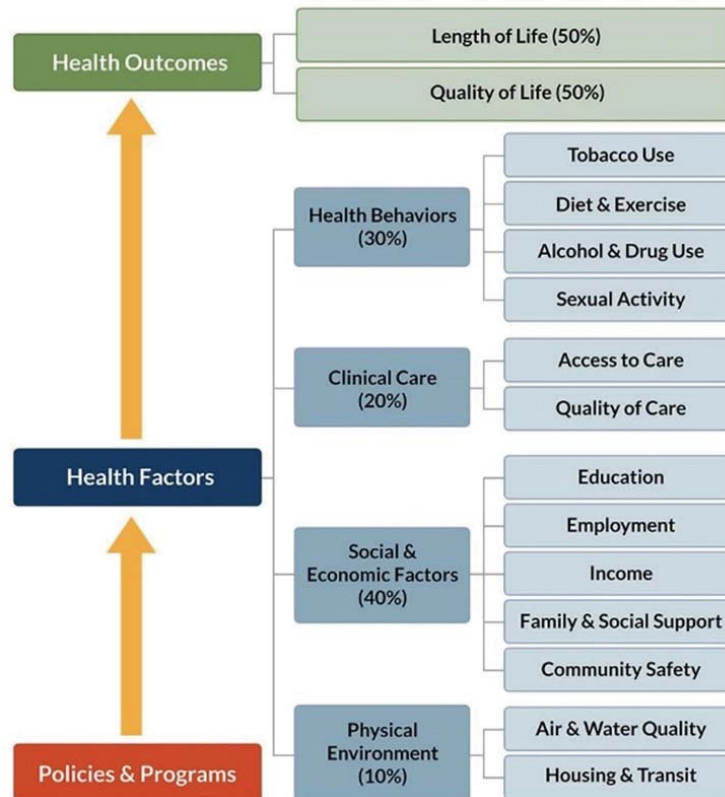
The purpose of the survey was to provide a snapshot of health perceptions and needs of the parents and guardians of Latino and non-Latino schoolchildren in the Goshen, Indiana, area. As such, it cannot be extrapolated across the entire demographic population or necessarily to other schools in the Goshen Health communities. Although over half of the public school students in Goshen are Latino, fewer Latino parents and guardians completed the survey than was the case for non-Latino parents and guardians.



# Data Coding and Integration

## Methodology

The health needs identified in the data from the primary and secondary data were coded and analyzed based on the County Health Rankings Model (<http://www.countyhealthrankings.org/>).



This model identifies key factors that drive health outcomes.

- Health outcomes (mortality and morbidity) can be understood in terms of the length and quality of life.
- Health factors include:
  - Health behaviors
  - Clinical care
  - Social and economic factors
  - Physical environment

The four contributors to the health factors are shown in the center blue rectangles. Contributors to each of the four factors are indicated in the far-right light blue rectangles. To further define the process, there are also contributors to categories noted in the light blue rectangles.

- Policies and programs, noted in the lower left-hand red rectangle at the bottom of the county health rankings schematic, impact community health and can include those initiated by the hospital/health system and those at the federal, state and local levels.



## Results

Using the Community Health Rankings Model, the significant health needs identified in all data sets could be integrated, creating coherence and are summarized in the table below.

|                   |  | Primary Groups and Individuals Surveyed |   |   |  |                                      | Secondary Data <sup>7</sup> |                                |
|-------------------|--|---|---|---|--|--------------------------------------|-----------------------------|--------------------------------|
|                   |  | Amish focus groups <sup>1</sup>         | Latino GCS parents/guardians <sup>2</sup> | Non-Latino GCS parents/guardians <sup>3</sup> | FG and Key Inf: individual survey <sup>4</sup> | Focus group meetings <sup>5</sup>    | Key Informants <sup>6</sup> | Secondary Data <sup>7</sup>    |
| Health Outcomes   | Mental health - anxiety, depression, stress, Alzheimer's | Mental health - depression              | Mental health - Depression                | Mental health - Depression                    |  | Diabetes                             | Cardiovascular              | Mental health - anger          |
|                   | Cardiovascular   | Cancer                                  |   |   |  | Mental health                        | Mental health               | Diabetes                       |
|                   | Cancer   |   |   |   |  |                                      | Diabetes                    |                                |
|                   | Diabetes   |   |   |   |  |                                      |                             |                                |
|                   |  |   |   |   |  |                                      |                             |                                |
| Healthy Behaviors | Obesity  | Tobacco                                 | Nutrition                                 | Obesity                                       | Obesity  | Obesity                              | Tobacco                     | Obesity                        |
|                   | Substance abuse: drugs and addiction                     | Substance abuse: drugs and addiction    | Substance abuse: drugs and addiction      | Substance abuse: prevention                   | Substance abuse: drugs and addiction           | Substance abuse: drugs and addiction | Substance abuse: drugs and  | Substance abuse: Alcohol/drugs |
|                   |  | Nutrition                               | Unsafe sex                                | Physical fitness                              | Physical fitness                               | Physical fitness                     | Obesity                     | Physical fitness               |
|                   |  | Obesity                                 | Obesity                                   | Nutrition                                     | Vaping   | Physical fitness                     |                             | Tobacco use/smoking            |
|                   |  | Physical fitness                        |   |   |  |                                      |                             |                                |
|                   | Unsafe sex   |   |   |   |  |                                      |                             |                                |
| Clinical Care     |  | Prenatal/early childhood                | Prenatal/early childhood                  |   |  | Navigation of healthcare system      | Mental health providers     | Mental Health providers        |
|                   |  |   |   |   |  | Physicians: primary care             | Physicians: primary care    | Physicians, primary care       |
|                   |  |   |   |   |  | Mental Health providers              | Transportation              | Preventive health              |
|                   |  |   |   |   |  |                                      |                             | Dentists                       |
| Social & economic |  | Health education                        | Poverty                                   | Poverty                                       | Poverty  | Poverty                              | Poverty                     | Poverty                        |
|                   |  | Insurance coverage                      | Insurance coverage                        | Insurance coverage                            | Insurance coverage                             | Insurance coverage                   | Insurance coverage          | Insurance coverage             |
|                   |  | Violence                                | Health education                          | Family and social                             | Housing  | Housing                              | Housing                     | Education, formal              |
|                   |  |   |   |   | Parenting education                            | Health education                     | Violence                    |                                |
|                   |  |   |   |   | Health Education                               |                                      | Family and social support   |                                |
|                   |  |   |   | Family and social support                     |  |                                      |                             |                                |
| Phy Env           |  |   |   |   |  |                                      |                             |                                |
| Policy & program  |  |   |   |   |  | Policies and programs                |                             |                                |
|                   |  | Primary Groups and Individuals Surveyed |   |   |  |                                      | Secondary Data <sup>7</sup> |                                |

**Table 4: Integration of Significant Health Needs identified in Primary and Secondary Data**

Footnotes for Table 3

- <sup>1</sup> There were 15 Amish focus groups; eight men's groups and seven women's groups; Data were collected during the first five months of 2017.
- <sup>2,3</sup> These data were collected in the fall of 2017 at Goshen Community Schools.
- <sup>4</sup> Focus group members and key informants completed the survey as individuals.
- <sup>4,5,6</sup> These data were collected during the first half of 2018.
- <sup>7</sup> These data were provided by the Indiana University School of Medicine, Department of Family Medicine. In addition, several mental health research papers noted in the appendix were reviewed.



## Barriers to Care

The most significant barriers to positive health outcomes were identified by Amish and community focus groups, as well as key informants. These were coded and correlated with the critical health factors using the Community Health Rankings Model and summarized in the table below.

| Barriers to Meeting Healthcare Needs |                     |   |   |   |
|--------------------------------------|---------------------|---|---|---|
| Data Set                             | Amish Focus Groups  | Other Focus Groups  | Key Informants  |   |
| Health Factors                       | Healthy Behaviors   | Lifestyle: lack of initiative   | Lifestyle: lack of initiative                                 | Lifestyle: lack of initiative                                 |
|                                      |                     | Poor diet   |   |   |
|                                      |                     |   |   |   |
|                                      | Clinical Care       | Treatment cost: uninsured   | Uninsured   | Uninsured   |
|                                      |                     | Lack of transportation  | Lack of mental health providers                               | Lack of mental health providers                               |
|                                      |                     | Distance for medical care   | Lack of transportation  | Lack of transportation  |
|                                      |                     |   | Ability to navigate health system                             | Ability to navigate health system                             |
|                                      |                     |   | Lack of healthcare providers                                  | Lack of healthcare providers                                  |
|                                      | Social & economic   | Lack of health education  | Lack of health education                                      | Lack of health education                                      |
|                                      |                     | Nutritional habits  | Income inequality   | Income inequality   |
|                                      |                     | Factory work environment  | Lack of health providers                                      | Language and cultural differences                             |
|                                      |                     | Cultural health attitudes   | Lack of family and social support                             |   |
|                                      |                     | Family systems  | Language and cultural differences                             |   |
|                                      |                     |   | Stigma associated with health issue                           |   |
|                                      |                     |   |   |   |
|                                      | Policies & programs | Patients dropped by clinic if patient discontinues regular appointments | Lack of programs and policies in general to meet health needs | Lack of programs and policies in general to meet health needs |
|                                      |                     |   | Lack of governmental programs                                 |   |
|                                      |                     |   |   |   |

**Table 5: Barriers to Meeting Healthcare Needs**





# Prioritization of Community Health Needs

## Health Needs Prioritized and Those Not Prioritized: Methodology and Results

On August 2, 2018, members of the Community Advisory Committee (CAC) met to prioritize the community health needs identified in the primary and secondary data. The data were organized in a frequency table (Appendix X). The number of data sets that identified a health need, as well as disparities between population groups, were then considered. Of the 28 health needs identified in the various data sets, 13 were selected for prioritization and 15 other identified health needs were not prioritized.

### Health Needs Prioritized

- Diabetes
- Family and social support
- Health education
- Insurance coverage
- Mental health
- Mental health providers
- Nutrition
- Obesity
- Physical fitness
- Physicians: primary care and other
- Poverty
- Substance abuse: alcohol, drugs, addiction
- Tobacco use/smoking

### Health Needs Not Prioritized

- Alzheimer's
- Cancer
- Cardiovascular
- Dental care (Dentist)
- Education, formal
- Housing
- Navigation of the healthcare system
- Parenting education
- Policies and programs
- Prenatal/early childhood
- Preventive health
- Transportation
- Unsafe sex
- Vaping
- Violence



# COMMUNITY HEALTH NEEDS

## Prioritized Community Health Needs: Methodology and Results

The prioritization of the health needs to be prioritized was based on six criteria:

- Disparities within subgroups: Are there health-related needs of medically underserved, low income and minority populations that need special focus?
- Feasibility of intervention: Does the community have adequate resources to address the health-related problem?
- Impact on the community/magnitude: Does this health-related problem have a significant impact on many people in the community?
- Importance to the community: Is this health-related problem of importance to the community? (High levels of interest in the community for addressing a health-related need usually lead to higher levels of community engagement.)
- Severity: What do the morbidity and mortality rates indicate?
- Trends: Is the health-related need improving or getting worse in the community, and does this trend indicate a need for a greater or lesser level of intervention?

Each health need was evaluated with each criterion, using a scale of 1-4, with 1 indicating that the criterion was not met, and 4 indicating that the criterion was fully met. The scores of all participants for each health need were totaled and the health needs were ranked based on the total score for each health need that was prioritized. The rank order of the prioritized health needs is noted in the table below:

| Rank Order | Prioritized Health Need                    |
|------------|--|
| 1          | Mental health                              |
| 2          | Obesity                                    |
| 3          | Substance abuse: alcohol, drugs, addiction |
| 4          | Diabetes                                   |
| 5          | Mental health providers                    |
| 6          | Tobacco use/smoking                        |
| 7          | Poverty                                    |
| 8          | Nutrition                                  |
| 9          | Physical fitness                           |
| 10         | Physicians: primary care and other         |
| 11         | Insurance coverage                         |
| 12         | Family support                             |
| 13         | Health education                           |

**Table 6:** Rank Order of Prioritized Health Needs

## Resources Available and Not Available to Address Community Health Needs

See Appendix VII for listings of resources available and not available for addressing community health needs identified by focus groups and key informants. Goshen Health has also tabulated an extensive database of available community resources (Appendix VIII).



**Appendix I: 2018 Secondary Data Report:  
Indiana University School of Medicine, Department of Family Medicine**



## **Community Health Needs Assessment Data Analysis**

Produced by:

**Department of Family Medicine, Indiana University School of Medicine**

Produced for:

**Goshen Health**

**March 2018**

Author:

**Laura Gano, MPH**



INDIANA UNIVERSITY SCHOOL OF MEDICINE  
DEPARTMENT OF FAMILY MEDICINE

Data Analysis  
for  
Community Health Needs Assessment

---

Prepared for Goshen Health  
March 2018



Laura Gano, MPH

## Acknowledgements

This report was compiled by the Indiana University School of Medicine, Department of Family Medicine, and was funded by Goshen Health. The Bowen Center for Health Workforce Research and Policy provided data related to Indiana's health workforce and medically-underserved areas.

March 2018



## Table of Contents

|  |    |
|--|----|
| Acknowledgements.....                        | 37 |
| Executive Summary.....                       | 41 |
| Introduction .....                           | 42 |
| Methods.....                                 | 43 |
| Data analysis .....                          | 44 |
| Findings.....                                | 44 |
| Population characteristics.....              | 44 |
| Population by county .....                   | 44 |
| Population by age group .....                | 45 |
| Population by race .....                     | 46 |
| Population by ethnicity .....                | 47 |
| Population by sex.....                       | 48 |
| Population by rurality .....                 | 49 |
| Low birthweight births.....                  | 50 |
| Teen births .....                            | 51 |
| Uninsured children.....                      | 52 |
| Uninsured adults .....                       | 53 |
| High school graduation rate.....             | 54 |
| Some college (post-secondary education)..... | 55 |
| English proficiency .....                    | 56 |
| Unemployment .....                           | 57 |
| Median household income .....                | 58 |
| Children living in poverty .....             | 59 |
| Children eligible for free lunch .....       | 60 |
| Children in single parent households .....   | 61 |
| Population morbidity .....                   | 62 |
| Diabetes prevalence .....                    | 62 |
| HIV prevalence .....                         | 63 |
| Poor or fair health.....                     | 64 |



Poor physical health days ..... 65

Poor mental health days ..... 66

Adult obesity ..... 67

Sexually transmitted infections (chlamydia)..... 68

Population mortality ..... 69

    Premature death (Years of potential life lost) ..... 69

    Infant mortality ..... 70

    Child mortality..... 71

    Alcohol-impaired driving deaths..... 72

    Motor vehicle crash deaths ..... 73

    Drug overdose deaths ..... 74

    Injury deaths ..... 75

Healthcare workforce and utilization ..... 76

    Preventable hospital stays ..... 80

    Diabetic screening..... 81

    Breast cancer screening ..... 82

    Healthcare costs..... 83

Social/environmental factors affecting health ..... 84

    Adult smoking ..... 84

    Physical inactivity ..... 85

    Excessive drinking ..... 86

    Access to exercise opportunities ..... 87

    Food insecurity..... 88

    Limited access to healthy foods..... 89

    Social organizations ..... 90

    Severe housing problems..... 91

    Driving alone to work..... 92

    Long commute (driving alone) ..... 93

    Air pollution (particulate matter) ..... 94

    Controlled substances dispensed ..... 95

    Substance treatment admissions..... 96



|  |     |
|--|-----|
| Cluster analysis of polysubstance abuse.....   | 97  |
| Arrests for driving under the influence (DUI), public intoxication (PI), liquor law violations (LLV).... | 99  |
| Arrests for possession and sale/manufacture of marijuana.....  | 100 |
| Arrests for possession and sale/manufacture of cocaine/opiates .....                                     | 100 |
| Arrests for possession and sale/manufacture of synthetic drugs .....                                     | 100 |
| Arrests for possession and sale/manufacture of other drugs (including barbiturates/Benzedrine)..         | 100 |
| Violent crime.....   | 101 |
| Homicide.....  | 102 |
| Summary .....  | 103 |
| Conclusion.....  | 108 |
| Sources.....   | 109 |
| Appendix A – Detailed Report Data Sources.....   | 112 |
| Appendix B – Provider & Shortage Area Maps .....   | 115 |
| Appendix C – Health Indicators Variance Report.....  | 122 |





## Executive Summary

In proactively seeking an inclusive understanding of Elkhart County health needs, Goshen Health leadership contracted with the Indiana University School of Medicine's Department of Family Medicine to develop an in-depth community health profile through analysis of secondary data collected from various existing health, social, and economic indicators datasets. To provide context, comparative data are also provided for the four-county region consisting of Elkhart County, Kosciusko County, LaGrange County and Noble County and for the State of Indiana.

Elkhart County is the seventh most populous county in Indiana and its demographic profile differs from contiguous counties included in this report. The region comprised of Kosciusko County, LaGrange County, Noble County is considerably less populated and markedly less racially and ethnically diverse than Elkhart County as well as Indiana overall.<sup>7,8</sup> These demographic differences likely account for at least some variance seen in aggregate, four-county regional outcomes. Health Resources and Services Administration (HRSA) data show that Elkhart County is a designated primary medical care health professional shortage area (HPSA).<sup>1</sup> Thirteen census tracts within the cities of Elkhart and Goshen (Elkhart County) are designated by HRSA as medically underserved based upon low income at the population level. The city of Warsaw (Kosciusko County) has one census tract designated as medically underserved based upon low income population.<sup>1, 2, 25</sup>

Secondary data analysis demonstrates that Elkhart County's most challenging issues reside in the areas of access to healthcare, preventive health, poverty and education. These concerns echo community health challenges previously described by Elkhart County Health Department leadership.<sup>32</sup> Despite these challenges, Elkhart County generally performs better than Indiana overall in morbidity and mortality indicators. Significant exceptions to this include measures of teen births, adult obesity and alcohol dependence (as defined by substance abuse treatment admissions).



## Introduction

When the Patient Protection and Affordable Care Act was enacted in 2010, new reporting requirements were set forth under Internal Revenue Service (IRS) Code 501(r) which obligated charitable hospitals to complete a Community Health Needs Assessment and corresponding implementation strategy every three years in order to retain 501(c)(3) charitable hospital exemption status.<sup>3</sup> To meet this need for required reporting for 2018, Goshen Health contracted with the Indiana University School of Medicine Department of Family Medicine to create a community health profile through data collection and analysis from various existing health, social, and economic indicators datasets. The purpose of this compiling this community health profile is to assess health indicators, health concerns, health status, perceived barriers to health care, and lifestyle risk factors for Goshen Health catchment area residents (Elkhart County, Kosciusko County, LaGrange County and Noble County). This secondary data analysis will be utilized to inform Goshen Health's updated Community Health Needs Assessment as required under IRS Code 501(r) guidelines.



## Methods

To assess health indicators, Department of Family Medicine research staff obtained data shown from existing secondary datasets. Datasets consulted include:

- US Census Population Estimates
- National Center HIV Surveillance System
- Health Indicators Warehouse
- CDC WONDER mortality data
- National Center for Health Statistics
- Behavioral Risk Factor Surveillance System
- Fatality Analysis Reporting System
- Map the Meal Gap
- Business Analyst
- USDA Food Environment Atlas
- Health Research and Services Administration (HRSA) Area Resource File
- Dartmouth Atlas of Health Care
- ED Facts
- Bureau of Labor Statistics
- County Business Patterns
- Small Area Income and Poverty Estimates
- Federal Bureau of Investigation (FBI) – Uniform Crime Reports
- National Center for Education Statistics
- Comprehensive Housing Affordability Strategy (CHAS) data
- American Community Survey
- Indiana Board of Pharmacy/Prescription Drug Mentoring Program (INSPECT)
- Treatment Episode Dataset

Appendix A provides further details regarding data source years and how data are reported.



## Data analysis

Secondary data were compiled, merged and analyzed using Microsoft Excel® and SAS 9.4® software. Health indicators data were collected and summarized from secondary datasets (details available in Appendix A) to illustrate Elkhart County health in relation to Kosciusko, LaGrange and Noble Counties as well as Indiana’s overall health profile.

## Findings

In spite of challenges related to poverty, healthcare access, preventive health and education, Elkhart County generally performs better than Indiana overall in morbidity and mortality indicators but has higher rates of teen births, adult obesity, violent crime and substance abuse treatment admissions.

## Population characteristics

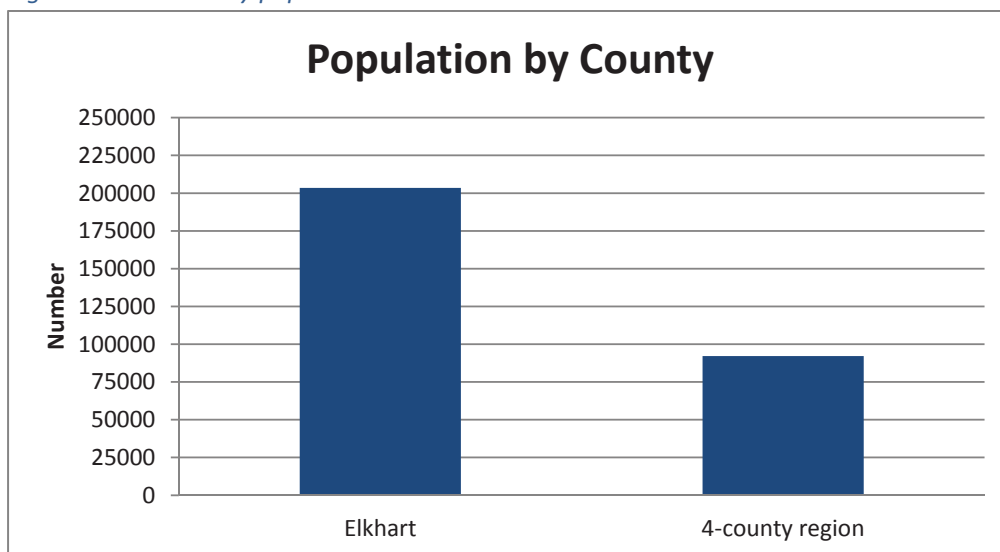
### Population by county

In relation to population size, the four-county region is characterized by extremes in population size. Elkhart County has the highest population (203,474), over five times the population of the least – populated county, LaGrange County (38,809). The average population for the four-county region is 92,159.

Table 1. Total county population

|                         | Population |
|-------------------------|------------|
| Elkhart                 | 203,474    |
| 4-county region average | 92,159     |

Figure 1. Total county population



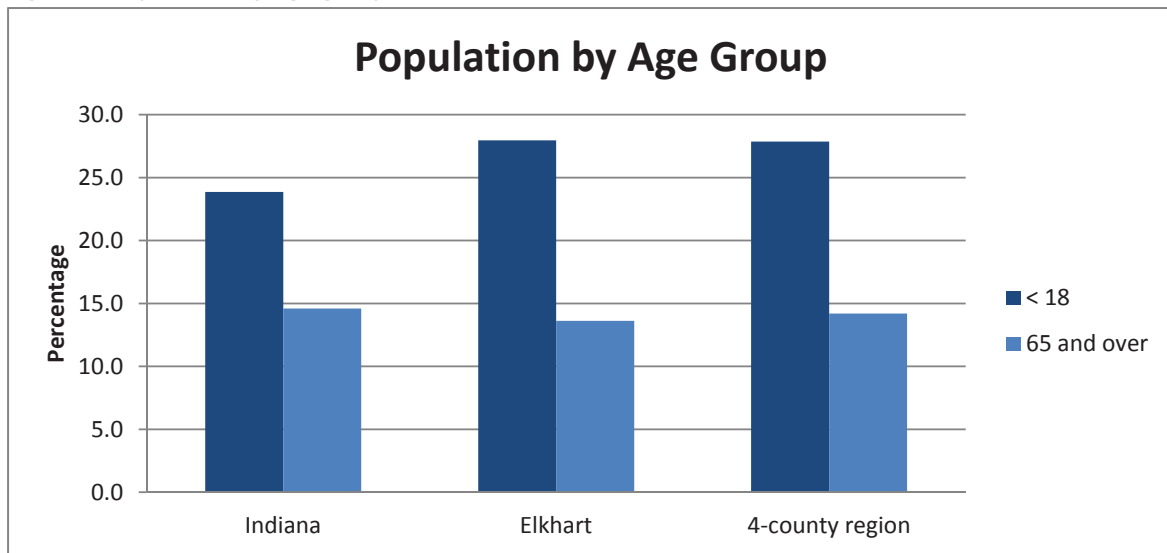
Population by age group

When compared to Indiana, Elkhart County and the overall four-county region have higher percentages of individuals less than 18 years of age (23.9%, 28.0%, 27.9%). Correspondingly, both areas have lower proportions of residents aged 65 and over (see Table 2).

Table 2. Population by age group

|                         | % < 18 | % > 65 |
|-------------------------|--------|--------|
| Indiana                 | 23.9   | 14.6   |
| Elkhart                 | 28.0   | 13.6   |
| 4-county region average | 27.9   | 14.2   |

Figure 2. Population by age group



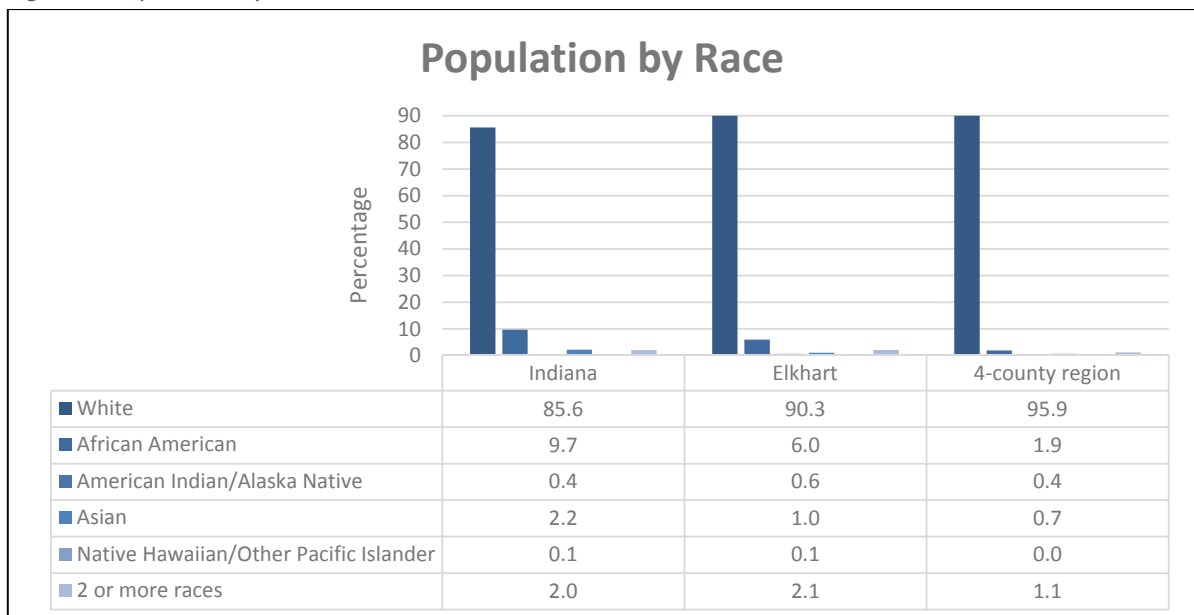
### Population by race

Like the remainder of Indiana, Elkhart County's and the four-county region's population is by dominated by Whites (85.6%, 90.3% and 95.9%, respectively). The next most populous racial group is African Americans, although the proportion of African Americans in Elkhart County (6.0%) is less than two-thirds the proportion of African Americans in Indiana overall (9.7%). Asian peoples comprise 2.2% of Indiana residents, while only 1.0% in Elkhart County and 0.7% in the four-county region. American Indian/Alaska Natives and Native Hawaiian/Other Pacific Islanders account for less than 1% of residents of Indiana, Elkhart County and the four-county region. Slightly more individuals claim to be biracial or multi-racial in Elkhart County (2.1%) than in Indiana (2.0%) in comparison with just over one percent in the four-county region (1.1%) (see Table 3).

*Table 3. Population by race*

|                 | % African American | % American Indian/Alaskan Native | % Asian | % Native Hawaiian/Other Pacific Islander | % White | % 2 or more races |
|-----------------|--------------------|----------------------------------|---------|--|---------|-------------------|
| Indiana         | 9.7                | 0.4                              | 2.2     | 0.1                                      | 85.6    | 2.0               |
| Elkhart         | 6.0                | 0.6                              | 1.0     | 0.1                                      | 90.3    | 2.1               |
| 4-county region | 1.9                | 0.4                              | 0.7     | 0.0                                      | 95.9    | 1.1               |

*Figure 3. Population by race*



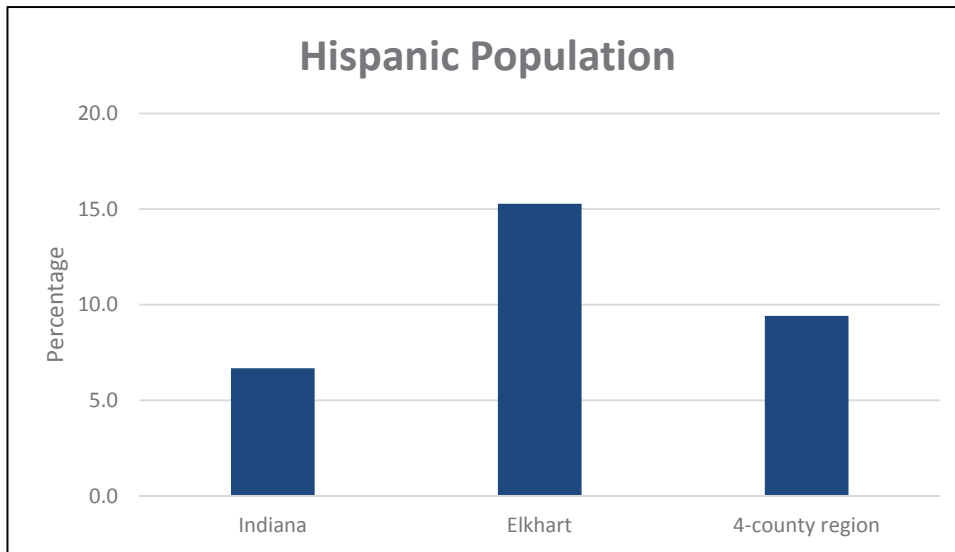
### Population by ethnicity

Of the geographic regions this analysis, Elkhart County has the highest proportion (15.3%) of residents identifying as Hispanic; this proportion is more than double the overall Indiana percentage (6.7%). In fact, excepting LaGrange County, all of the counties within the four-county region have a higher proportion of Hispanic residents than does Indiana. The overall four-county average is 9.4% of residents reporting Hispanic heritage.

Table 4. Population by ethnicity

|                 | % Hispanic |
|-----------------|------------|
| Indiana         | 6.7        |
| Elkhart         | 15.3       |
| 4-county region | 9.4        |

Figure 4. Population by ethnicity



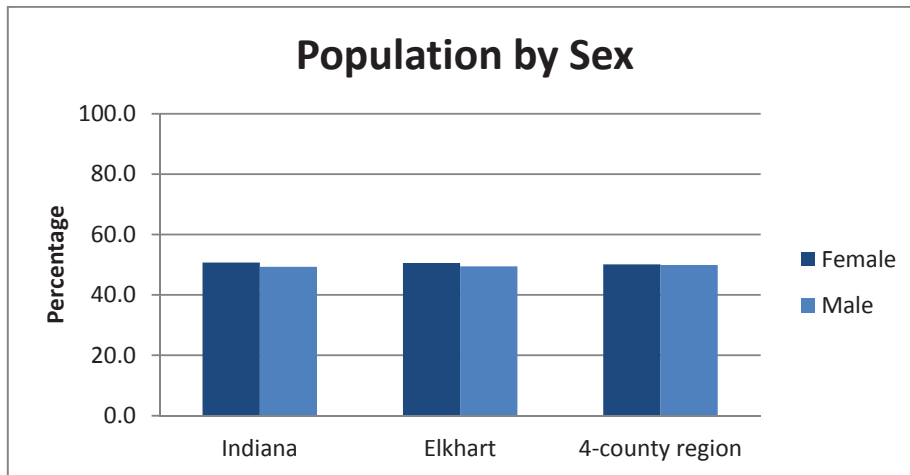
### Population by sex

Elkhart County and the four-county region mirror the male/female population distribution seen throughout Indiana (see Table 5).

*Table 5. Population by sex*

| County          | % Female | % Male |
|-----------------|----------|--------|
| Indiana         | 50.7     | 49.3   |
| Elkhart         | 50.5     | 49.5   |
| 4-county region | 50.2     | 49.8   |

*Figure 5. Population by sex*





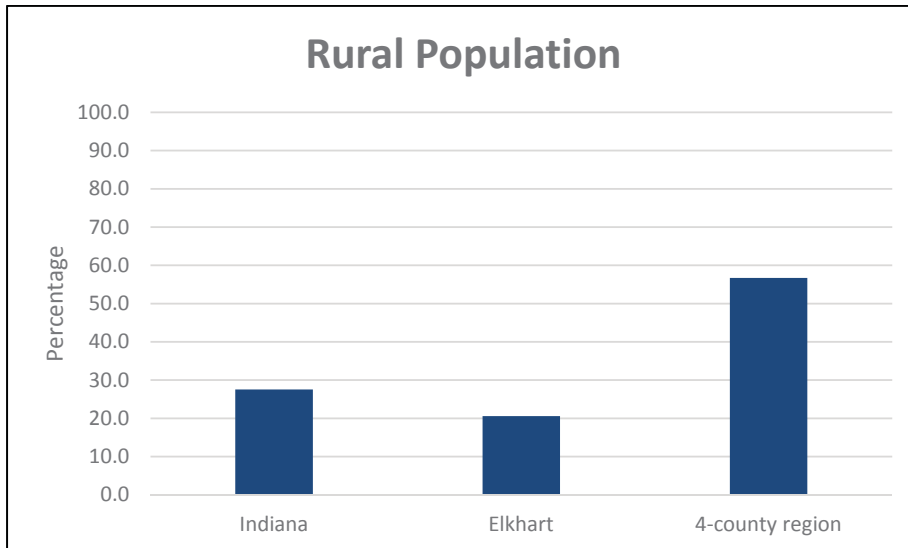
### Population by rurality

Indiana's population as a whole is more rural (27.6%) than Elkhart County (20.6%); however the four-county region's rurality is much higher (56.7%).

Table 6. Population by rurality

|                 | % Rural |
|-----------------|---------|
| Indiana         | 27.6    |
| Elkhart         | 20.6    |
| 4-county region | 56.7    |

Figure 6. Population by rurality



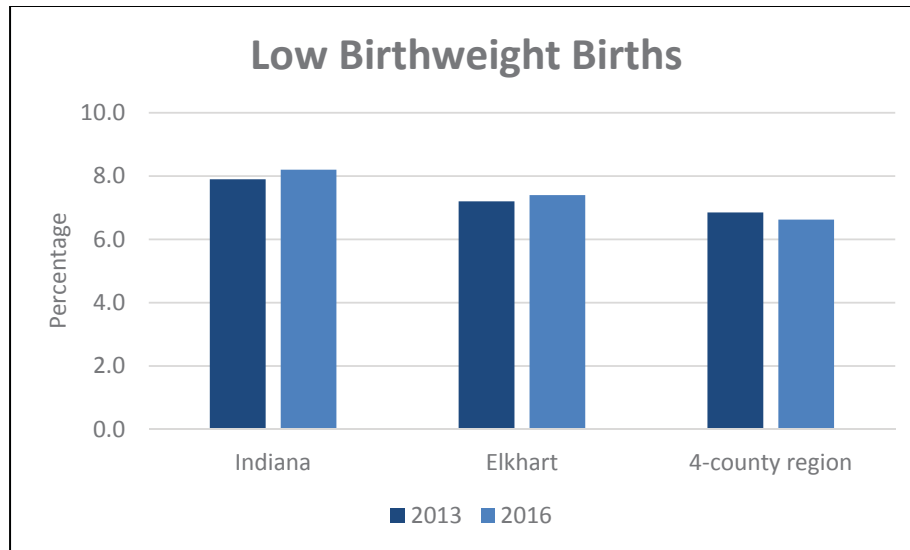
### Low birthweight births

Low birthweight births are a priority public health issue for Indiana. Both Elkhart County (7.4%) and the four-county region (6.6%) have better outcomes for low birthweight births than Indiana overall (8.2%). Data from 2013 are included for comparative purposes.

Table 7. Low birthweight births

|                 | % Low birthweight births (2013) | % Low birthweight births (2016) |
|-----------------|---------------------------------|---------------------------------|
| Indiana         | 7.9                             | 8.2                             |
| Elkhart         | 7.2                             | 7.4                             |
| 4-county region | 6.9                             | 6.6                             |

Figure 7. Low birthweight births



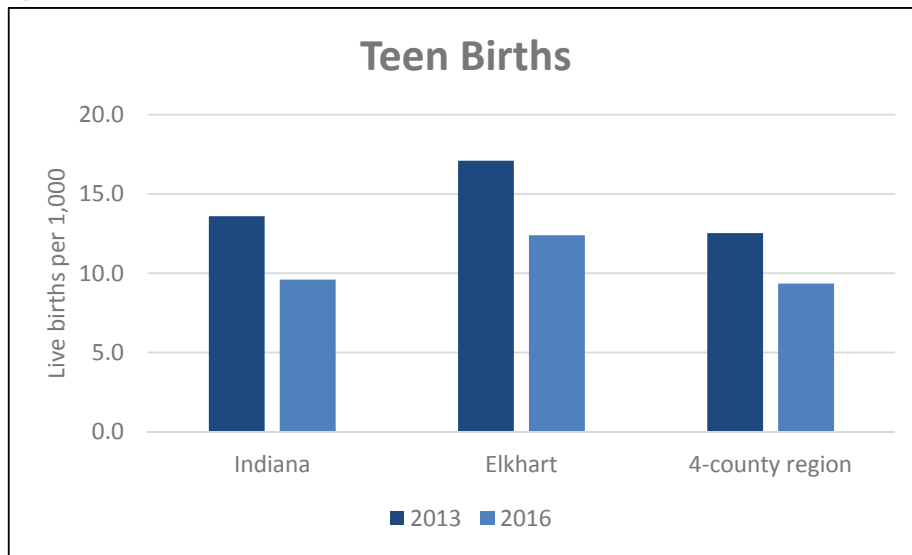
### Teen births

When comparing teen births to Indiana’s rate (9.6 per 1,000) as well as the 4-county region average (9.4/1,000), Elkhart County (12.4/1,000) experiences substantially more teen births. Data reported in this section apply to women aged 15 – 17 years. To protect confidentiality, teen birth rates are not reported at the county level if there are fewer than five teen births. If there are less than 20 teen births, the derived rates are considered unstable. Based upon these constraints, data included in the section exclude those women who gave birth who were aged less than 15 years.<sup>33</sup> Data from 2013 are included for comparative purposes.

Table 8. Teen births

|                         | Teen birth rate (2013) | Teen birth rate (2016) |
|-------------------------|------------------------|------------------------|
| Indiana                 | 13.6                   | 9.6                    |
| Elkhart                 | 17.1                   | 12.4                   |
| 4-county region average | 12.5                   | 9.4                    |

Figure 8. Teen births



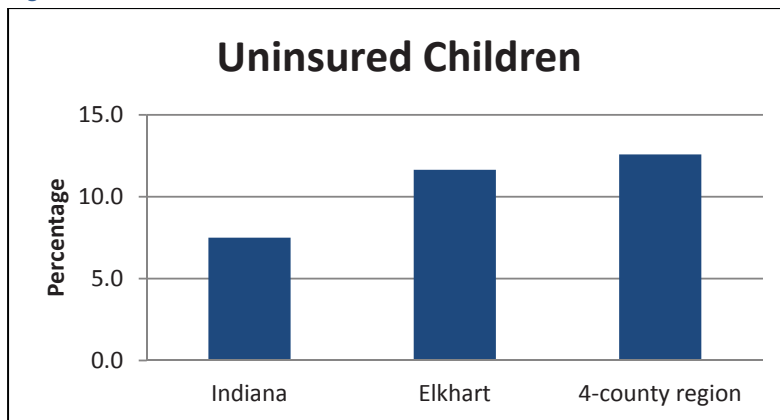
### Uninsured children

Elkhart county (11.6%) and the 4-county region (10.7%) have a higher proportion of uninsured children than in Indiana (7.5%) overall. In previous years, Elkhart County Health Department leadership identified lack of health insurance as one of the key factors related to community-wide deficiency in access to health care.

Table 9. Uninsured children

|                         | % Uninsured children |
|-------------------------|----------------------|
| Indiana                 | 7.5                  |
| Elkhart                 | 11.6                 |
| 4-county region average | 12.6                 |

Figure 9. Uninsured children



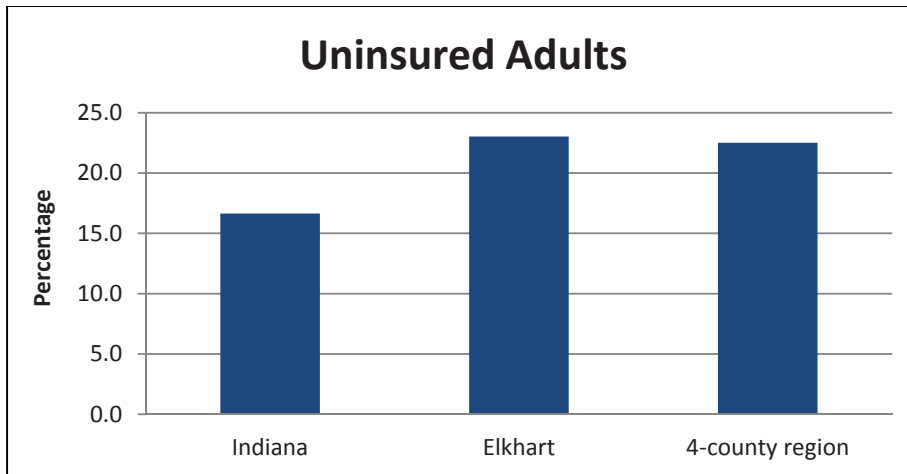
### Uninsured adults

As with uninsured children, the proportions of uninsured adults in Elkhart County (23.0%) and the 4-county region (22.5%) is higher than the proportion of uninsured adults throughout Indiana (16.6%). Elkhart County Health Department leadership identified lack of health insurance as one of the key factors related to community-wide deficiency in access to health care in past years.

Table 10. Uninsured adults

|                         | % Uninsured adults |
|-------------------------|--------------------|
| Indiana                 | 16.6               |
| Elkhart                 | 23.0               |
| 4-county region average | 22.5               |

Figure 10. Uninsured adults



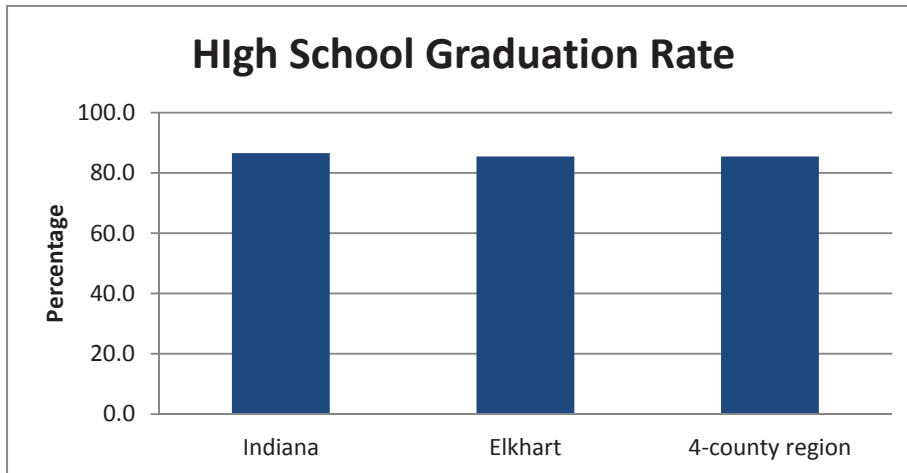
### High school graduation rate

The high school graduation rate for Elkhart County (85.4%) is identical with the 4-county region's rate (85.4%); both are lower than Indiana's rate (86.5%).

Table 11. High school graduation rate

|                         | % Graduated |
|-------------------------|-------------|
| Indiana                 | 86.5        |
| Elkhart                 | 85.4        |
| 4-county region average | 85.4        |

Figure 11. High school graduation rate



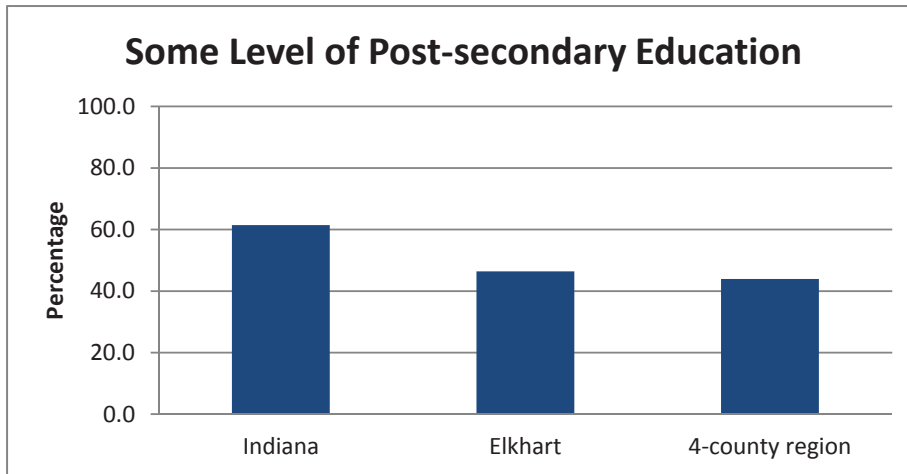
Some college (post-secondary education)

Compared with Indiana overall (61.4%), residents of Elkhart County have a much lower rate of having attained some level of post-secondary education (46.4%). The rate for the four-county region is lower (43.9%) than Elkhart County's rate.

Table 12. Some college (post-secondary education)

|                         | % Some college |
|-------------------------|----------------|
| Indiana                 | 61.4           |
| Elkhart                 | 46.4           |
| 4-county region average | 43.9           |

Figure 12. Some college (post-secondary education)



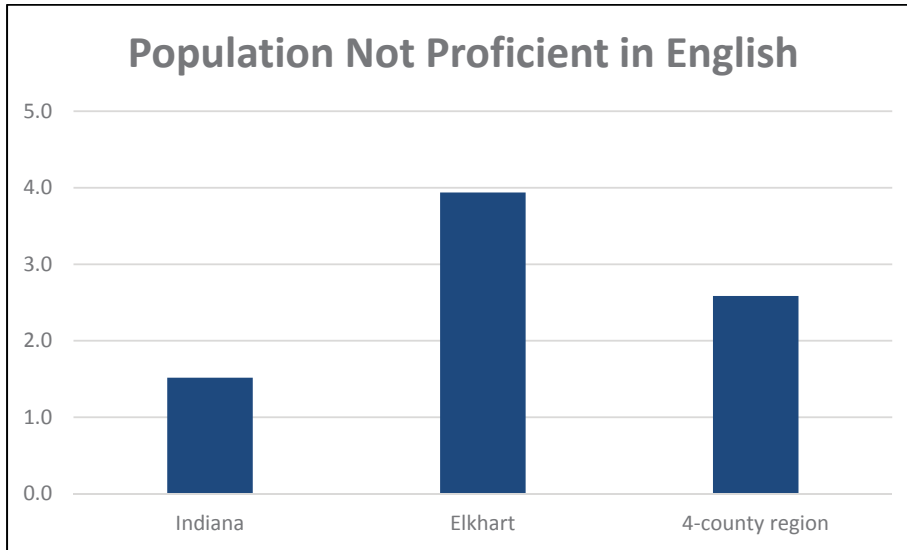
### English proficiency

Elkhart County has the highest proportion of population not proficient in English (3.9%) compared to Indiana (1.5%) overall; the four-county region has more residents who are proficient in English (Table 13).

Table 13. English proficiency

| County                  | % Not Proficient in English |
|-------------------------|-----------------------------|
| Indiana                 | 1.5                         |
| Elkhart                 | 3.9                         |
| 4-county region average | 2.6                         |

Figure 13. English proficiency





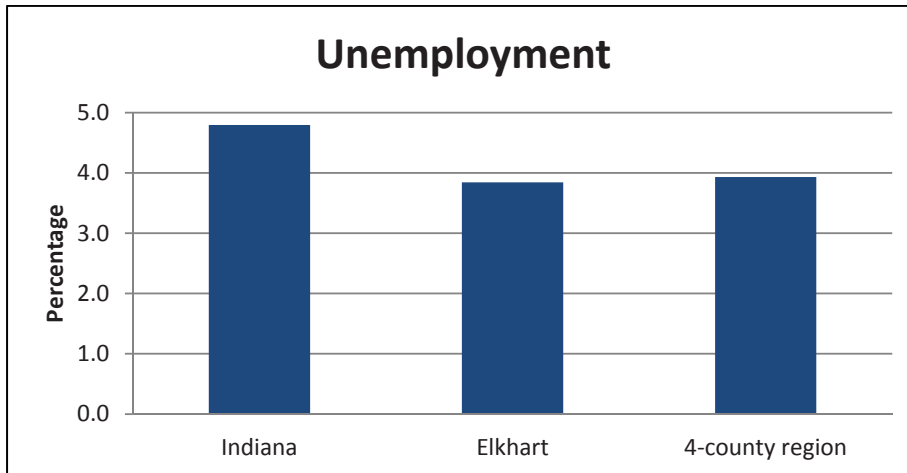
## Unemployment

Both Elkhart County (4.8%) and the four-county region (3.9%) have lower rates of unemployment than Indiana as a whole (4.8%).

Table 14. Unemployment

|                         | % Unemployed |
|-------------------------|--------------|
| Indiana                 | 4.8          |
| Elkhart                 | 3.8          |
| 4-county region average | 3.9          |

Table 14. Unemployment



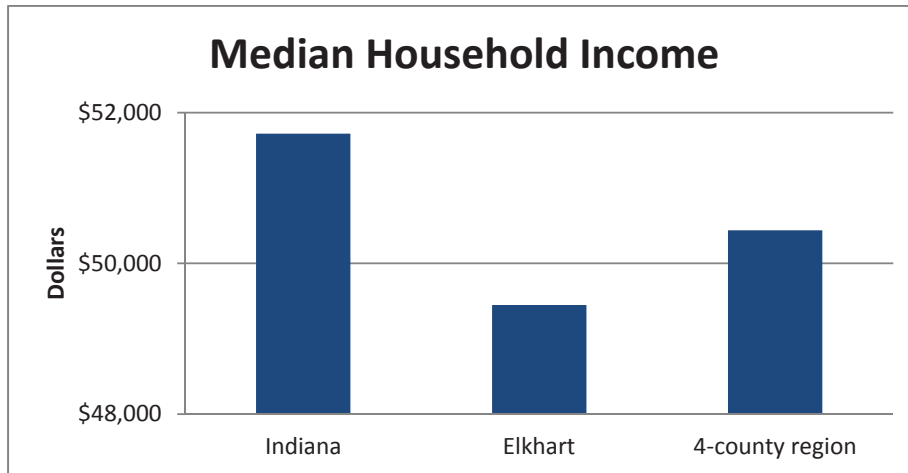
### Median household income

Indiana residents overall have a higher level of median household income (\$51,721) than the residents of Elkhart County (\$49,448) and the four-county region (\$50,439).

Table 15. Median household income

|                         | Median household income |
|-------------------------|-------------------------|
| Indiana                 | \$51,721                |
| Elkhart                 | \$49,448                |
| 4-county region average | \$50,439                |

Figure 15. Median household income



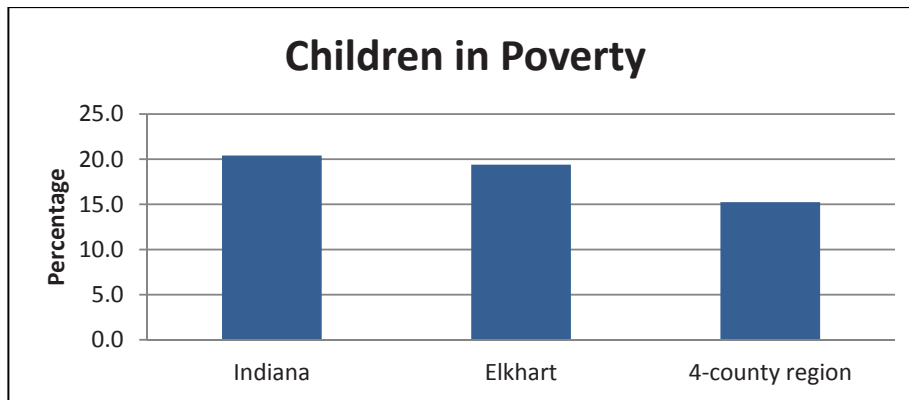
### Children living in poverty

Children residing in the four-county region are less likely to live in poverty (15.3%) than other Hoosier children (20.4%), even those in Elkhart County (19.4%). Previously, Elkhart County Health Department leadership identified poverty as one of the key factors related to community-wide deficiency in access to health care.

Table 16. Children living in poverty

|                         | % Children in poverty |
|-------------------------|-----------------------|
| Indiana                 | 20.4                  |
| Elkhart                 | 19.4                  |
| 4-county region average | 15.3                  |

Figure 16. Children living in poverty



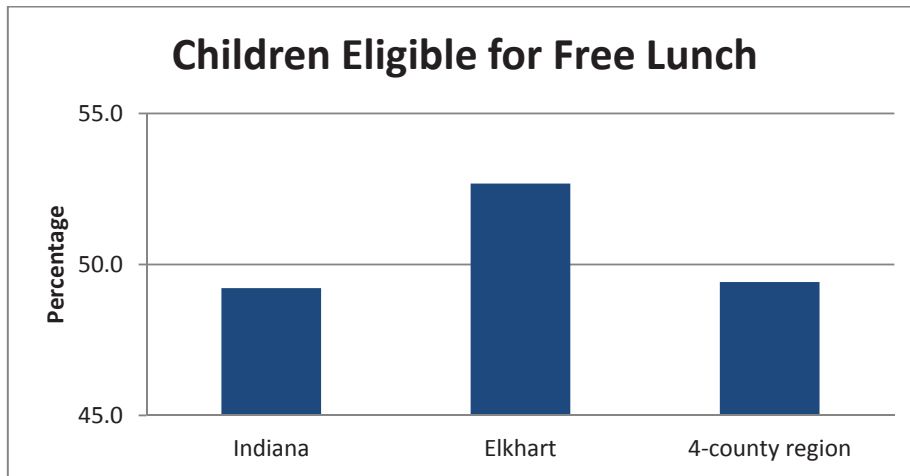
### Children eligible for free lunch

Nearly one-half (49.2%) of Hoosier children participate in the free lunch plan, and the proportion of children participating in the four-county region is almost identical (49.4%). In this analysis, Elkhart County has the highest proportion of children receiving free lunch (52.7%). Children eligible for free lunch serves as a proxy for poverty level; Elkhart County Health Department leadership have previously identified poverty as a key factor impacting community-wide deficiency in access to health care.

Table 17. Children eligible for free lunch

|                         | % Free lunch |
|-------------------------|--------------|
| Indiana                 | 49.2         |
| Elkhart                 | 52.7         |
| 4-county region average | 49.4         |

Figure 17. Children eligible for free lunch



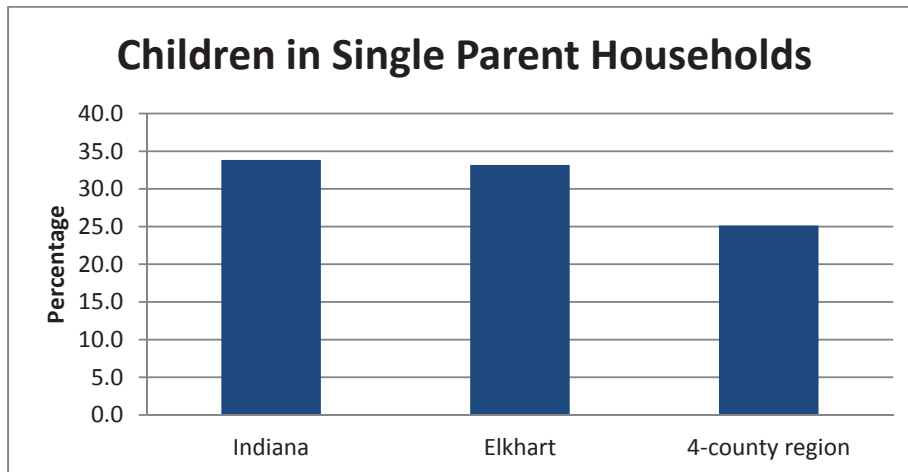
### Children in single parent households

Compared to other children residing in Indiana (33.8%), Elkhart County (33.2%) has nearly the same percentage of households with children headed by a single parent. The proportion of these households is far less for the four-county region overall (25.1%).

*Table 18. Children in single parent households*

|                         | % Single parent households |
|-------------------------|----------------------------|
| Indiana                 | 33.8                       |
| Elkhart                 | 33.2                       |
| 4-county region average | 25.1                       |

*Figure 18. Children in single parent households*



## Population morbidity

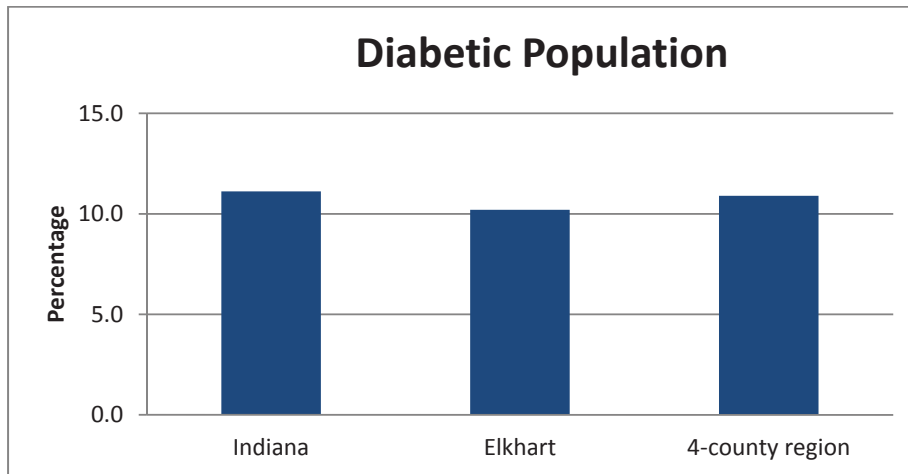
### Diabetes prevalence

Just over ten percent (10.2%) of Elkhart County residents are diabetic, compared with 10.9% of four-county region residents and 11.1% of Indiana residents as a whole.

Table 19. Diabetes prevalence

|                         | % Diabetic |
|-------------------------|------------|
| Indiana                 | 11.1       |
| Elkhart                 | 10.2       |
| 4-county region average | 10.9       |

Figure 19. Diabetes prevalence



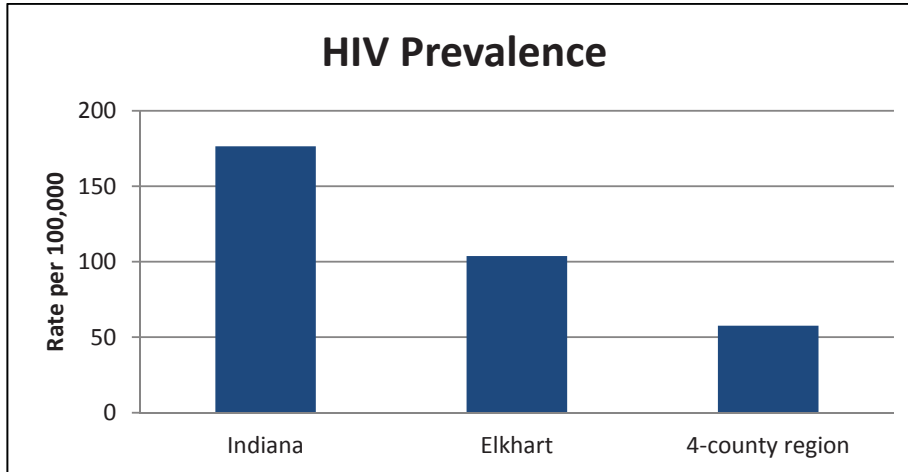
### HIV prevalence

Indiana's HIV prevalence rate of 176 per 100,000 exceeds Elkhart County's rate (104/100,000); both far exceed the four-county region's rate (58/100,000).

Table 20. HIV prevalence

|                         | Rate per 100,000 |
|-------------------------|------------------|
| Indiana                 | 176              |
| Elkhart                 | 104              |
| 4-county region average | 58               |

Figure 20. HIV prevalence



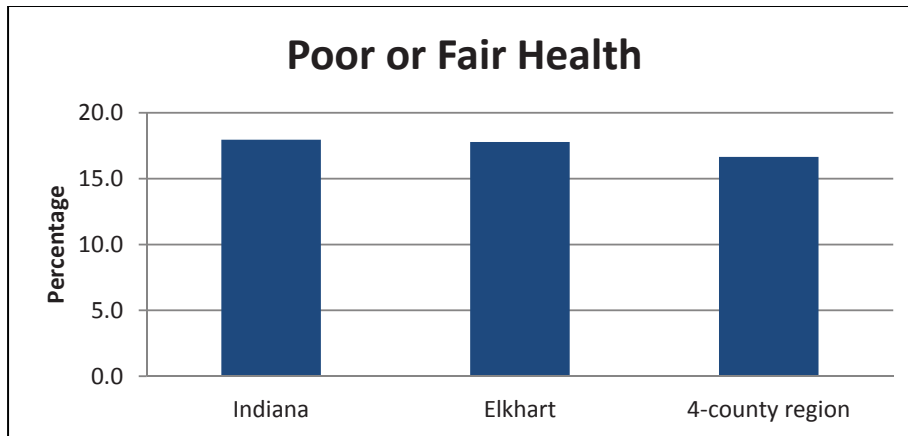
### Poor or fair health

At 18.0%, Indiana overall had the highest proportion of residents reporting poor or fair health on a continuum of excellent, very good, good, fair, or poor; this percentage was higher than 17.8% of Elkhart County residents who reported poor or fair health and 16.6% of four-county region residents reporting this outcome.

Table 21. Poor or fair health

|                         | % Poor/fair health |
|-------------------------|--------------------|
| Indiana                 | 18.0               |
| Elkhart                 | 17.8               |
| 4-county region average | 16.6               |

Figure 21. Poor or fair health





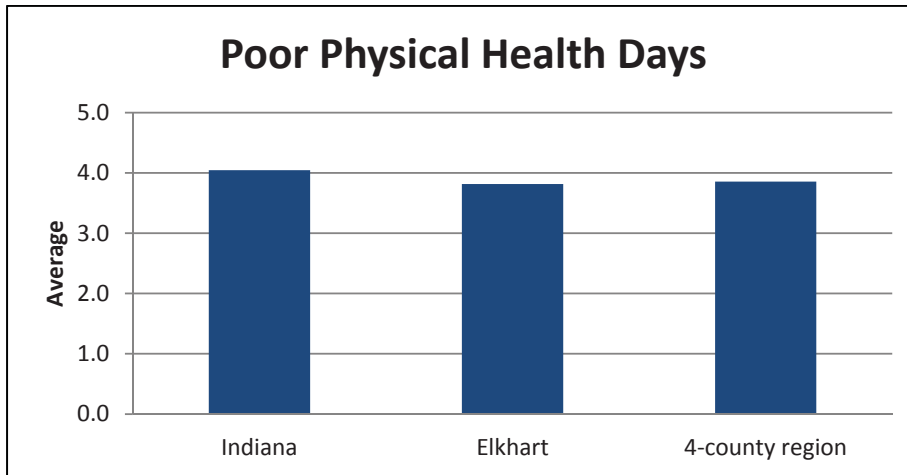
### Poor physical health days

Elkhart County (3.8) and the four-county region (3.9) reported a fewer average of poor physical health days compared with the Indiana average (4.0 average poor physical health days).

Table 22. Poor physical health days

|                         | Average physically unhealthy days |
|-------------------------|-----------------------------------|
| Indiana                 | 4.0                               |
| Elkhart                 | 3.8                               |
| 4-county region average | 3.9                               |

Figure 22. Poor physical health days



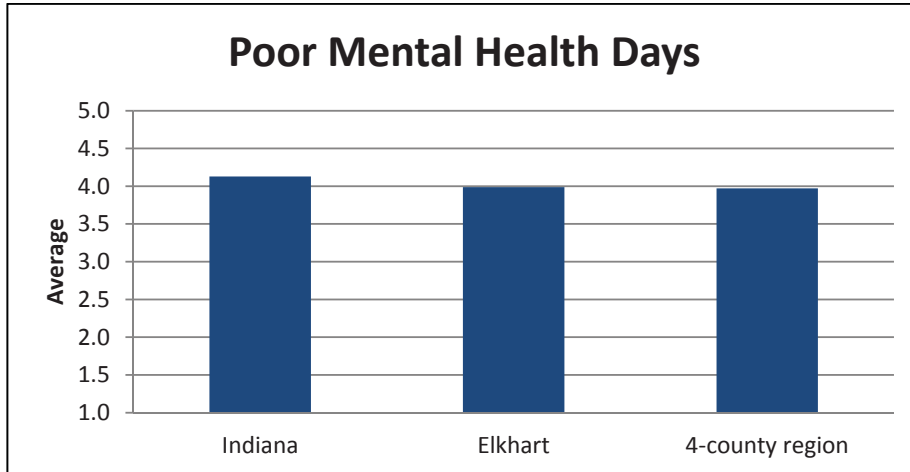
Poor mental health days

Indiana residents overall reported a higher average of mentally unhealthy days (4.1) than either residents of Elkhart County (4.0) or of those residing in the four-county region (3.8).

Table 23. Poor mental health days

|                         | Average mentally unhealthy days |
|-------------------------|---------------------------------|
| Indiana                 | 4.1                             |
| Elkhart                 | 4.0                             |
| 4-county region average | 3.8                             |

Figure 23. Poor mental health days



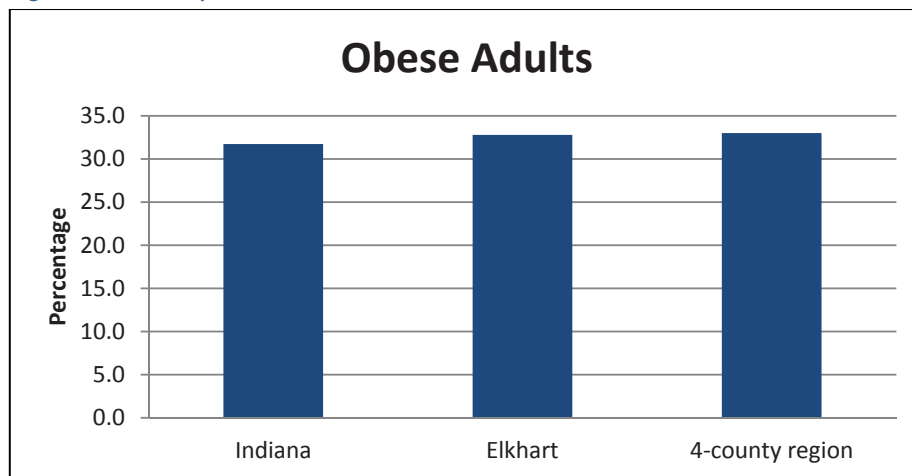
### Adult obesity

Obesity is a key public health issue. Elkhart County (32.8%) and the four county-region (33.0%) have higher of obese adults than elsewhere in Indiana (31.7%). Elkhart County Health Department officials have previously cited obesity as a significant, community –wide area of concern.

Table 24. Obesity

|                         | % Obese |
|-------------------------|---------|
| Indiana                 | 31.7    |
| Elkhart                 | 32.8    |
| 4-county region average | 33.0    |

Figure 24. Obesity



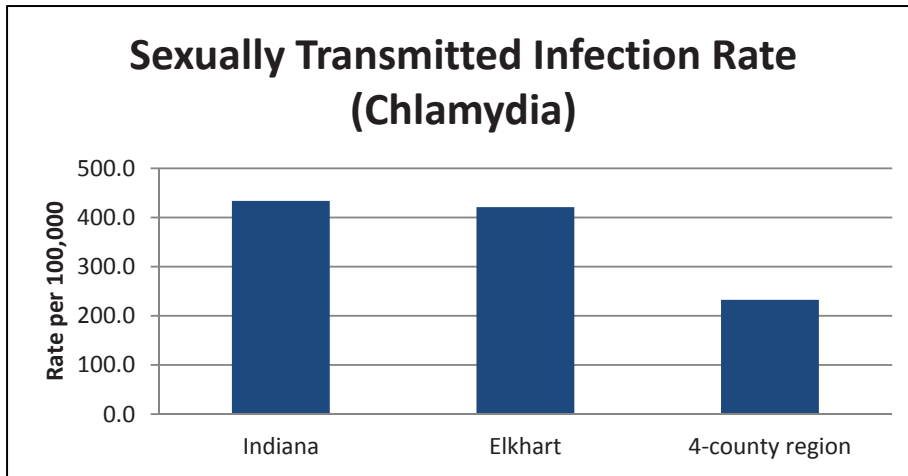
Sexually transmitted infections (chlamydia)

Elkhart County has a lower rate of sexually transmitted infections (chlamydia) (421.3 per 100,000) than Indiana's rate (434.0/100,000). The rate for the four-county region is dramatically lower (232.7/100,000).

Table 25. Sexually transmitted infections (chlamydia)

|                         | Chlamydia rate |
|-------------------------|----------------|
| Indiana                 | 434.0          |
| Elkhart                 | 421.3          |
| 4-county region average | 232.7          |

Figure 25. Sexually transmitted infections (chlamydia)



## Population mortality

### Premature death (Years of potential life lost)

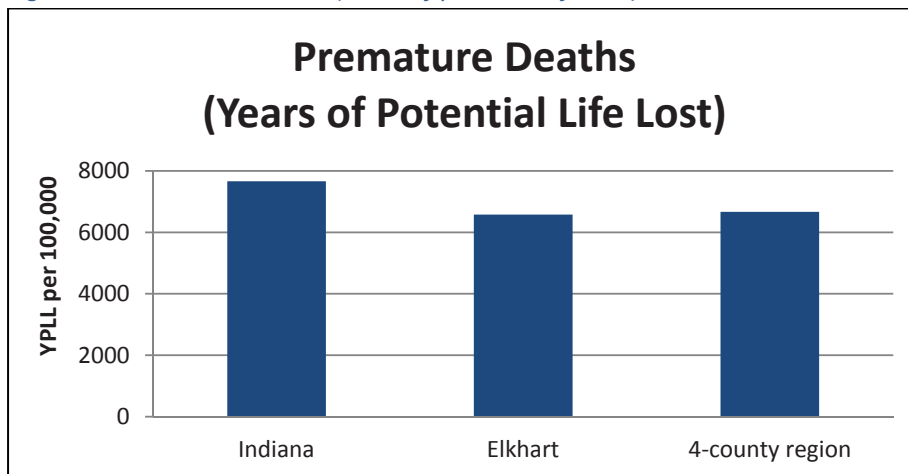
To better understand how premature death affects a county, premature death is reported using the YPLL-75 metric (years of potential life lost prior to attaining age 75). The YPLL-75 metric more accurately illustrates the societal impact of premature death by highlighting mortality attributed to younger persons. For example, a death occurring at age 15 accounts for 60 years of life lost while a death occurring at age 70 factors in only 5 years of life lost by comparison. A good example of the utility of this measure can be seen in the YPLL-75 rate for Indiana's Scott County (13,000 per 100,000 persons). Scott County is in the midst of an ongoing opioid crisis, responsible for an elevated number of deaths of young people which is reflected in its much higher YPLL-75 rate.<sup>6, 18</sup>

Indiana's overall age-adjusted premature mortality rate is 7,661 per 100,000 in comparison with lower rates in Elkhart County (6,577/100,000) and the four-county region (6,667/100,000).

Table 26. Premature deaths (Years of potential life lost)

|                         |      |
|-------------------------|------|
|                         |      |
| Indiana                 | 7661 |
| Elkhart                 | 6577 |
| 4-county region average | 6667 |

Figure 26. Premature deaths (Years of potential life lost)



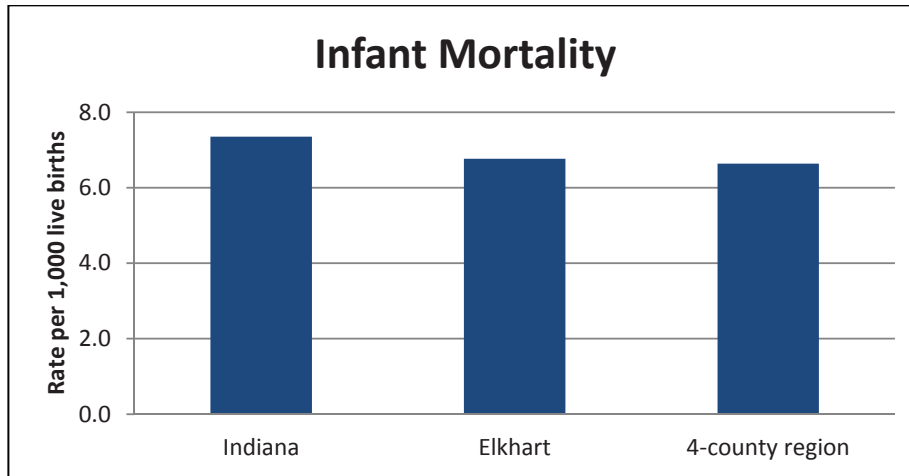
### Infant mortality

Infant mortality is a priority public health issue. Elkhart County Health Department leadership have also previously recognized infant mortality as an important community health problem. In these data, infant is defined as less than one year of age. Indiana overall experiences a higher rate of infant mortality (7.4 per 1,000 live births) than Elkhart County (6.8/1,000 live births) and the four-county region (6.6/1,000 live births).

Table 27. Infant mortality

|                         | Infant mortality rate |
|-------------------------|-----------------------|
| Indiana                 | 7.4                   |
| Elkhart                 | 6.8                   |
| 4-county region average | 6.6                   |

Figure 27. Infant mortality



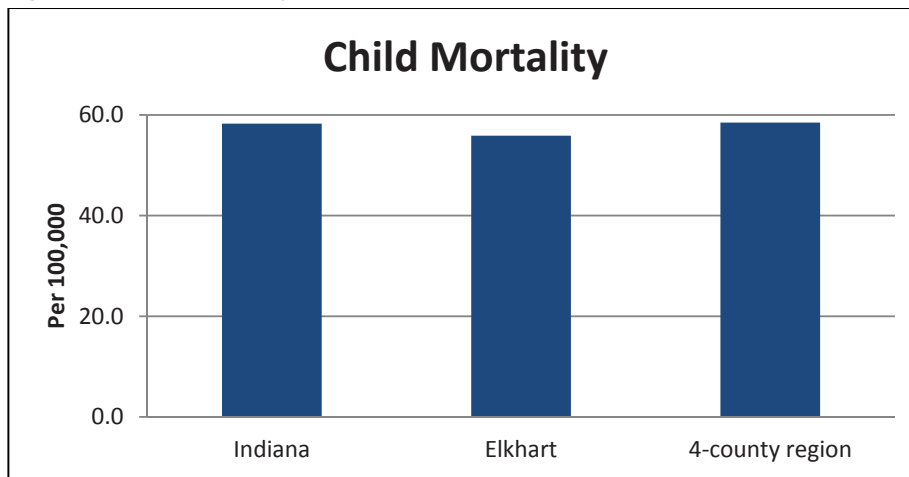
### Child mortality

In this data analysis, a *child* is defined as an individual between 1 and 18 years of age. The four-county region has a higher rate of child mortality (58.5 per 100,000) than both Elkhart County (55.9/100,000) and Indiana as a whole (58.3/100,000).

Table 28. Child mortality

|                         | Child mortality per 100,000 |
|-------------------------|-----------------------------|
| Indiana                 | 58.3                        |
| Elkhart                 | 55.9                        |
| 4-county region average | 58.5                        |

Figure 28. Child mortality



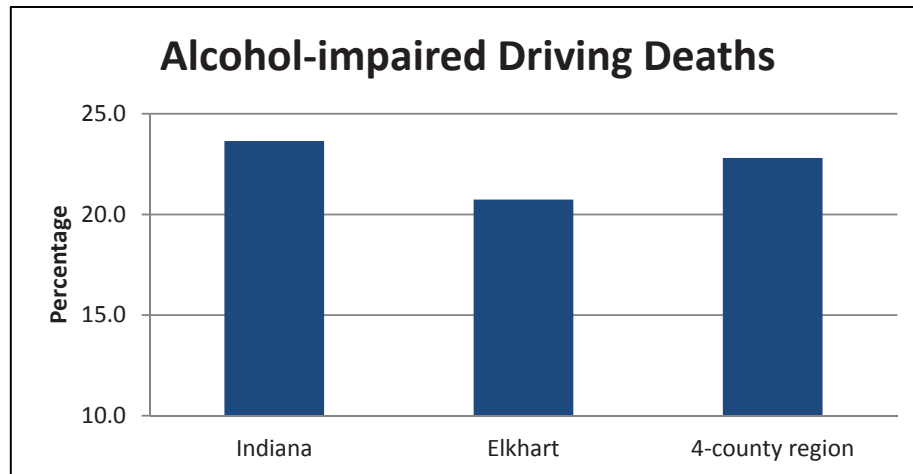
### Alcohol-impaired driving deaths

The proportion of driving deaths in which alcohol was a factor is higher in Indiana overall (23.6%) than in the four-county region (22.8%) and in Elkhart County (20.7%).

Table 29. Alcohol-impaired driving deaths

|                         | % Alcohol-impaired driving deaths |
|-------------------------|-----------------------------------|
| Indiana                 | 23.6                              |
| Elkhart                 | 20.7                              |
| 4-county region average | 22.8                              |

Figure 29. Alcohol-impaired driving deaths





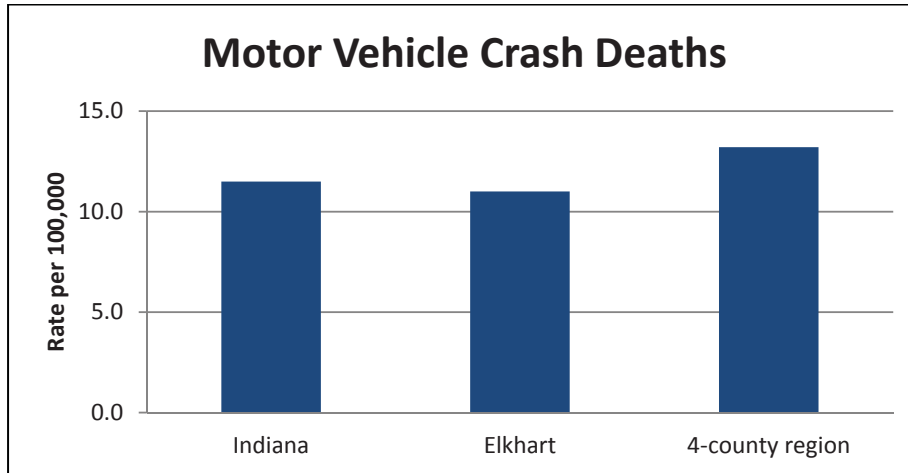
### Motor vehicle crash deaths

The four-county region's rate of mortality due to motor vehicle crashes (13.2%) was higher than both Indiana's and Elkhart County's (11.5 and 11.0, respectively).

Table 30. Motor vehicle crash death rate

|                         | Motor vehicle crash mortality per 100,000 |
|-------------------------|---|
| Indiana                 | 11.5                                      |
| Elkhart                 | 11.0                                      |
| 4-county region average | 13.2                                      |

Figure 30. Motor vehicle crash death rate



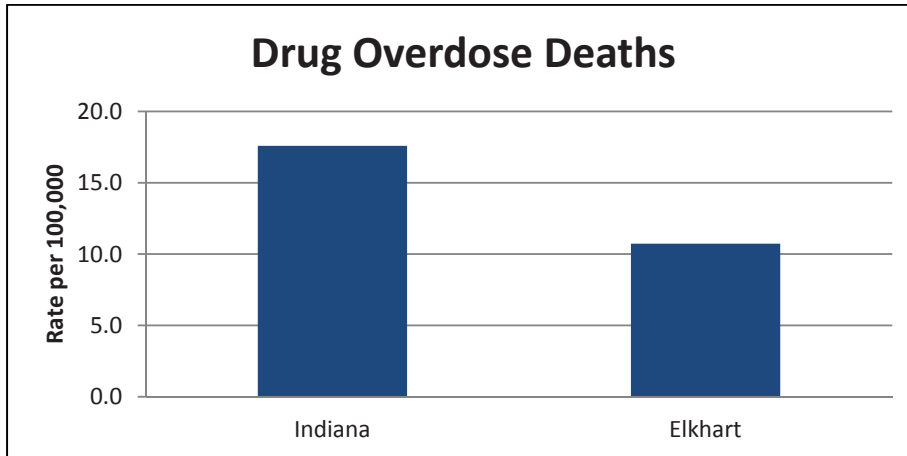
### Drug overdose deaths

In comparison with Indiana (17.6 per 100,000), Elkhart County's rate of drug overdose deaths was much lower (10.7/100,000). Data for LaGrange and Noble Counties were not available, therefore this analysis highlights Elkhart County only. (See pages 61 – 64 of this report for drug-abuse specific data.)

Table 31. Drug poisoning deaths

|         | Drug poisoning mortality per 100,000 |
|---------|--------------------------------------|
| Indiana | 17.6                                 |
| Elkhart | 10.7                                 |

Figure 31. Drug poisoning deaths



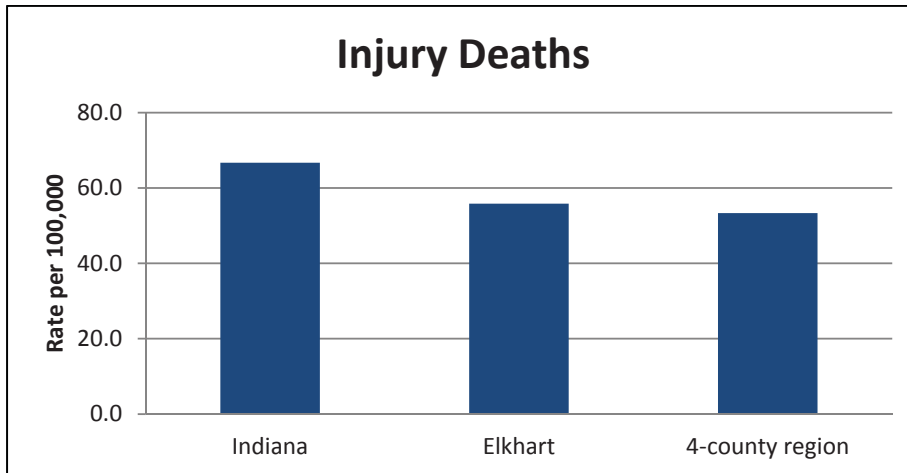
### Injury deaths

The injury mortality rate is much higher for Indiana (66.7 per 100,000) than for Elkhart County (55.8/100,000) and the four-county region (53.3/100,000).

Table 32. Injury deaths

|                         | Injury mortality per 100,000 |
|-------------------------|------------------------------|
| Indiana                 | 66.7                         |
| Elkhart                 | 55.8                         |
| 4-county region average | 53.3                         |

Figure 32. Injury deaths



## Healthcare workforce and utilization

Indiana’s ratio of population to primary care providers is 1489:1; Elkhart County has fewer primary care workforce providers than Indiana overall and the four-county region’s primary care providers must see approximately twice the number of patients (2746:1). Likewise, within the category of Other Primary Care Providers, inequity exists in the four-county region at over twice the level of providers in Indiana (see page 43). (“Other Primary Care Providers” refers to nurse practitioners who have identified as working in primary care and physician assistants who are supervised by a primary care physician (e.g., physicians who specialize in family medicine, general practice, general pediatrics, general internal medicine, or pediatric internal medicine). The inadequate numbers of primary care providers is undoubtedly a key factor that negatively impacts community-wide access to health care, further driving adverse health outcomes such as increased adult obesity and alcohol dependence.

Table 33. Primary care providers (PCP) ratio

|                         | PCP ratio |
|-------------------------|-----------|
| Indiana                 | 1489:1    |
| Elkhart                 | 1905:1    |
| 4-county region average | 2746:1    |

Figure 33. Primary care providers (PCP) ratio

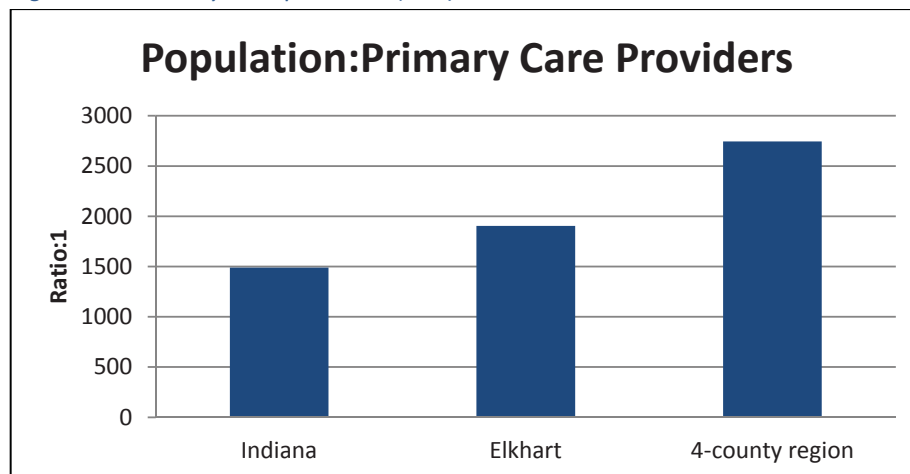
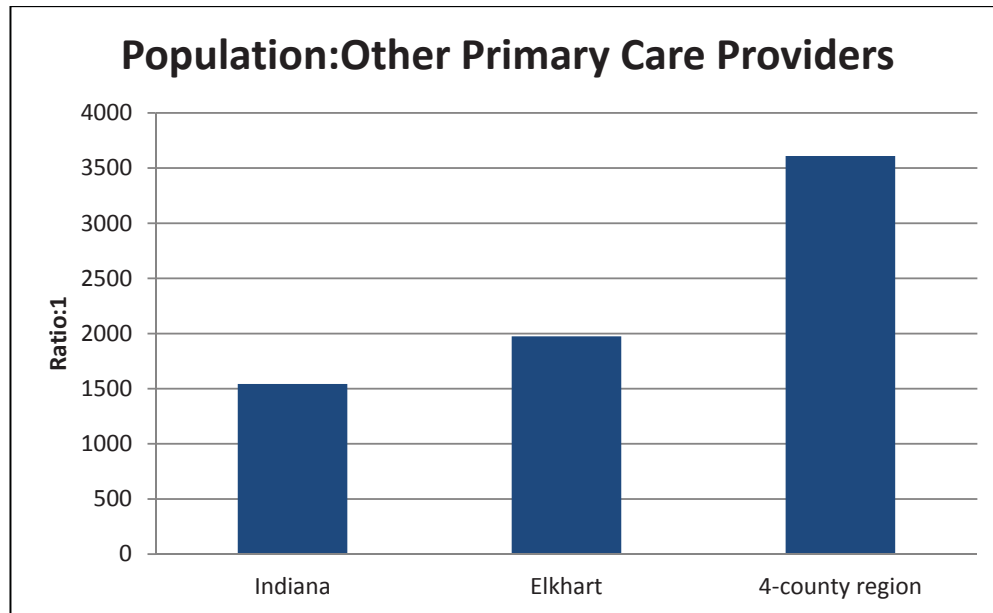


Table 34. Other primary care providers (PCP) ratio

|                         | Other PCP ratio |
|-------------------------|-----------------|
| Indiana                 | 1543:1          |
| Elkhart                 | 1975:1          |
| 4-county region average | 3609:1          |

Figure 34. Other primary care providers (PCP) ratio

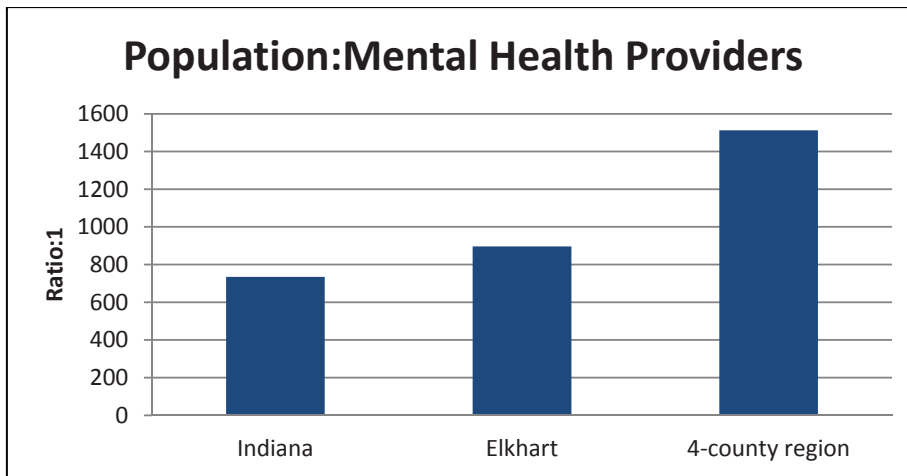


As in primary care, the ratio of population to mental health providers is comparable between Indiana and Elkhart County yet is highly inequitable when comparing with the four-county region, in which there is one mental health provider for every 1,153 persons.

*Table 35. Mental health providers (MHP) ratio*

|                         | MHP ratio |
|-------------------------|-----------|
| Indiana                 | 735:1     |
| Elkhart                 | 896:1     |
| 4-county region average | 1513:1    |

*Figure 35. Mental health providers (MHP) ratio*

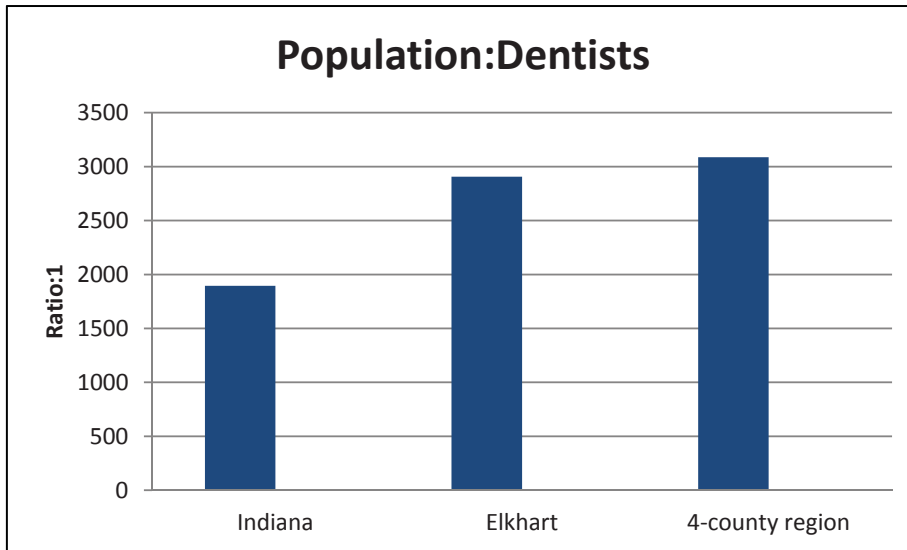


Of all provider types presented in this report, the greatest need in both Elkhart County and the four-county region is for dental providers (see Table 36).

*Table 36. Dental providers ratio*

|                         | Dentist ratio |
|-------------------------|---------------|
| Indiana                 | 1895:1        |
| Elkhart                 | 2907:1        |
| 4-county region average | 3086:1        |

*Figure 36. Dental providers ratio*



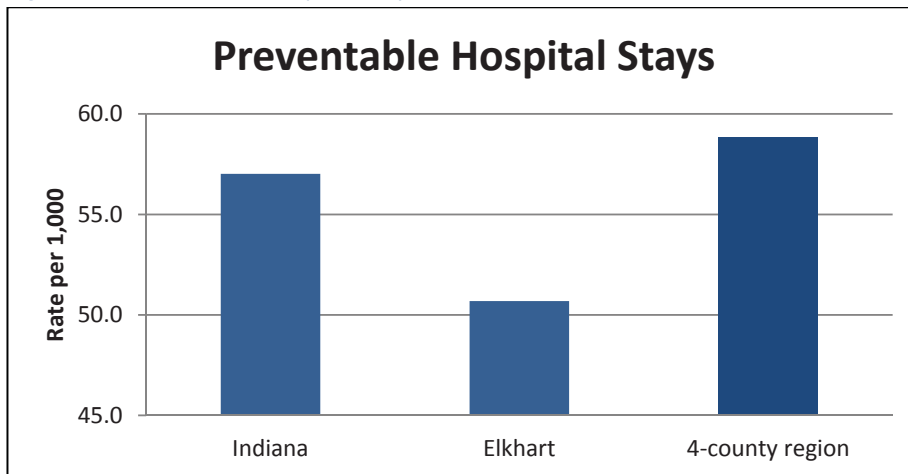
### Preventable hospital stays

Preventable hospital stays related to ambulatory care-sensitive conditions include: convulsions, chronic obstructive pulmonary disease, bacterial pneumonia, asthma, congestive heart failure, hypertension, angina, cellulitis, gastroenteritis, kidney/urinary infection and dehydration.<sup>6</sup> This measure is calculated as the hospital discharge rate for ambulatory care-sensitive conditions per 1,000 Medicare enrollees. The four-county region's rate (58.8 per 1,000) is substantially higher than the rate for Elkhart County (50.7/1,000) and higher than the Indiana overall rate (57.0/1,000).

Table 37. Preventable hospital stays

|                         | Preventable hospitalizations per 1,000 |
|-------------------------|--|
| Indiana                 | 57.0                                   |
| Elkhart                 | 50.7                                   |
| 4-county region average | 58.8                                   |

Figure 37. Preventable hospital stays





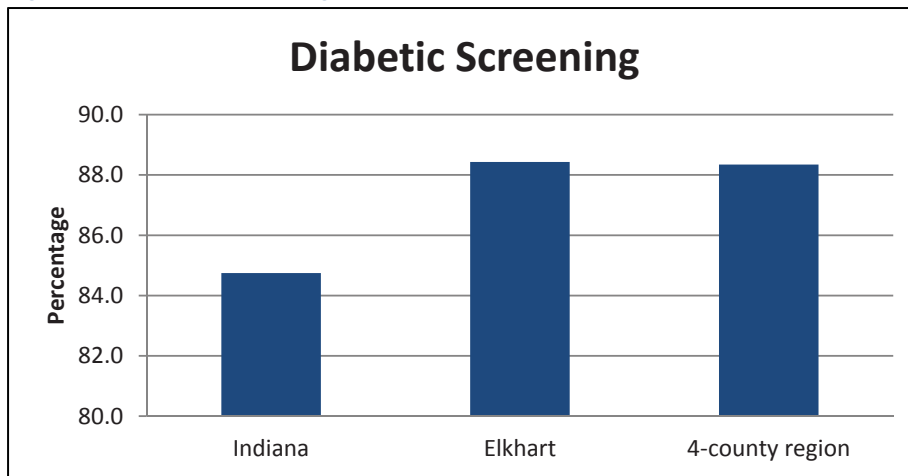
### Diabetic screening

The percentage of Medicare enrollees who receive HbA1c monitoring is nearly identical in Elkhart County (88.4%) and the four-county region (88.3%); both proportions are than the proportion of Indiana Medicare enrollees (84.7%).

Table 38. Diabetic screening

|                         | % Medicare enrollees receiving diabetic screening |
|-------------------------|---|
| Indiana                 | 84.7  |
| Elkhart                 | 88.4  |
| 4-county region average | 88.3  |

Figure 38. Diabetic screening



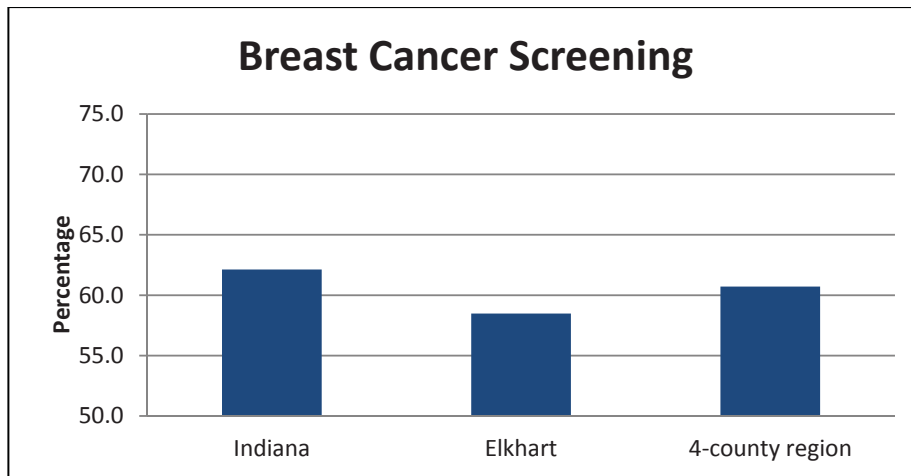
### Breast cancer screening

The proportion of Indiana female Medicare enrollees who received a mammogram to screen for breast cancer was 62.1%. The proportion was lower in the four-county region (60.7%) and was less than sixty percent (58.5%) in Elkhart County.

Table 39. Breast cancer screening

|                         | % female Medicare enrollees receiving breast cancer screening |
|-------------------------|---|
| Indiana                 | 62.1  |
| Elkhart                 | 58.5  |
| 4-county region average | 60.7  |

Figure 39. Breast cancer screening



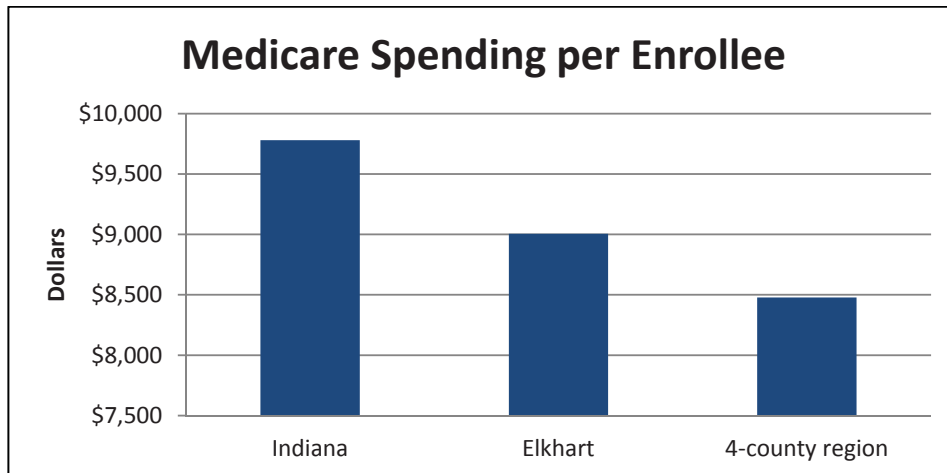
### Healthcare costs

Health care costs are an important measure of the efficiency of a health care system. However, in order to rank a measure, an 'ideal' value must be known. Research shows that 'too little' or 'too much' health care spending is not good for health care outcomes. However, it is not yet known what the 'ideal' level of spending on patients should be.<sup>6</sup> As measured by spending per Medicare enrollee, healthcare costs were lower in Elkhart County (\$9,005 per Medicare enrollee) than in Indiana overall (\$9,780/Medicare enrollee). At \$8,477/enrollee, healthcare costs were even lower in the four-county region.

Table 40. Healthcare costs

|                         | Medicare spending per enrollee |
|-------------------------|--------------------------------|
| Indiana                 | \$9,780                        |
| Elkhart                 | \$9,005                        |
| 4-county region average | \$8,477                        |

Figure 40. Healthcare costs



## Social/environmental factors affecting health

### Adult smoking

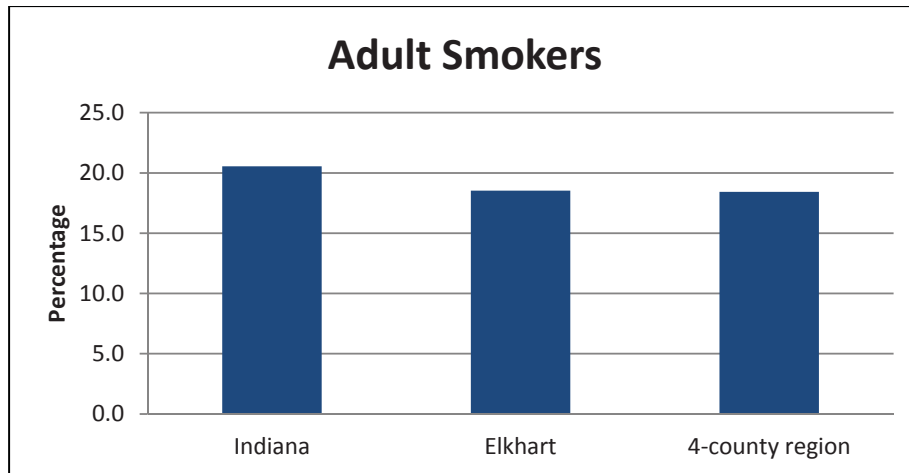
Smoking in Indiana remains a serious problem; 20.6% of adult Hoosiers are current smokers.<sup>6</sup>

The proportion of adult smokers is lower in both Elkhart County (18.5%) as well as the four-county region (18.4%). Tobacco use been previously identified by Elkhart County Health Department leadership as a major problem of concern.

Table 41. Smoking

|                         | % Adult smokers |
|-------------------------|-----------------|
| Indiana                 | 20.6            |
| Elkhart                 | 18.5            |
| 4-county region average | 18.4            |

Figure 41. Smoking



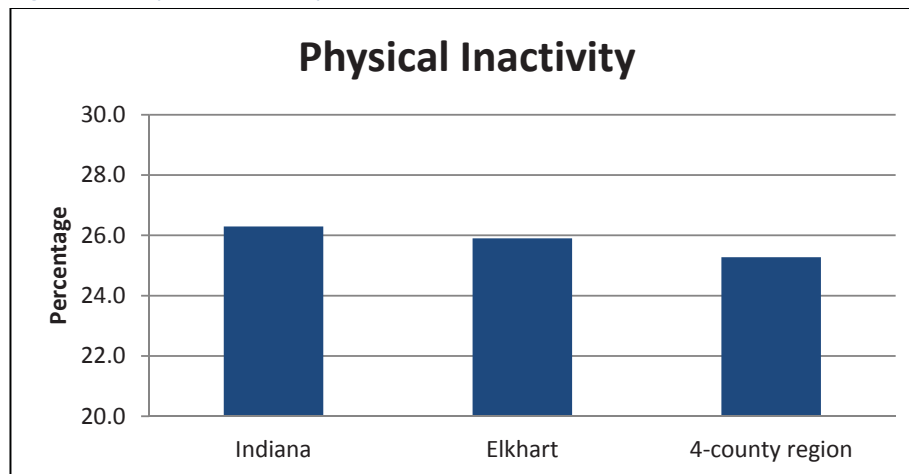
### Physical inactivity

High rates of physical inactivity are linked to increased obesity, a major health problem in Indiana.<sup>6</sup> Over one-quarter of Hoosiers are physically inactive (26.3%), including those residing in Elkhart County (25.9%) and in the four-county region (25.3%). In the past, Elkhart County Health Department leadership cited inadequate exercise for community residents as a key area of concern.

Table 42. Physical inactivity

|                         | % Physically inactive |
|-------------------------|-----------------------|
| Indiana                 | 26.3                  |
| Elkhart                 | 25.9                  |
| 4-county region average | 25.3                  |

Figure 42. Physical inactivity



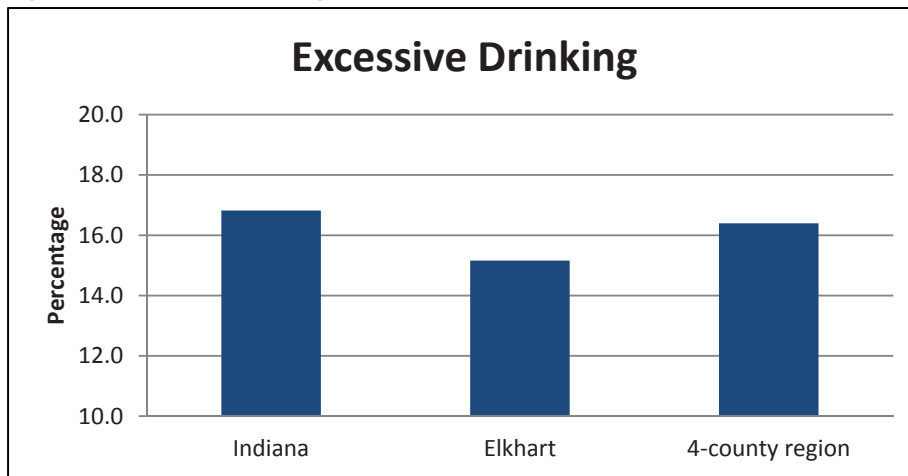
### Excessive drinking

The proportion of Indiana residents and residents of the four-county region who engage in excessive drinking is highly similar (16.8% and 16.4%, respectively). Only 15.2% of Elkhart County residents drink excessively.

Table 43. Excessive drinking

|                         | % Excessive drinking |
|-------------------------|----------------------|
| Indiana                 | 16.8                 |
| Elkhart                 | 15.2                 |
| 4-county region average | 16.4                 |

Figure 43. Excessive drinking



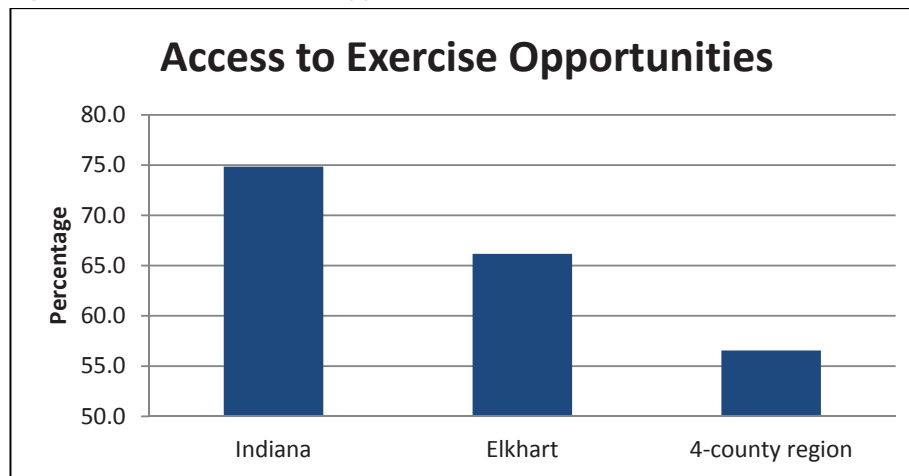
### Access to exercise opportunities

While nearly three-quarters (74.8%) of Indiana residents have access to exercise opportunities, only two-thirds (66.2%) of Elkhart County residents enjoy this type of access. When examining the four-county region overall, only 56.5% of residents have access to exercise opportunities. Elkhart County Health Department officials have previously cited inadequate exercise for community residents as a significant area of concern.

Table 44. Access to exercise opportunities

|                         | % Having access to exercise opportunities |
|-------------------------|---|
| Indiana                 | 74.8                                      |
| Elkhart                 | 66.2                                      |
| 4-county region average | 56.5                                      |

Figure 44. Access to exercise opportunities



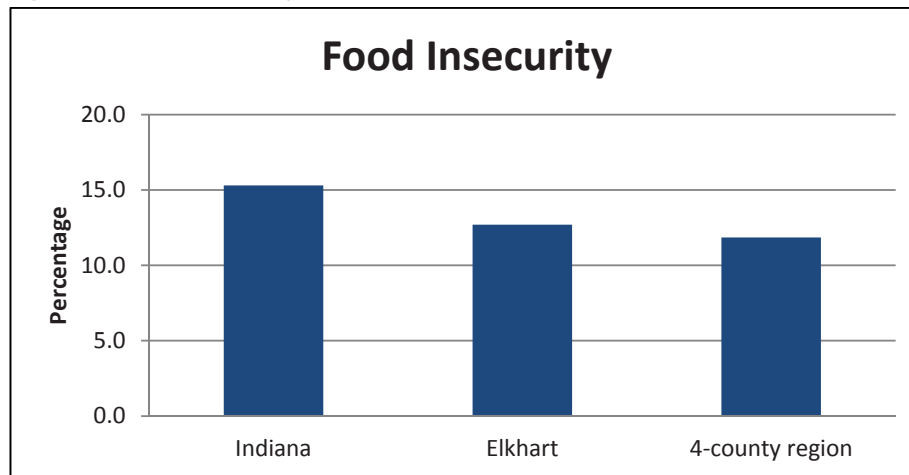
### Food insecurity

More Hoosier residents overall experience food insecurity (15.3%) than residents of either Elkhart County (12.7%) or the four-county region (11.9%).

Table 45. Food insecurity

|                         | % Food insecure |
|-------------------------|-----------------|
| Indiana                 | 15.3            |
| Elkhart                 | 12.7            |
| 4-county region average | 11.9            |

Figure 45. Food insecurity





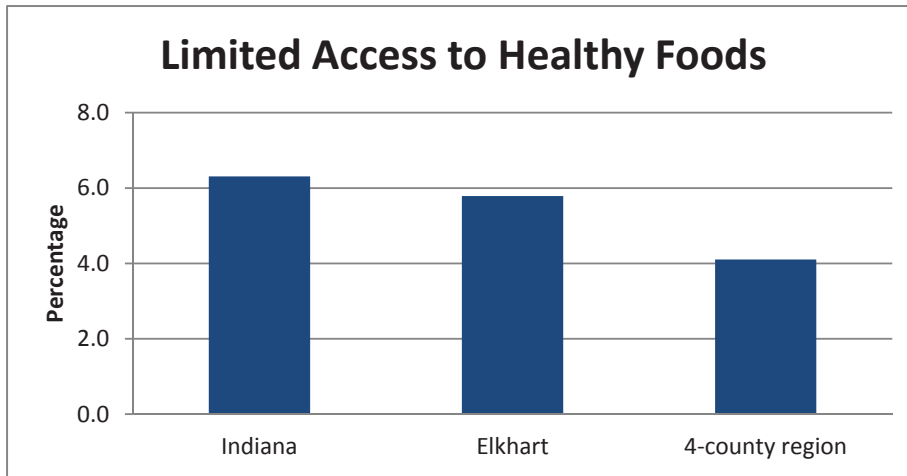
### Limited access to healthy foods

In Indiana, 6.3% of residents have limited access to health foods while in Elkhart County, 5.8% of the population has limited access to healthy foods. In the four-county region, only 4.1% of the population has limited access to healthy foods.

Table 46. Limited access to healthy foods

|                         | % Having limited access |
|-------------------------|-------------------------|
| Indiana                 | 6.3                     |
| Elkhart                 | 5.8                     |
| 4-county region average | 4.1                     |

Figure 46. Limited access to healthy foods



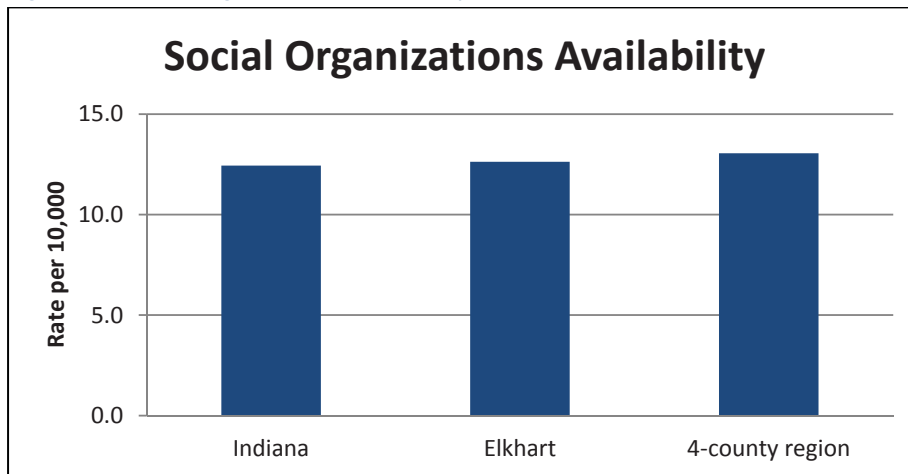
### Social organizations

Poor family support, minimal contact with others, and limited involvement in community life are associated with increased morbidity and early mortality. Social support networks have been identified as powerful predictors of health behaviors, implying that individuals with a strong social network are more likely to make healthy lifestyle choices. Availability of civic organizations, sports organizations, religious organizations, political organizations, labor organizations, business organizations, and professional organizations, etc., within the community serves as a proxy measure of social support availability.<sup>28</sup> The availability of social organizations within Elkhart County (12.6 per 10,000) and the four-county region (13.0/10,000) is not remarkably different than in Indiana overall (12.4 per 10,000).

Table 47. Social organization availability

|                         | Social associations/10,000 |
|-------------------------|----------------------------|
| Indiana                 | 12.4                       |
| Elkhart                 | 12.6                       |
| 4-county region average | 13.0                       |

Figure 47. Social organization availability



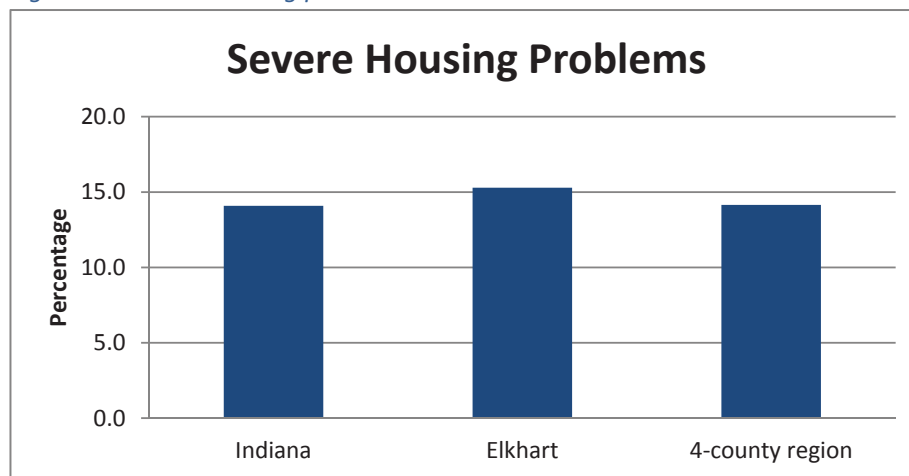
### Severe housing problems

Elkhart County has more residents with severe housing problems (e.g., inadequate kitchen or bathroom facilities<sup>6</sup>) (15.3%) compared with 14.1% of residents of the four-county region and with Indiana residents as a whole.

Table 48. Severe housing problems

|                         | % Having severe housing problems |
|-------------------------|----------------------------------|
| Indiana                 | 14.1                             |
| Elkhart                 | 15.3                             |
| 4-county region average | 14.1                             |

Figure 48. Severe housing problems



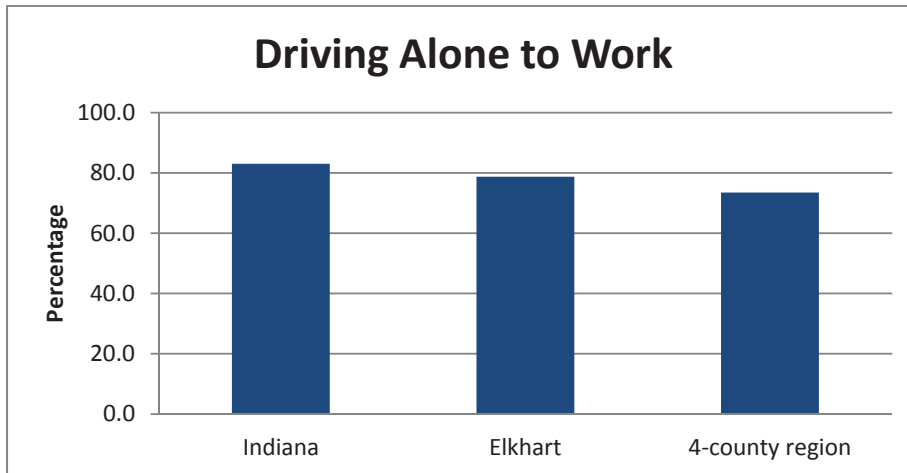
### Driving alone to work

More Hoosiers drive to work alone (83.0%) than residents of Elkhart County (78.7%) and residents of the four-county region (73.5%).

Table 49. Driving alone to work

|                         | % Driving alone |
|-------------------------|-----------------|
| Indiana                 | 83.0            |
| Elkhart                 | 78.7            |
| 4-county region average | 73.5            |

Figure 49. Driving alone to work



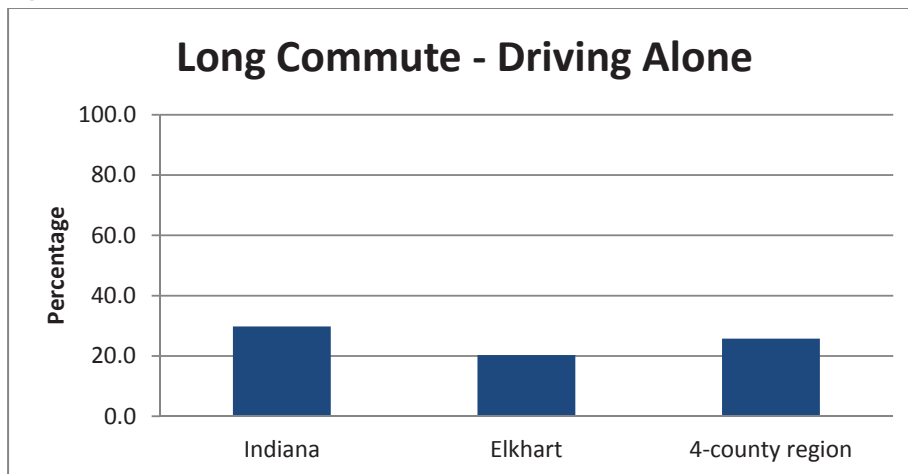
### Long commute (driving alone)

Given the rurality of the four-county region, it is somewhat surprising that more Indiana residents overall (29.8%) report long commutes (30 minutes or more<sup>6</sup>) while driving alone. Unsurprisingly, given their county's presence within a metropolitan statistical area<sup>24</sup>, Elkhart County (20.3%) residents report the lowest percentages of residents making long commutes while driving alone.

Table 50. Long commute (driving alone)

|                         | % Long commute (driving alone) |
|-------------------------|--------------------------------|
| Indiana                 | 29.8                           |
| Elkhart                 | 20.3                           |
| 4-county region average | 25.8                           |

Figure 50.



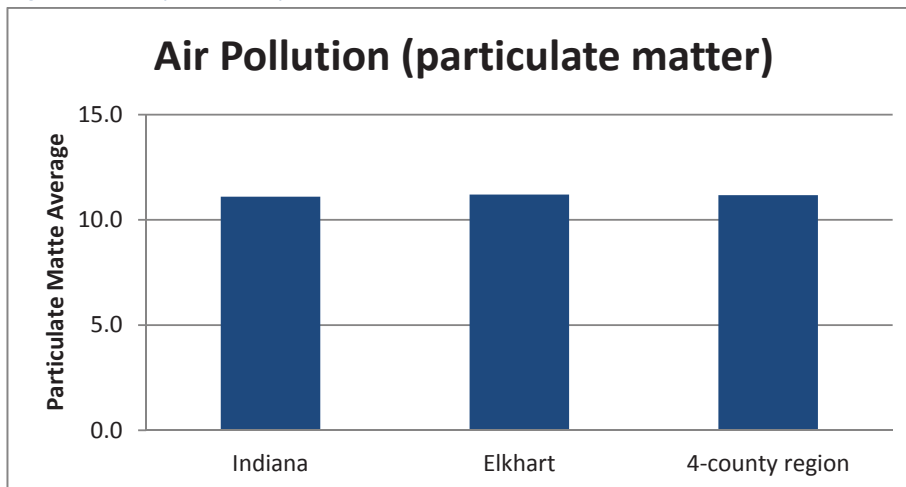
### Air pollution (particulate matter)

The levels of air pollution as measured by particulate matter average (PM2.5) are nearly identical for Elkhart County (11.2), the four-county region (11.2) and Indiana overall (11.1).

Table 51. Air pollution (particulate matter)

|                         | Average daily PM2.5 |
|-------------------------|---------------------|
| Indiana                 | 11.1                |
| Elkhart                 | 11.2                |
| 4-county region average | 11.2                |

Figure 51. Air pollution (particulate matter)



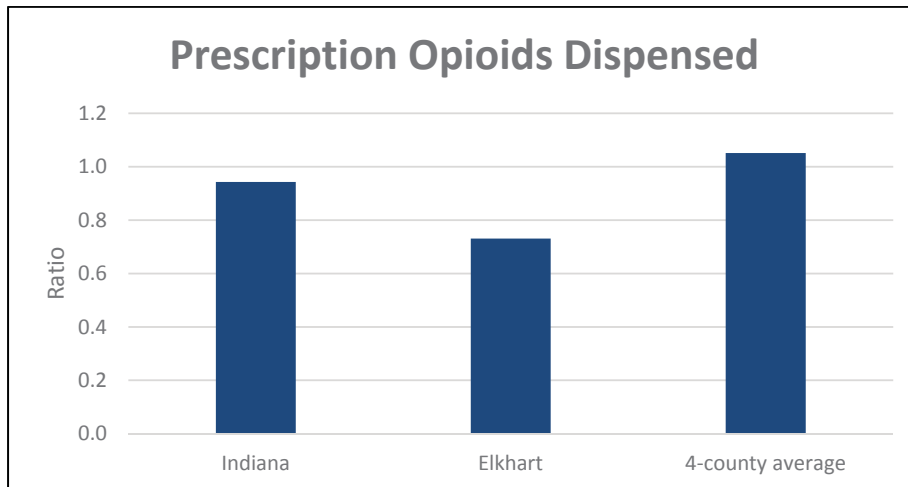
### Controlled substances dispensed

The most recent data available at the county level from the Indiana Scheduled Prescription Electronic Data Collection & Tracking (INSPECT) database is limited to describing the number of prescription opioids dispensed.<sup>26</sup> The comparable value of data presented in numeric versus proportionate or rate format is problematic. With that in mind, these data are presented as a ratio describing the correspondence of prescribed opioids per person within the geographic area in an effort to increase validity. These data are presented as indicators only and caution should be used in interpretation.

*Table 52. Controlled substances dispensed*

|                         | Opioids dispensed ratio |
|-------------------------|-------------------------|
| Indiana                 | 0.9:1                   |
| Elkhart                 | 0.7:1                   |
| 4-county region average | 1.1:1                   |

*Figure 52. Controlled substances dispensed*



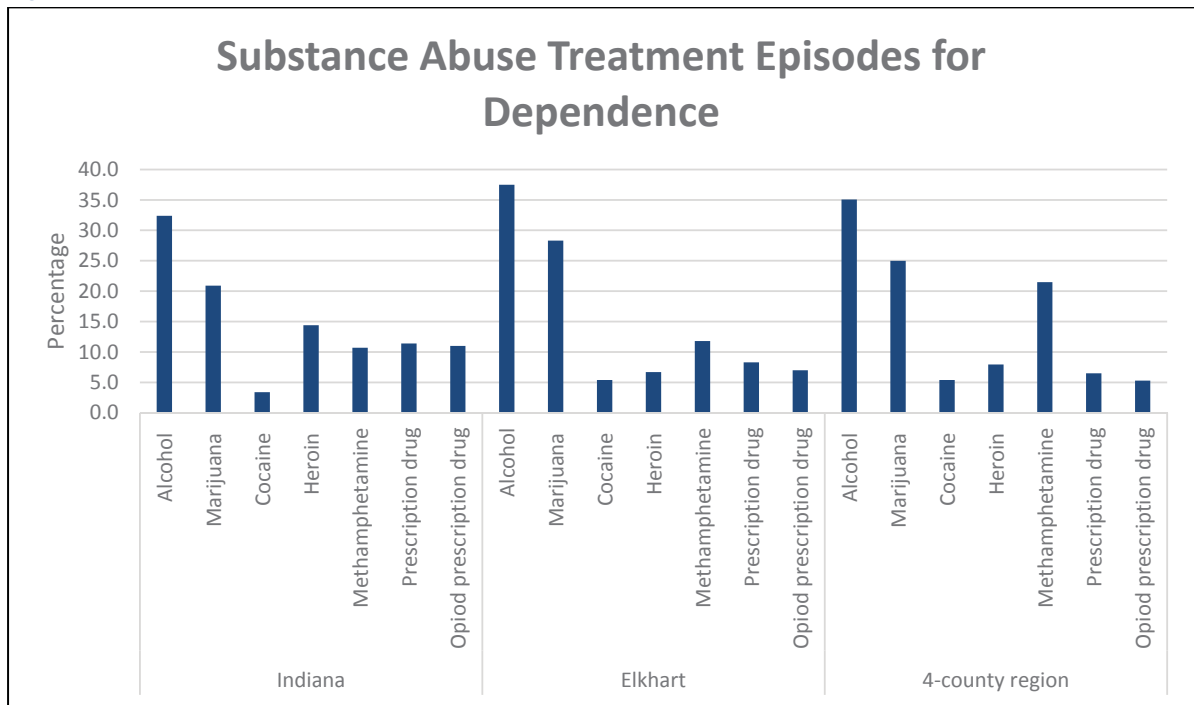
### Substance treatment admissions

Data regarding substance abuse treatment admissions refers to the county in which treatment was received and does not necessarily reflect the residential county of the patient. Therefore, it is possible that these admissions reflect capacity of each geographic area to treat substance abuse rather than the level of substance abuse per area. See Table 53 for details related to particular substances (percentages reported represent the proportion of overall substance treatment admissions.)

Table 53. Substance abuse treatment admissions

|                 | Alcohol | Marijuana | Cocaine | Heroin | Methamphetamine | Prescription drug | Opioid prescription drug |
|-----------------|---------|-----------|---------|--------|-----------------|-------------------|--------------------------|
| Indiana         | 32.4    | 20.9      | 3.4     | 14.4   | 10.7            | 11.4              | 11.0                     |
| Elkhart         | 11.0    | 28.3      | 5.4     | 6.7    | 11.8            | 8.3               | 7.0                      |
| 4-county region | 7.0     | 25.0      | 5.4     | 8.0    | 21.5            | 6.5               | 5.3                      |

Figure 53. Substance abuse treatment admissions





## Cluster analysis of polysubstance abuse

Polysubstance data are not available at the aggregate level for Indiana. Furthermore, because polysubstance abuse subtypes are not directly comparable in a regional analysis aggregate format, data presented in this section represent all four counties (Elkhart, Kosciusko, LaGrange and Noble) individually. Primary, secondary and tertiary substances recorded at the time of treatment admission are reflected in these data. See Table 54 for percentages of the most common combinations of substance abuse treatment admissions among these counties.

Table 54. Polysubstance abuse by county

|           | A/MJ | A/other | A/MJ/C | A/MJ/other | MJ/O/Syn | MJ/meth | MJ/other | MJ/meth/other | MJ/H | H/O/Syn | H/other |
|-----------|------|---------|--------|------------|----------|---------|----------|---------------|------|---------|---------|
| Elkhart   | 34.3 |         | 12.8   |            | 17.9     | 14.3    | 11.9     |               | 8.7  |         |         |
| Kosciusko | 38.9 |         | 13.8   |            | 17.4     |         |          |               |      | 16.2    | 13.8    |
| LaGrange  | 33.3 | 26.1    |        | 23.2       |          |         | 17.4     |               |      |         |         |
| Noble     | 38.1 | 32.1    |        |            |          |         |          | 29.8          |      |         |         |

A/MJ – Alcohol/marijuana

A/MJ/other – Alcohol/marijuana/other drug

A/other – Alcohol/other drug

A/MJ/C – Alcohol/marijuana/cocaine

MJ/O/Syn – Marijuana/Opiates-synthetics

MJ/other – Marijuana/other drug

MJ/meth/other – Marijuana/methamphetamine/other drug

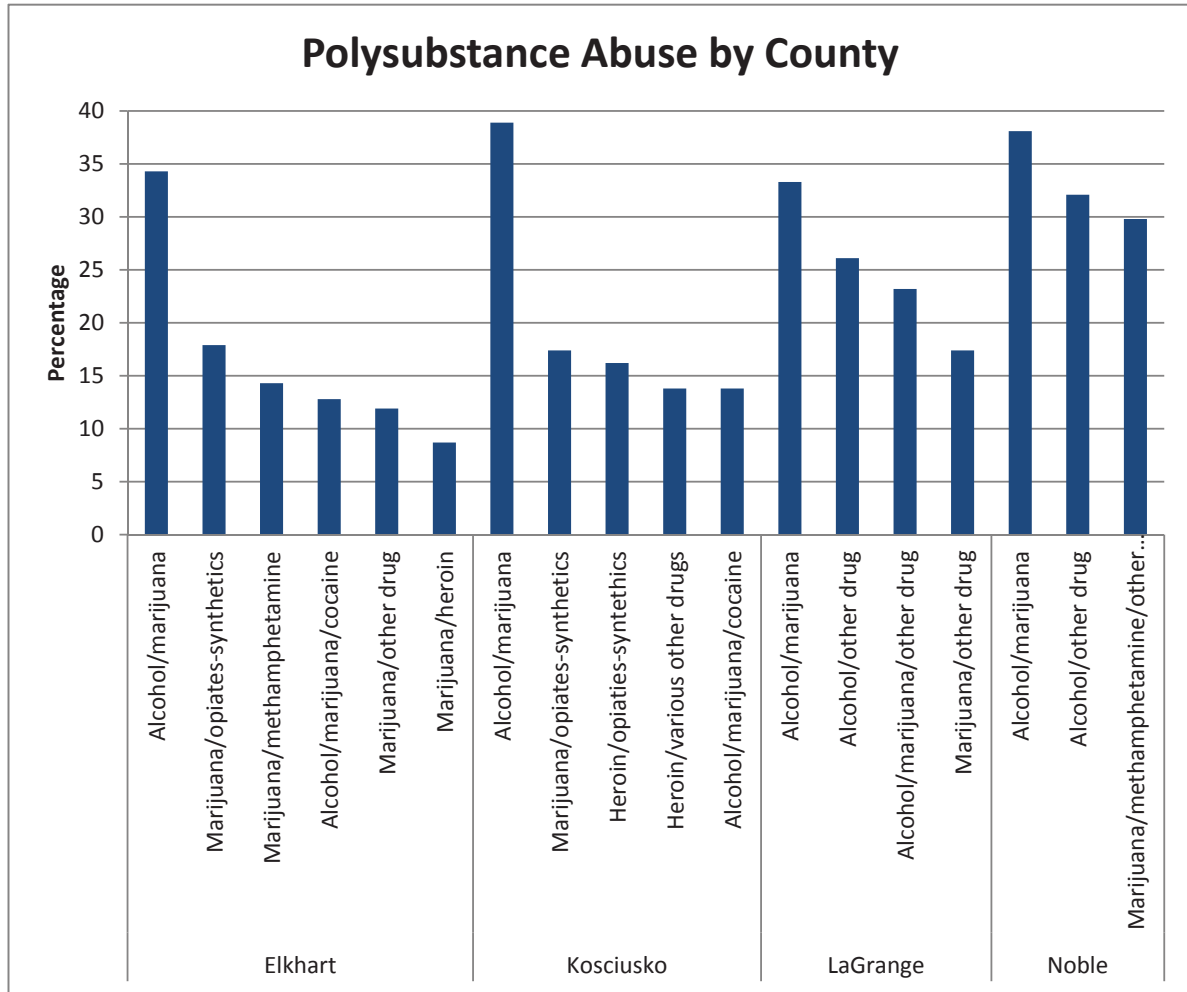
MJ/H – Marijuana/heroin

H/O/Syn – Heroin/opiates-synthetics

H/other – Heroin/other drug



Figure 54. Polysubstance abuse by county



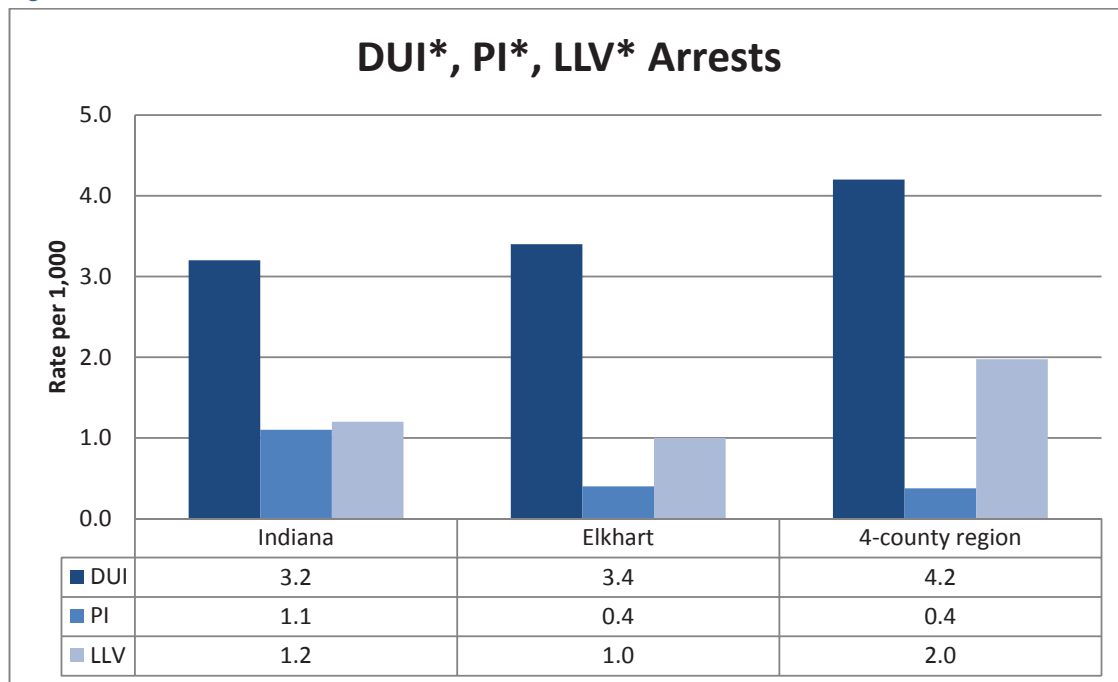
Arrests for driving under the influence (DUI), public intoxication (PI), liquor law violations (LLV)

Regarding arrests for alcohol-related offenses, the four-county region leads in the DUI category (4.2 per 1,000) in comparison with Elkhart County (3.4/1,000) and Indiana (3.2/1,000). Indiana overall has more arrests for PI (1.1 per 1,000) than do either Elkhart County or the four-county region, both of which had a rate of 0.4/1,000. The four-county region also experienced double the amount of LLV arrests (2.0 per 1,000) than Elkhart County did (1.0/1,000) and nearly twice as many as Indiana as a whole (1.2/1,000).

Table 55. DUI, PI, LLV arrests

|                         | DUI per 1,000 | PI per 1,000 | LLV per 1,000 |
|-------------------------|---------------|--------------|---------------|
| Indiana                 | 3.2           | 1.1          | 1.2           |
| Elkhart                 | 3.4           | 0.4          | 1.0           |
| 4-county region average | 4.2           | 0.4          | 2.0           |

Figure 55. DUI, PI, LLV arrests



Arrests for possession and sale/manufacture of marijuana

Arrests for possession and sale/manufacture of cocaine/opiates

Arrests for possession and sale/manufacture of synthetic drugs

Arrests for possession and sale/manufacture of other drugs (including barbiturates/Benzedrine)

The highest rate for possession of marijuana was in Elkhart County (1.7 per 1,000); the Indiana rate was nearly identical (1.6/1,000) while the four-county region rate was 1.2/1,000. Arrests for sale/manufacture of marijuana were negligible throughout Indiana (see Table 56). Arrests for possession and sale/manufacture of other drug classes (i.e., cocaine/opiates), synthetic drugs and “other” prescription drugs were likewise negligible (see Tables 57-59 for details).<sup>23</sup>

*Table 56. Marijuana arrests*

|                         | Possession per 1,000 | Sale per 1,000 |
|-------------------------|----------------------|----------------|
| Indiana                 | 1.6                  | 0.3            |
| Elkhart                 | 1.7                  | 0.1            |
| 4-county region average | 1.2                  | 0.2            |

*Table 57. Cocaine/opiates arrests*

|                         | Possession per 1,000 | Sale per 1,000 |
|-------------------------|----------------------|----------------|
| Indiana                 | 0.3                  | 0.2            |
| Elkhart                 | 0.1                  | 0.1            |
| 4-county region average | 0.2                  | 0.3            |

*Table 58. Synthetic drugs arrests*

|                         | Possession per 1,000 | Sale per 1,000 |
|-------------------------|----------------------|----------------|
| Indiana                 | 0.3                  | 0.1            |
| Elkhart                 | 0.1                  | 0.1            |
| 4-county region average | 0.4                  | 0.4            |

*Table 59. Other drugs arrests*

|                         | Possession per 1,000 | Sale per 1,000 |
|-------------------------|----------------------|----------------|
| Indiana                 | 0.4                  | 0.2            |
| Elkhart                 | 0.1                  | 0.0            |
| 4-county region average | 0.5                  | 0.1            |



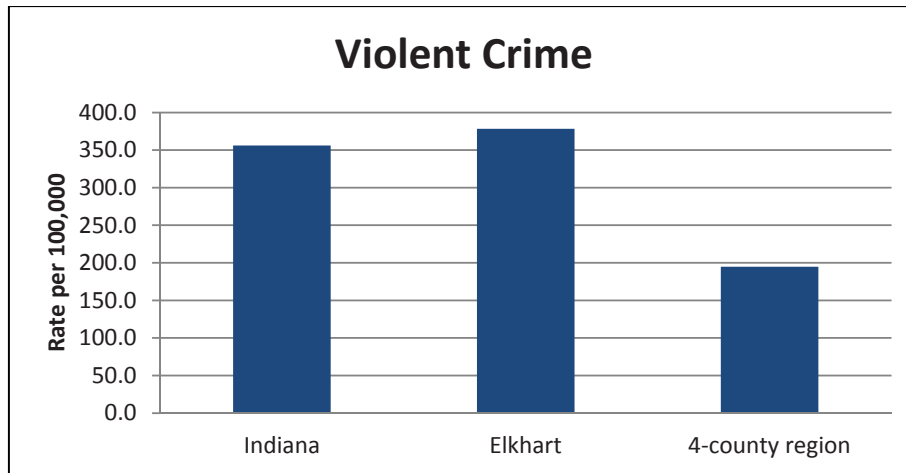
### Violent crime

Elkhart County had a higher rate for violent crime (378.3 per 100,000) than Indiana as a whole (356.2/100,000). The four-county region average was far lower at 194.9/100,000.

Table 60. Violent crime

|                         | Violent crime per 100,000 |
|-------------------------|---------------------------|
| Indiana                 | 356.2                     |
| Elkhart                 | 378.3                     |
| 4-county region average | 194.9                     |

Figure 60. Violent crime



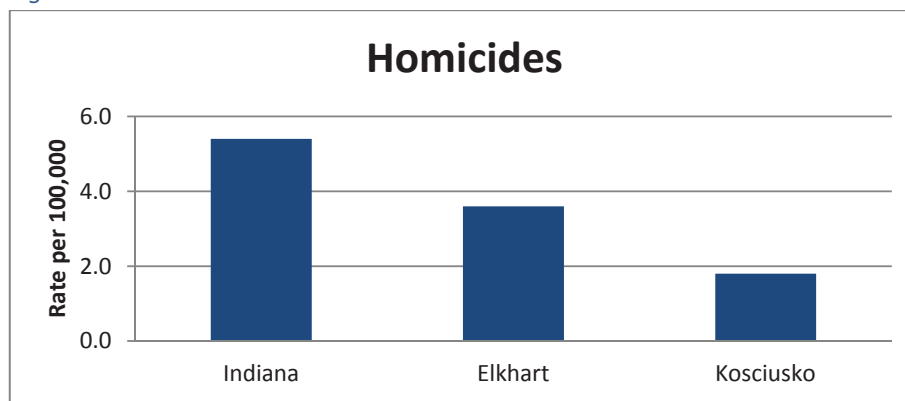
## Homicide

Of the four-county region, only Elkhart County and Kosciusko County reported homicides in 2106 (most recent year for which CDC mortality data are available). Therefore, the analysis included here details the Indiana homicide rate (5.4 per 100,000), Elkhart County's rate (3.6/100,000) and Kosciusko County's rate (1.8/100,000).

Table 61. Homicide

|           | Homicides per 100,000 |
|-----------|-----------------------|
| Indiana   | 5.4                   |
| Elkhart   | 3.6                   |
| Kosciusko | 1.8                   |

Figure 61. Homicide



## Summary

The population residing within Goshen Health’s catchment area experiences challenges related to poverty, education, access to healthcare, substance abuse and violent crime. In spite of these daunting challenges, Elkhart County experiences a lesser degree of morbidity and mortality than do Indiana residents as a whole.

Data collected by the US Department of Health and Human Services Health Resources and Services Administration (HRSA) confirm the perception that healthcare access is problematic in the four-county region. Medically Underserved Areas/Populations (MUAs/MUPs) are areas or populations designated by HRSA as having too few primary care providers, high infant mortality, high poverty or a high elderly population.<sup>1</sup> HRSA also defines shortage areas specific to primary care (HPSAs) and mental health providers (MPSAs) based upon geography (county or service area), population (e.g., low income) or facility (e.g., federally qualified health center); areas which suffer shortages of dental providers are designated as DPSAs.<sup>2</sup> The entirety of Elkhart County is a HRSA-designated primary medical care health professional shortage area (HPSA).<sup>2</sup> Goshen and Elkhart cities have low-income populations designating 14 total census tracts as medically underserved. In Kosciusko County, the Warsaw service area is a low income-designated MUP.<sup>2</sup> All of LaGrange County and Noble County constitute primary care shortage areas (HPSAs).<sup>2</sup>

Elkhart County is the seventh most populous Indiana County and as such its demographic characteristics differ from contiguous counties which are considerably less populated. The region comprised of Kosciusko County, LaGrange County, Noble County is markedly less racially and ethnically diverse than Elkhart County as well as Indiana overall. As a whole, Elkhart County and the other contiguous counties have lower populations of individuals aged 18 or less than found throughout Indiana. With the exception of Elkhart County, the region is decidedly more rural than found elsewhere in Indiana.<sup>9</sup> Teenaged maternity is a risk factor for low birth weight births<sup>4</sup> and although Elkhart County has a higher teen birth rate (12.4 per 1,000) than Indiana (9.6 per 1,000), the percentage of low birth weight births remains lower (7.4%) than Indiana’s percentage of low birth weight births (8.2%). The rate for the four-county region is even lower at 6.6% of low birthweight births, undoubtedly influenced by LaGrange County’s substantially lower rate (5.3%). The proportion of low birth weight births rose from 2013-2016 for both Indiana and Elkhart County, while decreasing in Kosciusko County, LaGrange County and Noble County. Of interest, LaGrange County’s teen birth rate for 15-17 aged mothers for 2013 was



less than five total, yet the reported rate was 7.4/1,000 in 2016. Both Elkhart County and the four-county region overall have higher proportions of uninsured children and adults than in Indiana overall (7.5% and 16.6%, respectively). More than one-tenth (11.6%) of Elkhart's children were uninsured while nearly one-quarter (23.0%) of adults were uninsured in Elkhart County; the four-county region has 10.7% uninsured children and 18.2% uninsured adults. Regarding education, Elkhart County and the four-county region have identical high school graduation rates (85.4%), lower than Indiana's 86.5% rate. Far fewer Elkhart County and four-county region residents have attained at least some level of post-secondary education (46.4% and 43.9%, respectively) than found throughout Indiana (61.4%). This finding appears to be in opposition to the availability of higher education in the area (e.g., Associated Mennonite Biblical Seminary; Goshen College; Indiana University South Bend - Elkhart Center; Ivy Tech Community College - Elkhart Campus).<sup>31</sup> It is possible that findings related to lower levels of education and less proficiency in English (see below) correlate with fewer adults being insured.

Elkhart County's population who are not proficient in English (3.9%) is more than double that of Indiana statewide (1.5%); 2.6% of four-county region residents are not proficient in English. This statistic may be linked with Elkhart County's Hispanic population (15.3%). It may be that Elkhart County has a higher Hispanic population based upon the availability of jobs in manufacturing.<sup>29</sup> Of the top 20 employers in Elkhart County, 11 of those are classified as being part of the manufacturing industry<sup>29</sup>; Indiana Business Research data show that over one-third of Latin-American born individuals work in manufacturing while just under 30% of Latinos work in this sector.<sup>30</sup> Indiana's overall unemployment rate (4.8%) is a full percentage point higher than either Elkhart County's rate (3.8%) or the four-county region's rate (3.9%). Elkhart County (\$49,448) and the four-county region (\$50,439) lag behind Indiana overall (\$51,721) in median household income. Despite having more children and adults without insurance, decreased rates of education, lower rates of English proficiency and reduced income, fewer children live in poverty in either Elkhart County (19.4%) or the four-county region (15.3%) than in Indiana overall (20.4%). Conversely, more children are eligible for free school lunches in Elkhart County and in the four-county region (49.4%) than in Indiana overall (49.2%). The four-county region has the lowest proportion (25.1%) of children living in a single parent household compared to Elkhart County (33.2%) and Indiana (33.8%); this is surely linked with the fact that only 11.2% of children live in single parent households in LaGrange County.





Regarding morbidity, diabetes prevalence in Indiana (11.1%) is higher than in Elkhart County (10.2%) and the four-county region (10.9%). HIV prevalence is considerably lower in the four-county region (58 per 100,000) than in Elkhart County (104/100,000) and Indiana (176/100,000). The four-county region's reduced HIV prevalence rate is due to much lower rates in Kosciusko (58/100,000), Noble (41/100,000) and most especially LaGrange County (27/100,000). Lower rates for diabetes and HIV may account for the four-county region's lower proportion (16.6%) of residents who report their health status as poor or fair compared to Elkhart County (17.8%) or Indiana (18.0%). Indiana as a whole also reports a higher proportion of poor physical health days (4.0 on average) and poor mental health days (4.1 on average) than do Elkhart County residents (see page 31-32). With 31.7% of its citizens categorized as obese<sup>17</sup>, adult obesity is a priority public health issue for Indiana. This applies even more for Elkhart County and the four-county region (32.8% and 33.0% adult obesity rates, respectively). Examination of sexual health metrics shows that Indiana leads in sexually transmitted infections (as measured by chlamydia cases) (434.0 per 100,000) in relation to Elkhart County (421.3/100,000) and the four-county region (232.7/100,000). The four-county region's much lower overall rate is undeniably due to Kosciusko County's and Noble County's lower rates (198.8/100,000 and 250.2/100,000) and certainly the far lower rate seen in LaGrange County (60.5/100,000).

In relation to population mortality, Indiana outranks Elkhart County and the four-county region in all measures excepting motor vehicle crash deaths. Specifically, Indiana experienced a rate of 7,661 per 100,000 premature deaths (as measured by years of potential life lost, see page 35) (Elkhart County, 6,577/100,000; four-county region, 6,667/100,000). Indiana's infant mortality rate was 7.4 per 1,000 live births (Elkhart County, 6.8/1,000 live births; four-county region, 6.6/1,000 live births). Indiana's child mortality rate (58.3 per 100,000) was slightly less than the four-county region's rate (58.5/100,000) while Elkhart County's rate was even lower (55.9/100,000). The four-county region average for motor vehicle crash deaths (13.2 per 100,000) exceeded both Elkhart County and Indiana rates (11.0/100,000 and 11.5/100,000, respectively). The four-county region's elevated rate is driven up by LaGrange County's rate: 16.3/100,000). Of alcohol-impaired driving deaths, the proportion for Indiana was 23.6% and 20.7% in Elkhart County and 22.8% in the four-county region. It is interesting to note that the four-county region average represents extremes: 31.0/100,000 in Kosciusko County contrasted with 12.0/100,000 in Noble County. Drug overdose deaths were reported only at the aggregate State level (17.6 per 100,000) and by Elkhart County (10.7/100,000). This statistic may be linked with Elkhart County substance abuse treatment admissions being lower for heroin, prescription drugs and opioid



prescription drugs. However, strictly interpreting drug overdose deaths as being correlated with substance abuse treatment admissions is problematic based upon Elkhart County's higher rates for cocaine and methamphetamine treatment (see page 62). Injury death claimed the lives of more Hoosiers overall (66.7 per 100,000) than Elkhart County residents (55.8/100,000) or of four-county region residents (53.3/100,000).

Many of the health disparities seen in the four-county region are likely related to low income and the lack of available health workforce personnel, as demonstrated by HRSA designations of medically underserved populations and Indiana Health Workforce data.<sup>1,2,25</sup> Thirteen census tracts within the cities of Elkhart and Goshen (Elkhart County) are designated by HRSA as medically underserved based upon low income at the population level. The city of Warsaw (Kosciusko County) has one census tract designated as medically underserved based upon low income population.<sup>1,2,25</sup> While population to provider ratios are relatively similar for Elkhart County compared with Indiana, population to primary care providers, other primary care providers (for example, nurse practitioners who practice in primary care), mental health providers and dentists are much higher in the four-county region than in Indiana as a whole. For example, mental health providers in the four-county region must care for patient panels at least twice as large as mental health providers in Indiana as a whole (735:1, Indiana; 1513:1, four-county region). Provider shortages may reflect the region's rurality (see page 15 and pages 42-45 for details.)

This serious shortage of providers in the four-county region is reflected in the higher rate of preventable hospital stays related to ambulatory-care sensitive conditions in the four-county region (58.8 per 1,000) than in Indiana (57.0/100,000), and lower percentages of female Medicare enrollees receiving appropriate breast cancer screening (62.1%, Indiana; 58.5%, Elkhart County; 60.7%, four-county region). Oddly, despite provider shortages, more Medicare enrollees receive diabetic screening in Elkhart County (88.4%) and the four-county region (88.3%) than in Indiana overall (84.7%). Healthcare costs as measured by Medicare screening per enrollee are higher in Indiana (\$9,780) as a whole than in Elkhart County (\$9,005) and the four-county region (\$8,477). It is important to remember, however, that no 'ideal' amount of spending per Medicare enrollee has yet been determined so these figures do not represent trending toward or away from an ideal spending amount.<sup>6</sup>

For the most part, social and environmental factors that affect health are more positive for Elkhart County and the four-county region than for Indiana as a whole. Indiana has more adult



smokers (20.6%) than Elkhart County (18.5%) or the four-county region (18.4%); a higher percentage of excessive drinking (16.8%; 15.2%, Elkhart County; 16.4%, four-county region); more food insecurity (15.3%; 12.7%, Elkhart County; 11.9%, four-county region); less access to healthy foods (6.3% with limited access compared to 5.8% in Elkhart County; 4.1% in the four-county region). A positive indicator for Elkhart and the four-county region is that despite having decreased access to exercise opportunities (66.2% and 56.5%, respectively) than available in Indiana overall (74.8%), fewer residents report being physically inactive in comparison with the remainder of Indiana (see page 51 for details). It is possible that the area's rurality (see page 15) impacts access to fitness facilities, representing opportunity for exercise.

The increased availability of social organizations in the area (Elkhart County, 12.5 per 10,000; 13.0/10,000, four-county region) compared to Indiana (12.4/10,000) may account for fewer Elkhart County and four-county region residents driving alone to work (78.7% and 73.5%, respectively) when compared to other Indiana residents (83.0%). Similarly, fewer area residents drive alone on long commutes (Elkhart County, 23.0%; 25.8%, four-county region) than other Hoosiers (29.8%). The benefits granted by greater accessibility to social organizations may not, however, mitigate the effects of social issues over which individuals may have little to no control. In particular, Elkhart County residents have greater incidence of severe housing problems (15.3%) than seen in the four-county region (14.1%) or in Indiana overall (14.1%). Additionally, air pollution is equally elevated in Elkhart County and the four-county region (11.2 average daily PM2.5) in comparison to Indiana (11.1 average daily PM2.5).

Substance abuse treatment admissions data show that although the opioid crisis is front-page news nationally, opioids (including prescribed drugs and heroin) are much less of a problem for Elkhart County (7.4% of substance abuse treatment admissions) than at the State level (25.4% of substance abuse treatment admissions). Interestingly, when examining four-county region data, nearly twice as many substance abuse treatment admissions (13.3%) were for opioids in comparison with Elkhart County alone. Substance abuse treatment admissions may reflect the higher ratio of prescription opioids dispensed within the combined four-county region (see page 61 for details). Undoubtedly, this elevated ratio is can be attributed to the amount of prescribed opioids dispensed in LaGrange County (3.3:1). Alcohol, marijuana and methamphetamines had higher rates of substance abuse treatment admissions for Elkhart County and the four-county region than were seen with prescription drugs or other illicit drugs (see page 62 for details). Aggregate data for Indiana are unavailable for polysubstance



abuse treatment admissions. However, it is worth noting that the most common substance combination for dual-dependence treatment was alcohol with marijuana across all four counties within the four-county region (see page 64 for details).

When examining arrests for alcohol-related crimes (driving under the influence, public intoxication, liquor law violations), more four-county region residents were arrested for driving under the influence (4.2 per 1,000) and liquor law violations (2.0 per 1,000) than Elkhart County residents or Hoosiers as a whole. Indiana overall had more arrests for public intoxication (1.1 per 1,000). Alcohol-related arrests occurring in Kosciusko County (8.5/1,000) and LaGrange County (7.6/1,000) undoubtedly account for the four-county region's elevated rate compared to Elkhart County and Indiana. Of arrests related to marijuana, cocaine/opiates and synthetic drugs, more arrests were made for marijuana possession than for possession or sales of other drugs. Elkhart County had a slightly higher rate of marijuana possession arrests (1.7 per 1,000) than Indiana (1.6/1,000). Arrests for sales of marijuana and possession/sales of other drugs were negligible (see page 67 for details related to alcohol and drug arrests).

The rates for violent crime were higher in Elkhart County (378.3 per 100,000) than for Indiana overall (356.2/100,000) and were much higher than for violent crime in the four-county region (194.9/100,000). It is unclear why Elkhart County experiences an elevated violent crime rate. Indiana had a higher homicide rate (5.4 per 100,000) than seen in Elkhart County (3.6/100,000) and substantially higher than in the four-county region (1.8/100,000).

## Conclusion

Secondary data gathered from various health and social databases illustrate that Elkhart County's (and the four-county region's) most challenging issues are related to poverty, education, access to healthcare and substance abuse. Despite these challenges, Goshen Health's catchment area population has lower rates of morbidity and mortality than do Hoosier residents overall. Goshen Health leadership will be able to utilize the detailed data found in this report related to demographic, morbidity and mortality, healthcare workforce and utilization and social/environmental factors affecting health to support their community health needs assessment implementation strategy to better meet the needs of their service community.



## Sources

1. Health Services and Resources Administration. Find Shortage Areas: MUA/P by State and County. Available from <http://muafind.hrsa.gov/>.
2. Health Resources and Services Administration. Find Shortage Areas: HPSA by State & County. Available from <http://hpsafind.hrsa.gov/>.
3. Internal Revenue Service. New Requirements for 501(c)(3) Hospitals Under the Affordable Care Act. December 19, 2014. Available from <http://www.irs.gov/Charities-&-Non-Profits/Charitable-Organizations/New-Requirements-for-501%28c%29%283%29-Hospitals-Under-the-Affordable-Care-Act>.
4. March of Dimes. Your premature baby. 2014. Available from <http://www.marchofdimes.org/baby/low-birthweight.aspx>.
5. International Diabetes Federation. Risk factors. 2014. Available from <https://www.idf.org/>.
6. University of Wisconsin Population Health Institute. County Health Rankings and Roadmaps: Building a Culture of Health, County by County. 2017. Available from <http://www.countyhealthrankings.org/>.
7. US Census Bureau. County Totals: Vintage 2016. Available from <https://www.census.gov/data/tables/2016/demo/popest/counties-total.html>.
8. US Census Bureau. Population Estimates. Available from <https://www.census.gov/data/tables/2016/demo/popest/counties-total.html>.
9. US Census Bureau. Geography. 2015; Available from <http://www.census.gov/geo/reference/ua/urban-rural-2010.html>.
10. US Census Bureau. Small Area Health Insurance Estimates (SAHIE). Available from <https://www.census.gov/programs-surveys/sahie.html>.
11. US Department of Education. The ED*Facts* Initiative. 2018. Available from <https://www2.ed.gov/about/inits/ed/edfacts/index.html>
12. US Census Bureau, American Fact Finder. Available from <https://factfinder.census.gov/faces/nav/jsf/pages/index.xhtml>
13. US Census Bureau. Small Area Income and Poverty Estimates. Available from <https://www.census.gov/programs-surveys/saie.html>.
14. Espinola, A.C. Single-parent households often key to poverty, inequality. The Tribune, January 21, 2013. Available from <https://www.greeleytribune.com/news/local/single-parent-households-often-key-to-poverty-inequality/>



15. Centers for Disease Control and Prevention. Diabetes interactive atlas. 2016. Available from: [http://www.cdc.gov/diabetes/atlas/countydata/County\\_ListofIndicators.html](http://www.cdc.gov/diabetes/atlas/countydata/County_ListofIndicators.html).
16. Centers for Disease Control and Prevention. Diabetes home. 2017. Available from: <http://www.cdc.gov/diabetes/data/county.html>.
17. Robert Wood Johnson Foundation. The state of obesity. 2016. Available from: <http://stateofobesity.org/states/in/>.
18. Centers for Disease Control and Prevention. CDC Wonder Compressed Mortality File. 2017. Available from: <http://wonder.cdc.gov/mortSQL.html>.
19. National Highway Traffic Safety Administration, Fatality Analysis Reporting System (FARS). Available from <https://www.nhtsa.gov/research-data/fatality-analysis-reporting-system-fars>.
20. Health Resources and Services Administration Health Workforce. Area Health Resource File. Available from <http://ahrf.hrsa.gov/>.
21. Indiana Professional Licensing Agency. INSPECT Home. Available from <http://www.in.gov/pla/inspect/>.
22. Inter-university Consortium for Political and Social Research, Treatment Episode Data Set. 2014. Available from <https://www.icpsr.umich.edu/icpsrweb/ICPSR/studies/33261>.
23. Federal Bureau of Investigation. Uniform crime reports. Available from <http://www.fbi.gov/about-us/cjis/ucr/ucr>.
24. US Census Bureau. Metropolitan and Micropolitan. Available from <https://www.census.gov/programs-surveys/metro-micro.html>.
25. Department of Family Medicine Health Workforce Studies. Resources. 2018. Available from <http://family.medicine.iu.edu/hws/resources/>
26. Miller, S. (Ed.). The Consumption and Consequences of Alcohol, Tobacco, and Drugs in Indiana: A State Epidemiological Profile. 2016. Available from <https://fsph.iupui.edu/doc/research-centers/research/2016%20State%20Epidemiological%20Profile.pdf>.
27. Centers for Disease Control. (1986, Dec 19). Premature mortality in the United States: Public health issues in the years of potential life lost. Available from <http://www.cdc.gov/mmwr/preview/mmwrhtml/00001773.htm>.
28. US Census Bureau. County business patterns. 2014. Available from: <https://www.census.gov/data/datasets/2014/econ/cbp/2014-cbp.html>.



29. Elkhart County Development Corporation. Major employers. 2016. Available from <http://www.elkhartcountybiz.com/existing-business/major-employers/>.
30. Indiana Business Research Center. Indiana's Latino Population: Demographic and Economic Perspectives. 2007. Available from <http://www.ibrc.indiana.edu/briefs/Latinos-Apr07.pdf>.
31. Elkhart County, Indiana. Educational resources. 2018. Available from <http://www.elkhartcountyindiana.com/resources/educational-resources/>.
32. IU Health Goshen. 2015 IU Health Goshen Community Needs Assessment Report. 2015. Available from <https://goshenhealth.com/GoshenHospital/media/Forms-and-Applications/2015-1211-2015-CHNA-Long-Report-V24-Web.pdf>.



## Appendix A – Detailed Report Data Sources

| Measure                                  | Data Source                                | Year(s)   | Reporting             |
|--|--|-----------|-----------------------|
| Population                               | US Census Bureau vintage 2016              | 2010-16   |                       |
| % below 18 years of age                  | Census Population Estimates                | 2015      | Percentage            |
| % 65 and older                           | Census Population Estimates                | 2015      | Percentage            |
| % Non-Hispanic African American          | US Census Bureau vintage 2016              | 2010-16   | Percentage            |
| % American Indian/ Alaskan Native        | US Census Bureau vintage 2016              | 2010-16   | Percentage            |
| % Asian                                  | US Census Bureau vintage 2016              | 2010-16   | Percentage            |
| % Native Hawaiian/Other Pacific Islander | US Census Bureau vintage 2016              | 2010-16   | Percentage            |
| % Hispanic                               | US Census Bureau vintage 2016              | 2010-16   | Percentage            |
| % Non-Hispanic white                     | US Census Bureau vintage 2016              | 2010-16   | Percentage            |
| % 2 or more races                        | US Census Bureau vintage 2016              | 2010-16   | Percentage            |
| % not proficient in English              | American Community Survey                  | 2011-15   | Percentage            |
| % Females                                | Census Population Estimates                | 2015      | Percentage            |
| % Rural                                  | Census Population Estimates                | 2010      | Percentage            |
| Diabetes prevalence rate                 | CDC Diabetes Interactive Atlas             | 2013      | Percentage            |
| HIV prevalence rate                      | Nation HIV Surveillance System             | 2013      | Rate per 100,000      |
| Infant mortality                         | Health Indicators Warehouse                | 2007-13   | Per 1,000 live births |
| Child mortality                          | CDC WONDER mortality data                  | 2012-15   | Rate per 100,000      |
| Premature death (YPLL)                   | CDC WONDER mortality data                  | 2012-14   | Rate per 100,000      |
| Poor or fair health                      | Behavioral Risk Factor Surveillance System | 2015      | Percentage            |
| Poor physical health days                | Behavioral Risk Factor Surveillance System | 2015      | Average               |
| Poor mental health days                  | Behavioral Risk Factor Surveillance System | 2015      | Average               |
| Low birth weight                         | National Center for Health Statistics      | 2008-2014 | Percentage            |
| Adult smoking                            | Behavioral Risk Factor Surveillance System | 2015      | Percentage            |
| Adult obesity                            | CDC Diabetes Interactive Atlas             | 2013      | Percentage            |
| Physical inactivity                      | CDC Diabetes Interactive Atlas             | 2013      | Percentage            |
| Access to exercise opportunities         | Business Analyst                           | 2014      | Percentage            |
| Excessive drinking                       | Behavioral Risk Factor Surveillance System | 2015      | Percentage            |
| Alcohol-impaired driving deaths          | Fatality Analysis Reporting System         | 2011-2015 | Percentage            |





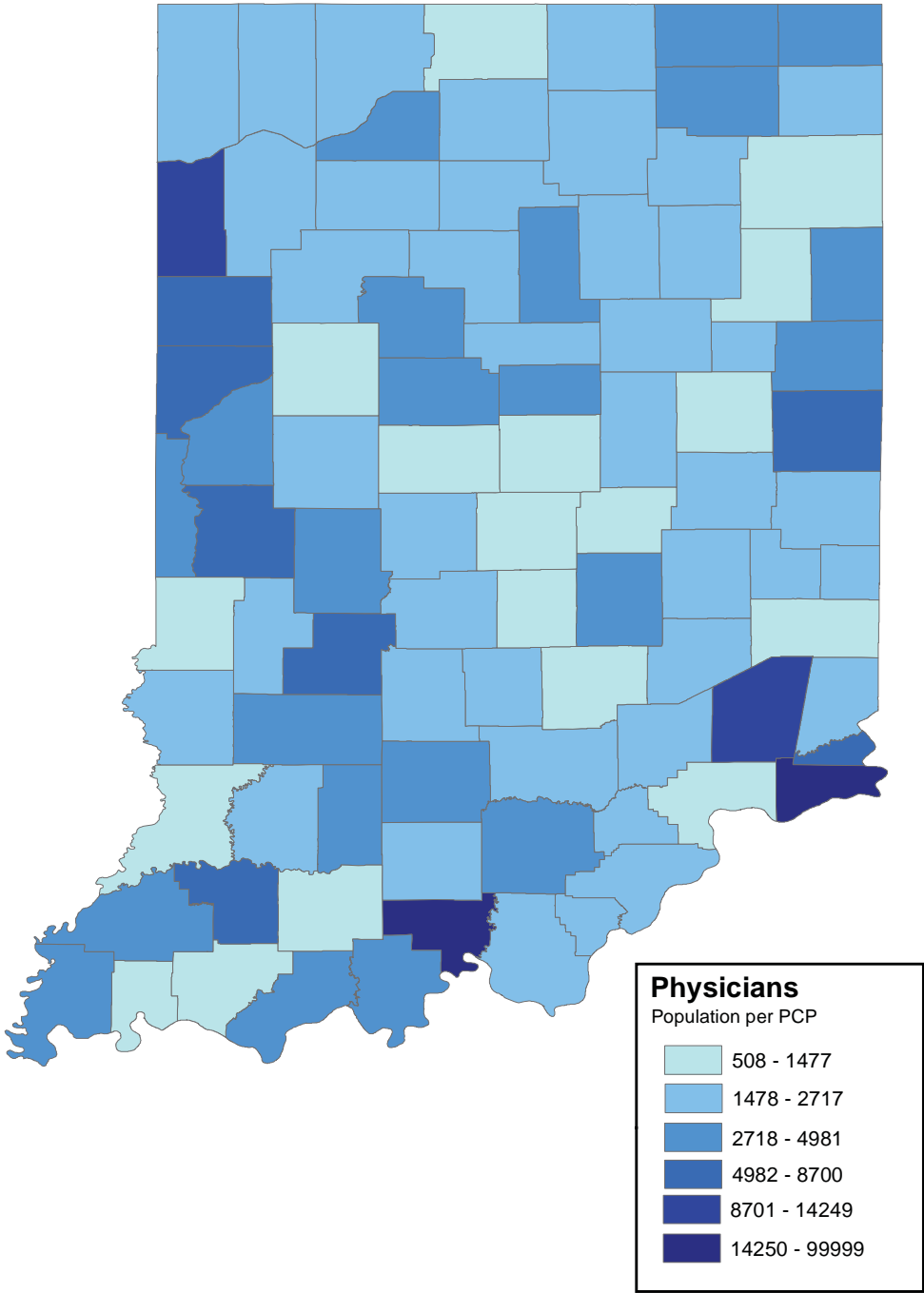
|   |   |         |                                |
|---|---|---------|--------------------------------|
| Sexually transmitted infections (chlamydia) | Nat'l Ctr for HIV/AIDS, Viral Hepatitis, STD, and TB Prevention | 2014    | Rate per 100,000               |
| Teen births                                 | Indiana State Department of Health                              | 2016    | Rate per 1,000                 |
| Motor vehicle crash deaths                  | CDC WONDER mortality data                                       | 2013-15 | Rate per 100,000               |
| Drug overdose deaths                        | CDC WONDER mortality data                                       | 2013-15 | Rate per 100,000               |
| Food insecurity                             | Map the Meal Gap  | 2014    | Percentage                     |
| Limited access to healthy foods             | USDA Food Environment Atlas                                     | 2012    | Percentage                     |
| Primary care physicians                     | HRSA Area Resource File/American Medical Association            | 2014    | Ratio                          |
| Dentists                                    | HRSA Area Resource File/National Provider Information File      | 2015    | Ratio                          |
| Other primary care providers                | CMS, National Provider Identification                           | 2016    | Ratio                          |
| Mental health providers                     | CMS, National Provider Identification                           | 2016    | Ratio                          |
| Preventable hospital stays                  | Dartmouth Atlas of Health Care                                  | 2014    | Rate per 1,000                 |
| Diabetic screening                          | Dartmouth Atlas of Health Care                                  | 2014    | Percentage                     |
| Breast cancer screening                     | Dartmouth Atlas of Health Care                                  | 2014    | Percentage                     |
| Uninsured adults                            | Small Area Health Insurance Estimates                           | 2014    | Percentage                     |
| Uninsured children                          | Small Area Health Insurance Estimates                           | 2014    | Percentage                     |
| Health care costs                           | Dartmouth Atlas of Health Care                                  | 2014    | Medicare spending per enrollee |
| High school graduation                      | EDFacts   | 2014-15 | Percentage                     |
| Some college                                | American Community Survey                                       | 2011-15 | Percentage                     |
| Unemployment                                | Bureau of Labor Statistics                                      | 2015    | Percentage                     |
| Children in poverty                         | Small Area Income and Poverty Estimates                         | 2015    | Percentage                     |
| Social associations                         | County Business Patterns  | 2014    | Percentage                     |
| Children in single-parent households        | American Community Survey                                       | 2011-15 | Percentage                     |
| Violent crime                               | Uniform Crime Reports   | 2012-14 | Rate per 100,000               |
| Injury deaths                               | CDC WONDER mortality data                                       | 2011-15 | Rate per 100,000               |
| Median household income                     | Small Area Income and Poverty Estimates                         | 2015    | Dollar amount                  |
| Children eligible for free lunch            | National Center for Education Statistics                        | 2014-15 | Percentage                     |
| Homicide rate                               | CDC WONDER mortality data                                       | 2013-15 | Rate per 100,000               |

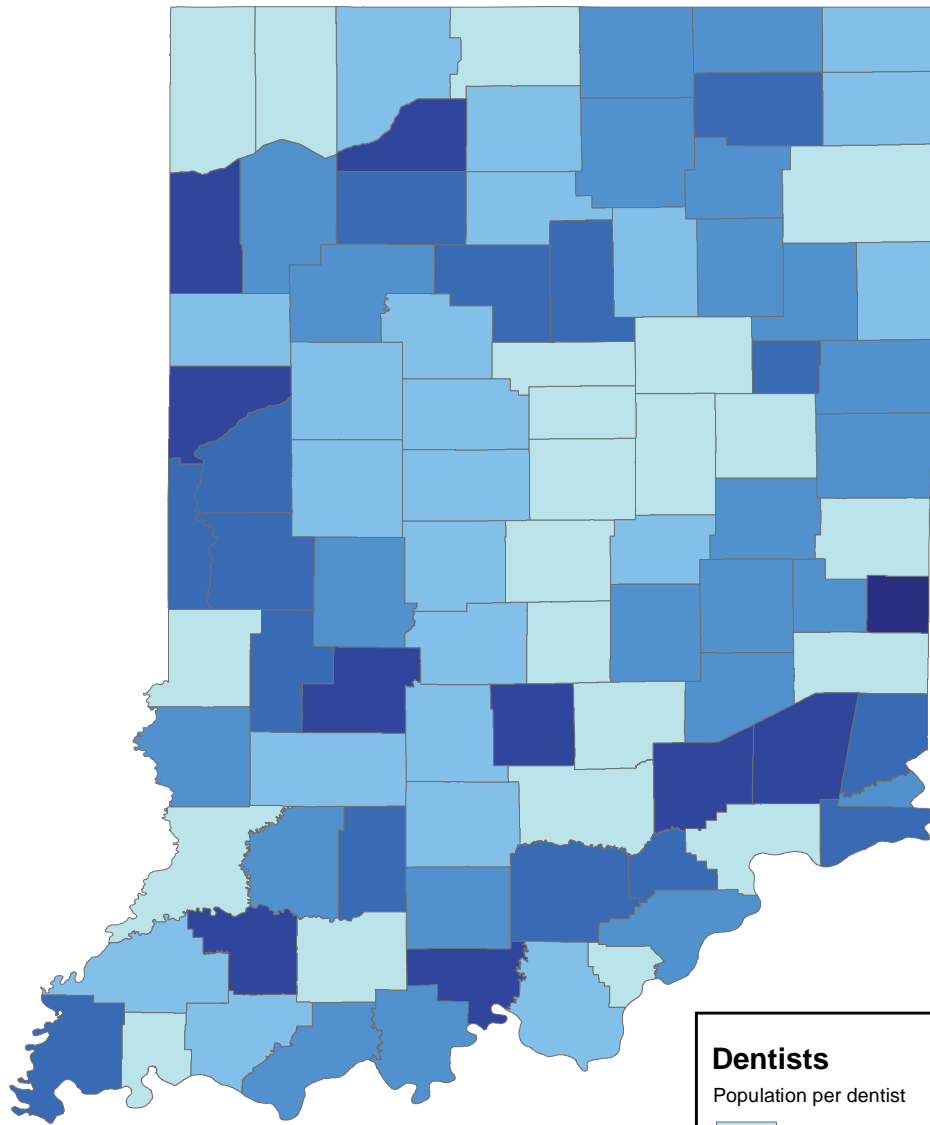


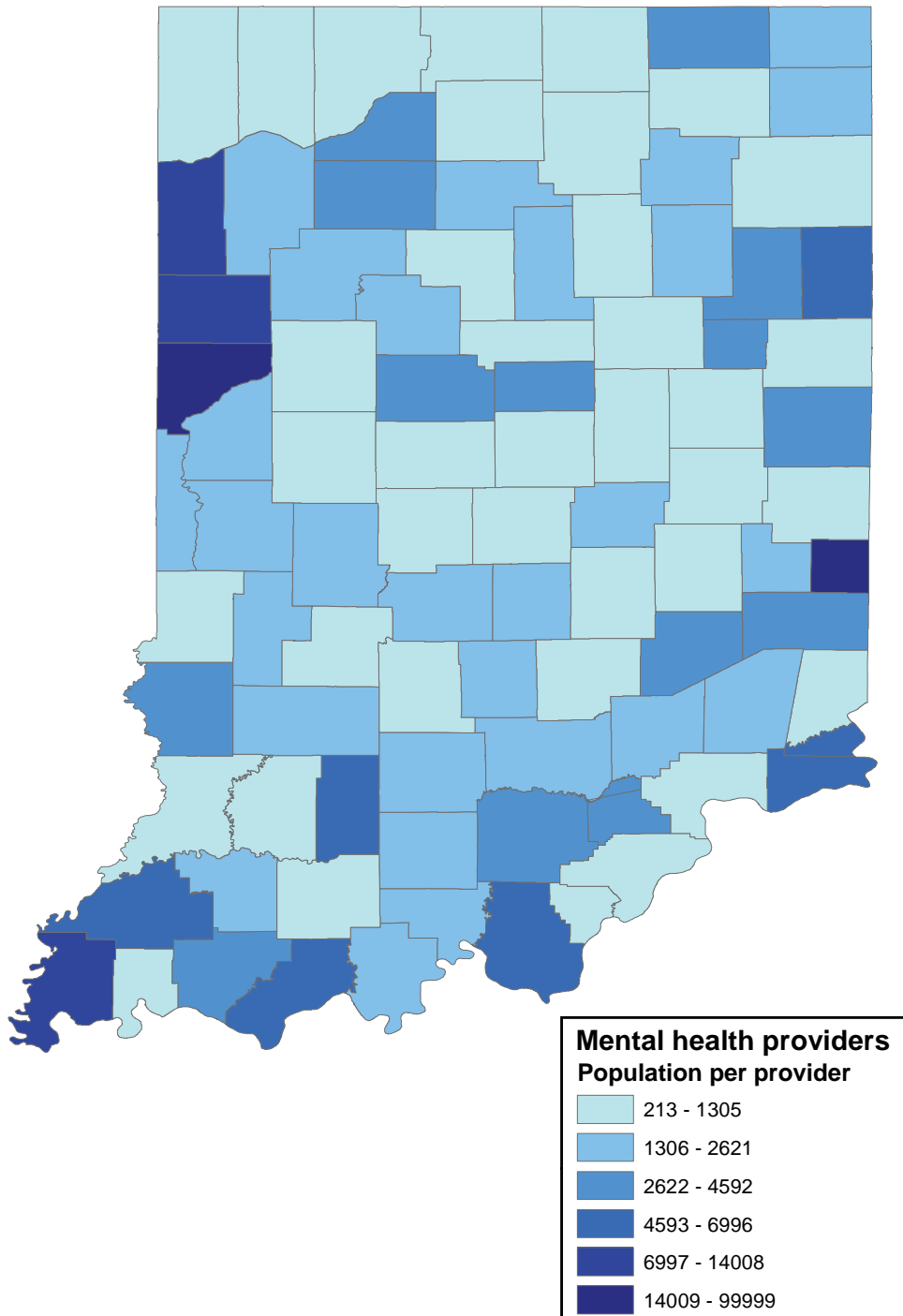
|   |  |         |                |
|---|--|---------|----------------|
| Air pollution - particulate matter                            | Environmental Public Health Tracking Network             | 2012    | Average        |
| Severe housing problems                                       | Comprehensive Housing Affordability Strategy (CHAS) data | 2009-13 | Percentage     |
| Driving alone to work   | American Community Survey                                | 2011-15 | Percentage     |
| Long commute - driving alone                                  | American Community Survey                                | 2011-15 | Percentage     |
| Controlled substances (opioids)                               | Indiana Board of Pharmacy / Prescription Drug Monitoring | 2016    | Number         |
| Substance abuse treatment admissions                          | Treatment Episode Dataset                                | 2016    | Number         |
| Driving under the influence arrests                           | Uniform Crime Reports                                    | 2014    | Rate per 1,000 |
| Public intoxication arrests                                   | Uniform Crime Reports                                    | 2014    | Rate per 1,000 |
| Liquor law violations arrests                                 | Uniform Crime Reports                                    | 2014    | Rate per 1,000 |
| Possession, sale or manufacture of marijuana arrests          | Uniform Crime Reports                                    | 2014    | Rate per 1,000 |
| Possession, sale or manufacture of cocaine or opioids arrests | Uniform Crime Reports                                    | 2014    | Rate per 1,000 |
| Possession, sale or manufacture of synthetic drugs arrests    | Uniform Crime Reports                                    | 2014    | Rate per 1,000 |
| Possession, sale or manufacture of other drugs                | Uniform Crime Reports                                    | 2014    | Rate per 1,000 |

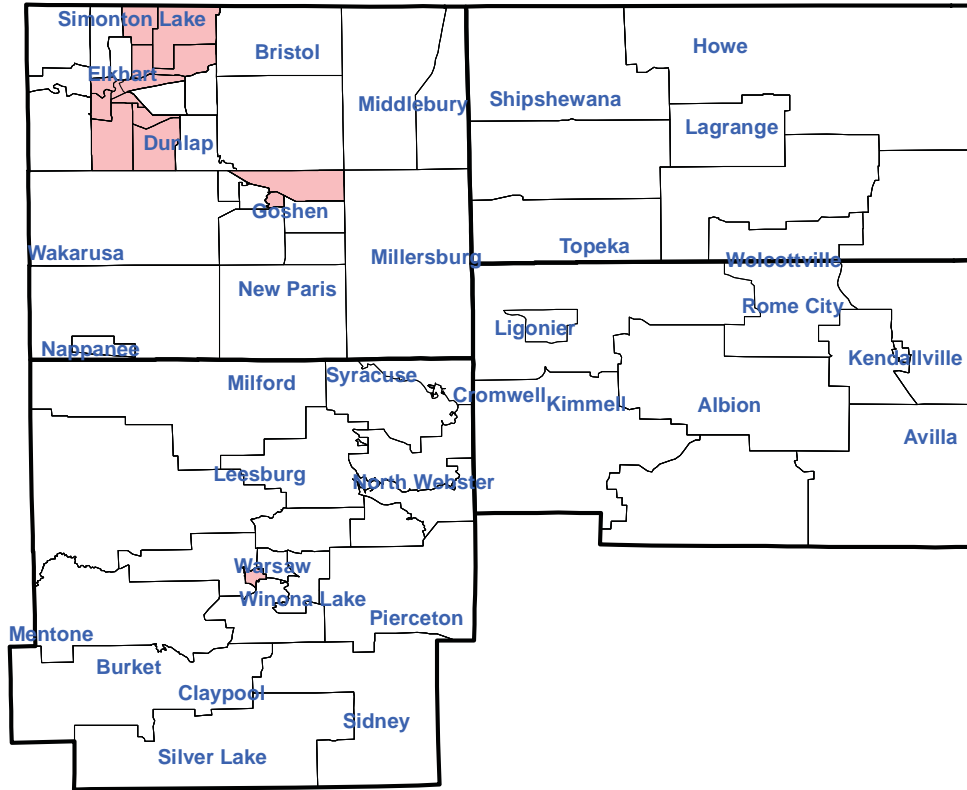


# Appendix B – Provider & Shortage Area Maps





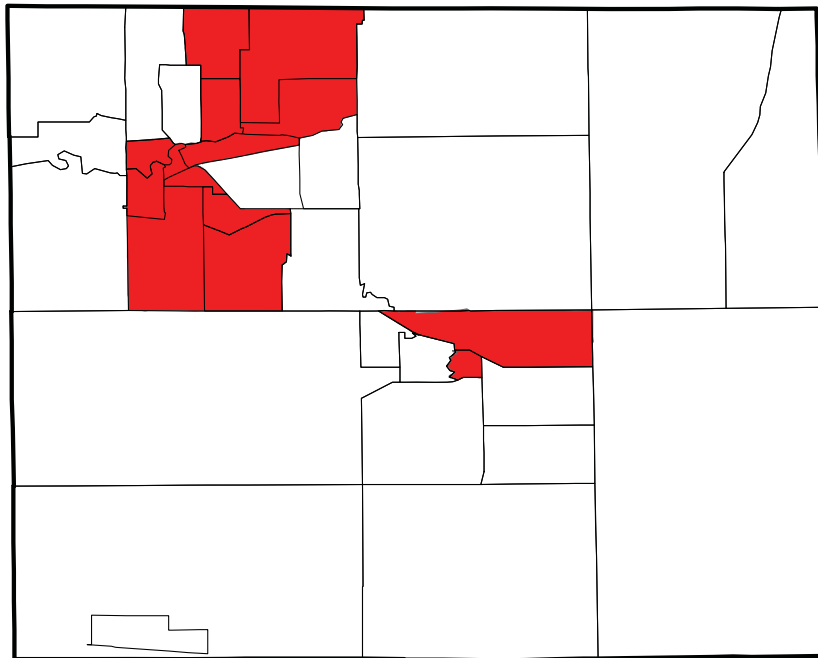




**Medically Underserved Areas (MUAs) by County Census Tract**

MUA





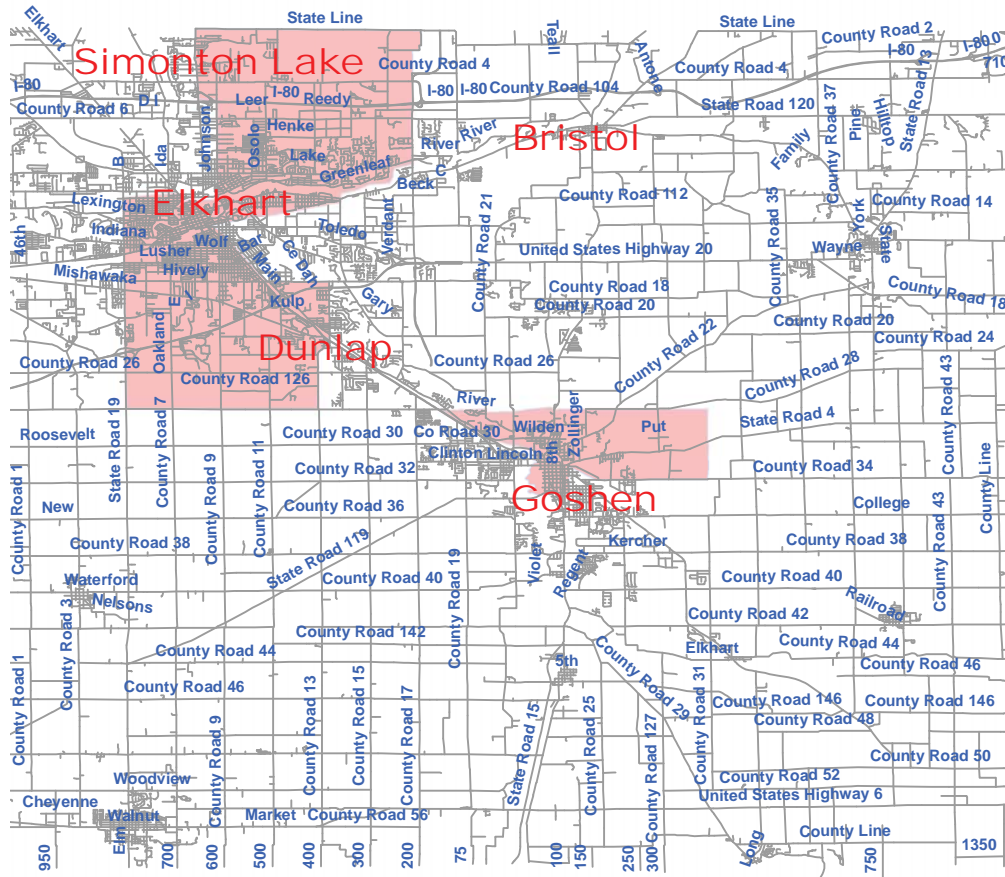
**Elkhart County Medically Underserved Areas (MUAs)**

□ Census Tract

■ MUA



# Elkhart County

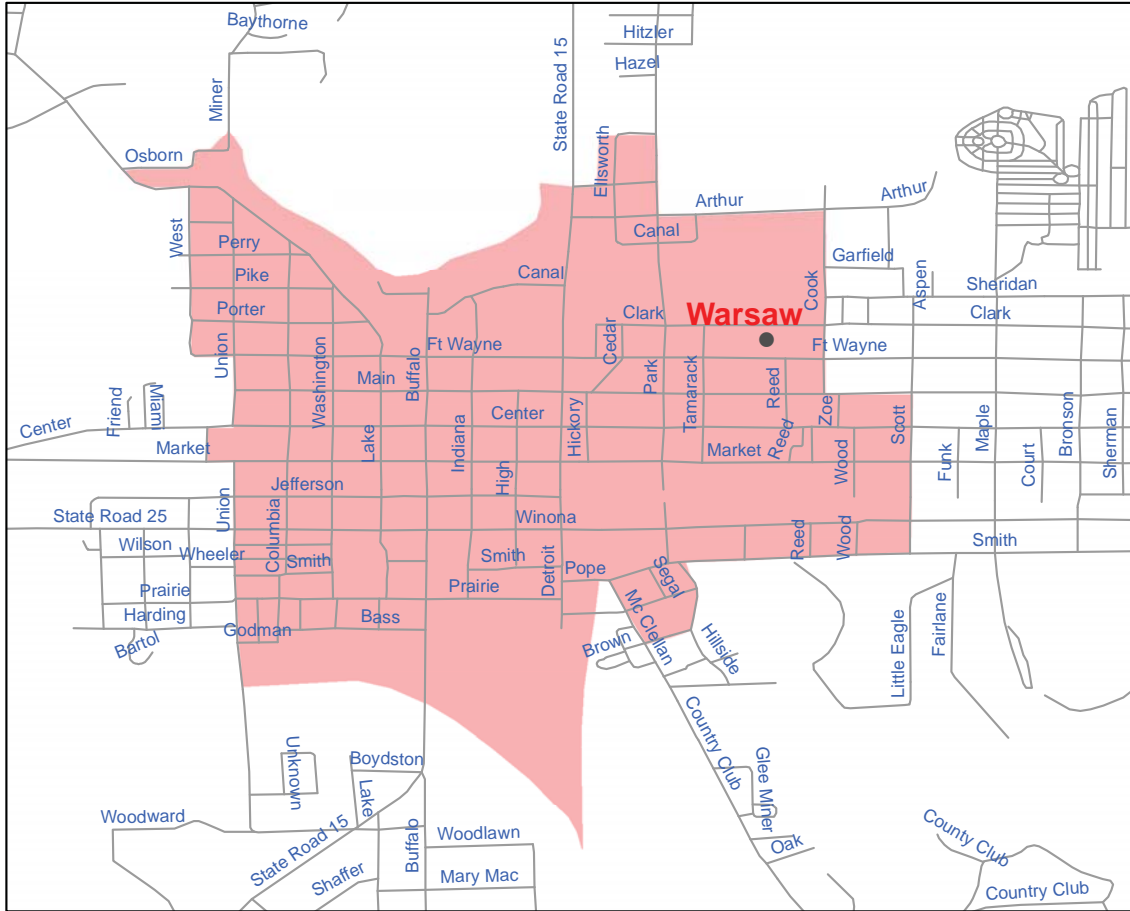


**Medically Underserved Areas (MUAs)**

MUA







**Kosciusko County Medically Underserved Area (MUA)**  
MUA



## Appendix C – Health Indicators Variance Report

| Measure                                     | Indiana | Elkhart County | More (+) or less (-) than IN? | Elkhart County variance | 4-county aggregate region |
|---|---------|----------------|-------------------------------|-------------------------|---------------------------|
| Population                                  | 6619680 | 203,474        | -                             | 6,416,206               | 92,159.0                  |
| % below 18 years of age                     | 23.9    | 28.0           | +                             | 4.1                     | 27.9                      |
| % 65 and older                              | 14.6    | 13.6           | -                             | 1.0                     | 14.2                      |
| % African American                          | 9.3     | 5.9            | -                             | 3.4                     | 2.0                       |
| % American Indian/ Alaskan Native           | 0.4     | 0.6            | +                             | 0.2                     | 0.4                       |
| % Asian                                     | 2.1     | 1.2            | -                             | 0.9                     | 0.8                       |
| % Native Hawaiian/Other Pacific Islander    | 0.1     | 0.1            | =                             | 0.0                     | 0.0                       |
| % Hispanic                                  | 6.2     | 14.4           | +                             | 8.2                     | 7.5                       |
| % Non-Hispanic white                        | 81.3    | 77.0           | -                             | 4.3                     | 87.5                      |
| % Females                                   | 50.7    | 50.5           | -                             | 0.2                     | 50.2                      |
| % Rural                                     | 27.6    | 20.6           | -                             | 7.0                     | 56.7                      |
| % not proficient in English                 | 1.5     | 3.9            | +                             | 2.4                     | 2.6                       |
| Diabetes prevalence rate                    | 11.1    | 10.2           | -                             | 0.9                     | 10.9                      |
| HIV prevalence rate                         | 176.0   | 104.0          | -                             | 72.0                    | 58.0                      |
| Infant mortality                            | 7.4     | 6.8            | -                             | 0.6                     | 6.6                       |
| Child mortality                             | 58.3    | 55.9           | -                             | 2.4                     | 58.5                      |
| Premature death (YPLL)                      | 7,661   | 6,577          | -                             | 1,084                   | 6,667                     |
| Poor or fair health                         | 18.0    | 17.8           | -                             | 0.2                     | 16.6                      |
| Poor physical health days                   | 4.0     | 3.8            | -                             | 0.2                     | 3.9                       |
| Poor mental health days                     | 4.1     | 4.0            | -                             | 0.1                     | 3.8                       |
| Low birth weight (2016 data)                | 8.2     | 7.4            | -                             | 0.8                     | 6.6                       |
| Adult smoking                               | 20.6    | 18.5           | -                             | 2.1                     | 18.4                      |
| Adult obesity                               | 31.7    | 32.8           | +                             | 1.1                     | 33.0                      |
| Physical inactivity                         | 26.3    | 25.9           | -                             | 0.4                     | 25.3                      |
| Access to exercise opportunities            | 74.8    | 66.2           | -                             | 8.6                     | 56.5                      |
| Excessive drinking                          | 16.8    | 15.2           | -                             | 1.6                     | 16.4                      |
| Alcohol-impaired driving deaths             | 23.6    | 20.7           | -                             | 2.9                     | 22.8                      |
| Sexually transmitted infections (chlamydia) | 434.0   | 421.3          | -                             | 12.7                    | 232.7                     |
| Teen births (2016 data)                     | 9.6     | 12.4           | +                             | 2.8                     | 9.4                       |
| Motor vehicle crash deaths                  | 11.5    | 11.0           | -                             | 0.5                     | 13.2                      |
| Drug overdose deaths                        | 17.6    | 10.7           | -                             | 6.9                     | N/A                       |
| Food insecurity                             | 15.3    | 12.7           | -                             | 2.6                     | 11.9                      |
| Limited access to healthy foods             | 6.3     | 5.8            | -                             | 0.5                     | 4.1                       |
| Population to PCPs                          | 1489:1  | 1905:1         | -                             | 416:1                   | 2746:1                    |
| Population to dentists                      | 1895:1  | 2907:1         | -                             | 1012:1                  | 3086:1                    |
| Population to other PCPs                    | 1543:1  | 1975:1         | -                             | 432:1                   | 3609:1                    |
| Population to MH providers                  | 735:1   | 896:1          | -                             | 161:1                   | 1513:1                    |
| Preventable hospital stays                  | 57.0    | 50.7           | -                             | 6.3                     | 58.8                      |



|   |          |          |   |         |          |
|---|----------|----------|---|---------|----------|
| Diabetic screening                                  | 84.7     | 88.4     | + | 3.7     | 88.3     |
| Breast cancer screening                             | 62.1     | 58.5     | - | 3.6     | 60.7     |
| Uninsured adults                                    | 16.6     | 23.0     | + | 6.4     | 18.2     |
| Uninsured children                                  | 7.5      | 11.6     | + | 4.1     | 10.7     |
| Health care costs                                   | \$9,780  | \$9,005  | - | 775.0   | \$8,477  |
| High school graduation                              | 86.5     | 85.4     | - | 1.1     | 85.4     |
| Some college  | 61.4     | 46.4     | - | 15.0    | 43.9     |
| Unemployment  | 4.8      | 3.8      | - | 1.0     | 3.9      |
| Children in poverty                                 | 20.4     | 19.4     | - | 1.0     | 15.3     |
| Social organizations                                | 12.4     | 12.6     | + | 0.2     | 13.0     |
| Children in single parent households                | 33.8     | 33.2     | - | 0.6     | 25.1     |
| Violent crime                                       | 356.2    | 378.3    | + | 22.1    | 194.9    |
| Injury deaths                                       | 66.7     | 55.8     | - | 10.9    | 53.3     |
| Median household income                             | \$51,721 | \$49,448 | - | \$2,273 | \$50,439 |
| Children eligible for free lunch                    | 49.2     | 52.7     | + | 3.5     | 49.4     |
| Homicide  | 5.4      | 3.6      | - | 1.8     | 1.8      |
| Air pollution                                       | 11.1     | 11.2     | + | 0.1     | 11.2     |
| Severe housing problems                             | 14.1     | 15.3     | + | 1.2     | 14.1     |
| Driving alone to work                               | 83.0     | 78.7     | - | 4.3     | 73.5     |
| Long commute (driving alone)                        | 29.8     | 20.3     | - | 9.5     | 25.8     |
| Controlled substances (opioids)                     | 6241070  | 148768   | - | 6092302 | 96870    |
| Alcohol dependence treatment admissions             | 32.4     | 37.5     | + | 5.1     | 35.1     |
| Marijuana dependence treatment admissions           | 20.9     | 28.3     | + | 7.4     | 25.0     |
| Cocaine dependence treatment admissions             | 3.4      | 5.4      | + | 2.0     | 5.4      |
| Heroin dependence treatment admissions              | 14.4     | 6.7      | - | 7.7     | 8.0      |
| Methamphetamine dependence treatment admissions     | 10.7     | 11.8     | + | 1.1     | 21.5     |
| Prescription drug dependence treatment admissions   | 11.4     | 8.3      | - | 3.1     | 6.5      |
| Opioid prescription dependence treatment admissions | 11.0     | 7.0      | - | 4.0     | 5.3      |
| Total alcohol arrests                               | 5.5      | 4.8      | - | 0.7     | 6.6      |
| Marijuana possession arrests                        | 1.6      | 1.7      | + | 0.1     | 1.2      |
| Marijuana sales arrests                             | 0.3      | 0.1      | - | 0.2     | 0.2      |
| Cocaine/opiates possession arrests                  | 0.3      | 0.1      | - | 0.2     | 0.2      |
| Cocaine/opiates sales arrests                       | 0.2      | 0.1      | - | 0.1     | 0.3      |
| Synthetic drugs possession arrests                  | 0.3      | 0.1      | - | 0.2     | 0.4      |
| Synthetic drugs sales arrests                       | 0.1      | 0.1      | = | 0.0     | 0.4      |
| Other drugs possession arrests                      | 0.4      | 0.1      | - | 0.3     | 0.5      |
| Other drugs sales arrests                           | 0.2      | 0.0      | - | 0.2     | 0.1      |



**Appendix II:  
Comparison of 2018 Secondary Data with Prior CHNA Reports**



**Community Health  
Needs Assessment Trends**

**CHNA Studies 2012, 2015, 2018**

Prepared June 2018



## Introduction

- ❖ Past data paired with 2018 CHNA for trend view
  - 2012 CHNA – Elkhart County focus
  - 2015 CHNA – singular counties reported
  - 2018 CHNA – Elkhart and 4-county region reported
- ❖ Sections match 2018 CHNA secondary data report
  - Population Characteristics
  - Population Morbidity
  - Population Mortality
  - Healthcare Workforce and Utilization
  - Social/Environmental Factors Affecting Health
- ❖ Highlights





## Population Characteristics

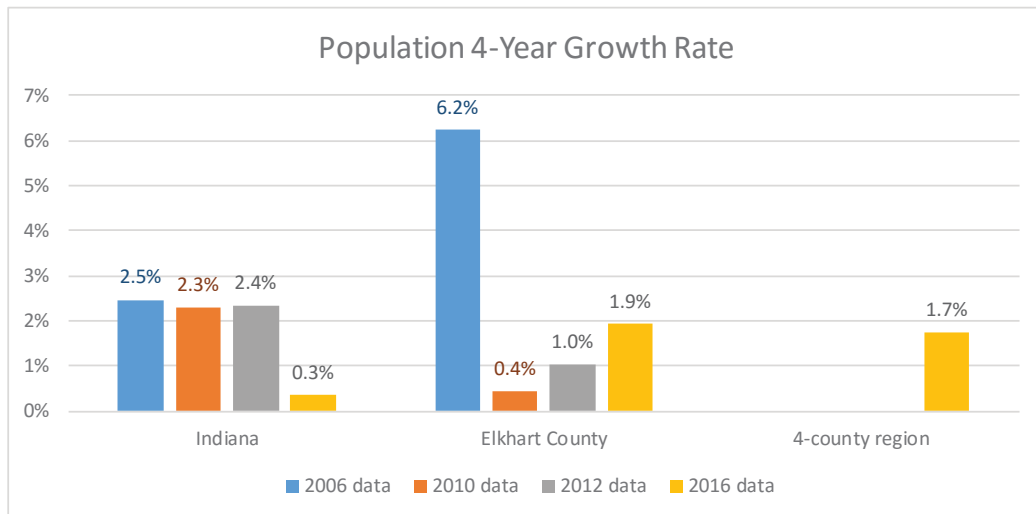


# Population Growth in Goshen Health Communities

Sources: 2000-2010 US Census Bureau, reported via 2012 Purdue HTAP CHNA Data Analysis  
 2012 US Census Population Estimates, reported via 2015 IUSM Dept. of Family Medicine CHNA Data Analysis  
 2016 US Census Bureau Vintage 2016, reported via 2018 IUSM Dept. of Family Medicine CHNA Data Analysis

| Population (not graphed) | 2002 data | 2006 data | 2010 data | 2012 data | 2016 data |
|--------------------------|-----------|-----------|-----------|-----------|-----------|
| Indiana                  | 6,148,648 | 6,300,341 | 6,445,295 | 6,597,000 | 6,619,680 |
| Elkhart County           | 185,148   | 196,691   | 197,558   | 199,619   | 203,474   |
| 4-county region          |           |           |           | 362,331   | 368,636   |

| Population 4-Year Growth F | 2002 data | 2006 data | 2010 data | 2012 data | 2016 data |
|----------------------------|-----------|-----------|-----------|-----------|-----------|
| Indiana                    |           | 2.5%      | 2.3%      | 2.4%      | 0.3%      |
| Elkhart County             |           | 6.2%      | 0.4%      | 1.0%      | 1.9%      |
| 4-county region            |           |           |           |           | 1.7%      |

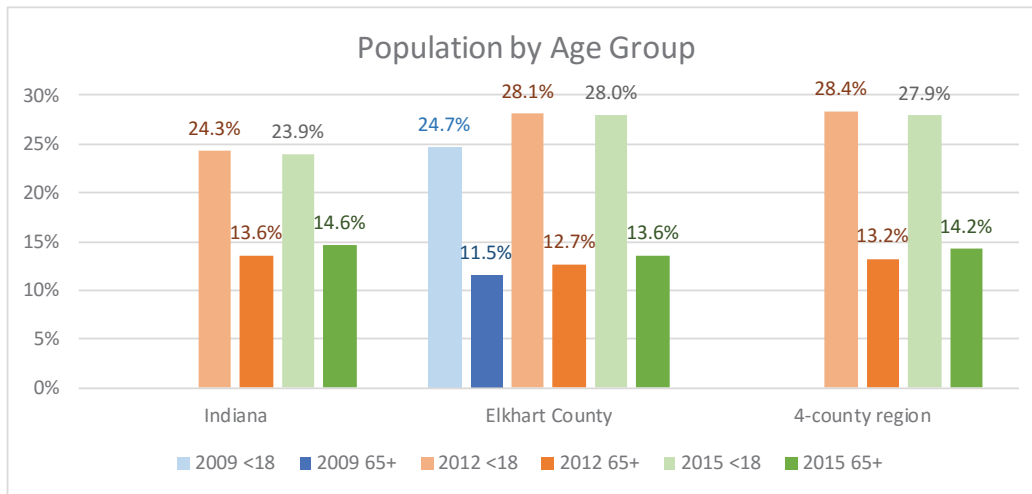


# Population By Age in Goshen Health Communities

Sources: 2000-2010 US Census Bureau, reported via 2012 Purdue HTAP CHNA Data Analysis  
 2012 US Census Population Estimates, reported via 2015 IUSM Dept. of Family Medicine CHNA Data Analysis  
 2016 US Census Bureau Vintage 2016, reported via 2018 IUSM Dept. of Family Medicine CHNA Data Analysis

| Population by Age Group | 2009 <18 | 2009 65+ | 2012 <18 | 2012 65+ | 2015 <18 | 2015 65+ |
|-------------------------|----------|----------|----------|----------|----------|----------|
| Indiana                 |          |          | 24.3%    | 13.6%    | 23.9%    | 14.6%    |
| Elkhart County          | 24.7%    | 11.5%    | 28.1%    | 12.7%    | 28.0%    | 13.6%    |
| 4-county region         |          |          | 28.4%    | 13.2%    | 27.9%    | 14.2%    |

| Largest segment (not graphed) | 2009 age 18-64 | 2012 age 18-64 | 2015 age 18-64 |
|-------------------------------|----------------|----------------|----------------|
| Indiana                       |                | 62.1%          | 61.5%          |
| Elkhart County                | 63.8%          | 59.2%          | 58.4%          |
| 4-county region               |                | 58.4%          | 57.9%          |

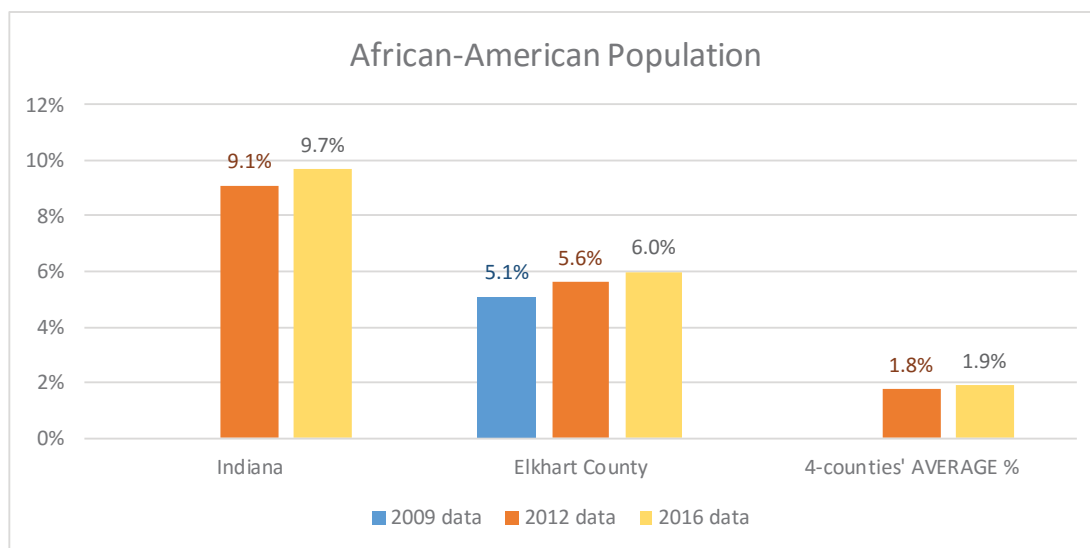




## Population by Race in Goshen Health Communities

Sources: 2000-2010 US Census Bureau, reported via 2012 Purdue HTAP CHNA Data Analysis  
 2012 US Census Population Estimates, reported via 2015 IUSM Dept. of Family Medicine CHNA Data Analysis  
 2016 US Census Bureau Vintage 2016, reported via 2018 IUSM Dept. of Family Medicine CHNA Data Analysis

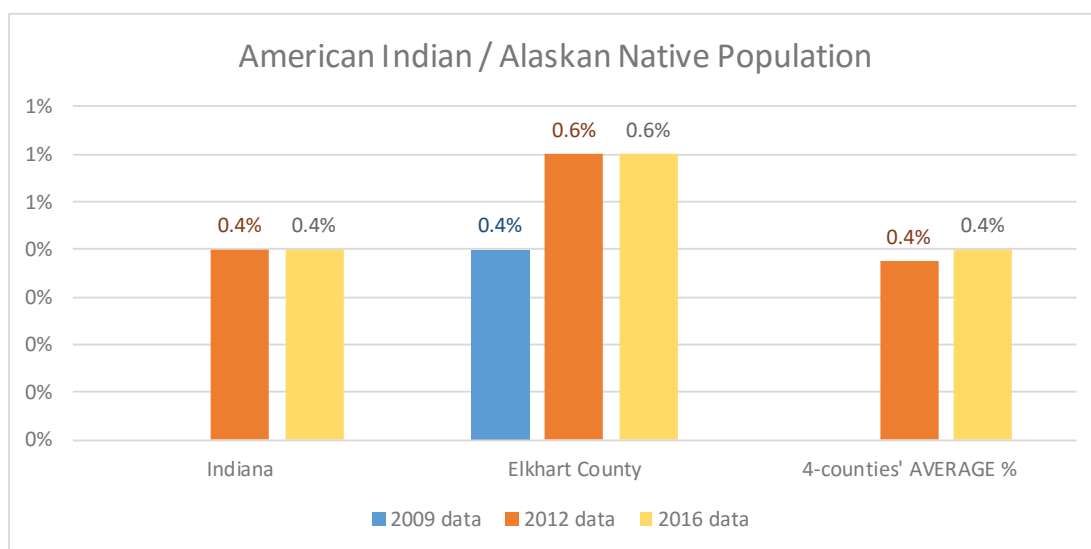
| African-American Population | 2009 data | 2012 data | 2016 data |
|-----------------------------|-----------|-----------|-----------|
| Indiana                     |           | 9.1%      | 9.7%      |
| Elkhart County              | 5.1%      | 5.6%      | 6.0%      |
| 4-counties' AVERAGE %       |           | 1.8%      | 1.9%      |



## Population by Race in Goshen Health Communities

Sources: 2000-2010 US Census Bureau, reported via 2012 Purdue HTAP CHNA Data Analysis  
 2012 US Census Population Estimates, reported via 2015 IUSM Dept. of Family Medicine CHNA Data Analysis  
 2016 US Census Bureau Vintage 2016, reported via 2018 IUSM Dept. of Family Medicine CHNA Data Analysis

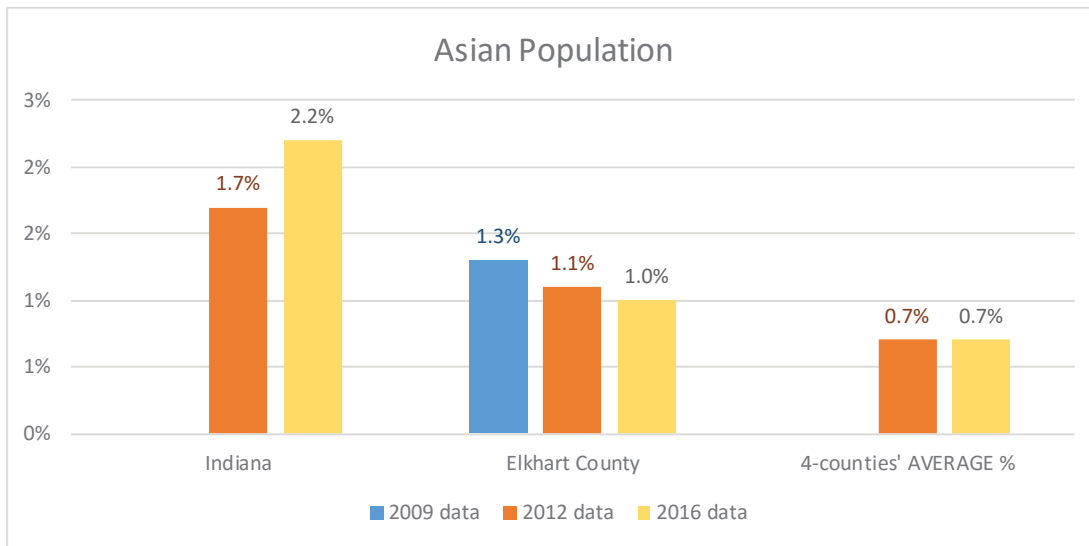
| American Indian / Alaskan Native Populati | 2009 data | 2012 data | 2016 data |
|---|-----------|-----------|-----------|
| Indiana                                   |           | 0.4%      | 0.4%      |
| Elkhart County                            | 0.4%      | 0.6%      | 0.6%      |
| 4-counties' AVERAGE %                     |           | 0.4%      | 0.4%      |



# Population by Race in Goshen Health Communities

Sources: 2000-2010 US Census Bureau, reported via 2012 Purdue HTAP CHNA Data Analysis  
 2012 US Census Population Estimates, reported via 2015 IUSM Dept. of Family Medicine CHNA Data Analysis  
 2016 US Census Bureau Vintage 2016, reported via 2018 IUSM Dept. of Family Medicine CHNA Data Analysis

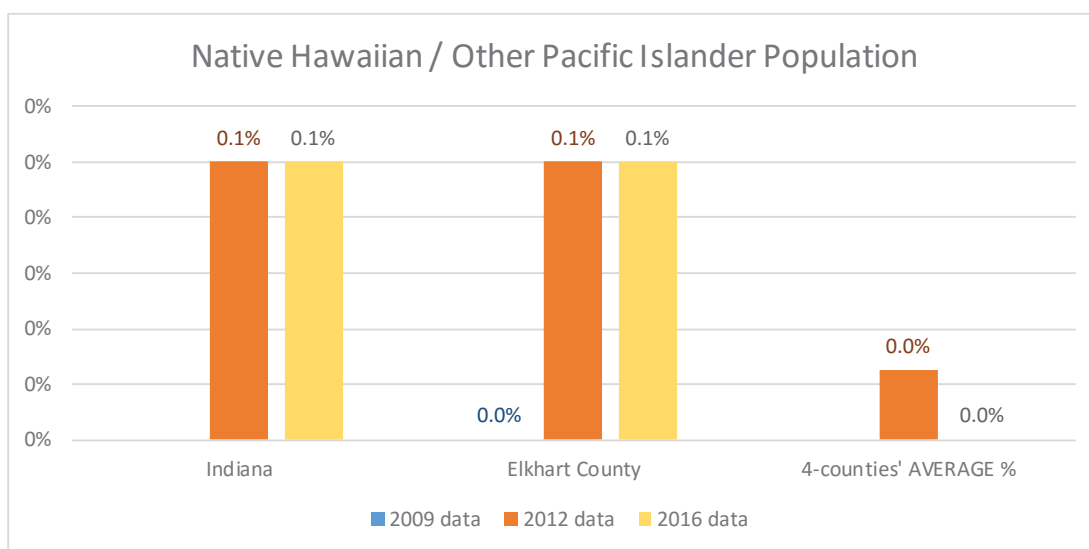
| Asian Population      | 2009 data | 2012 data | 2016 data |
|-----------------------|-----------|-----------|-----------|
| Indiana               |           | 1.7%      | 2.2%      |
| Elkhart County        | 1.3%      | 1.1%      | 1.0%      |
| 4-counties' AVERAGE % |           | 0.7%      | 0.7%      |



## Population by Race in Goshen Health Communities

Sources: 2000-2010 US Census Bureau, reported via 2012 Purdue HTAP CHNA Data Analysis  
 2012 US Census Population Estimates, reported via 2015 IUSM Dept. of Family Medicine CHNA Data Analysis  
 2016 US Census Bureau Vintage 2016, reported via 2018 IUSM Dept. of Family Medicine CHNA Data Analysis

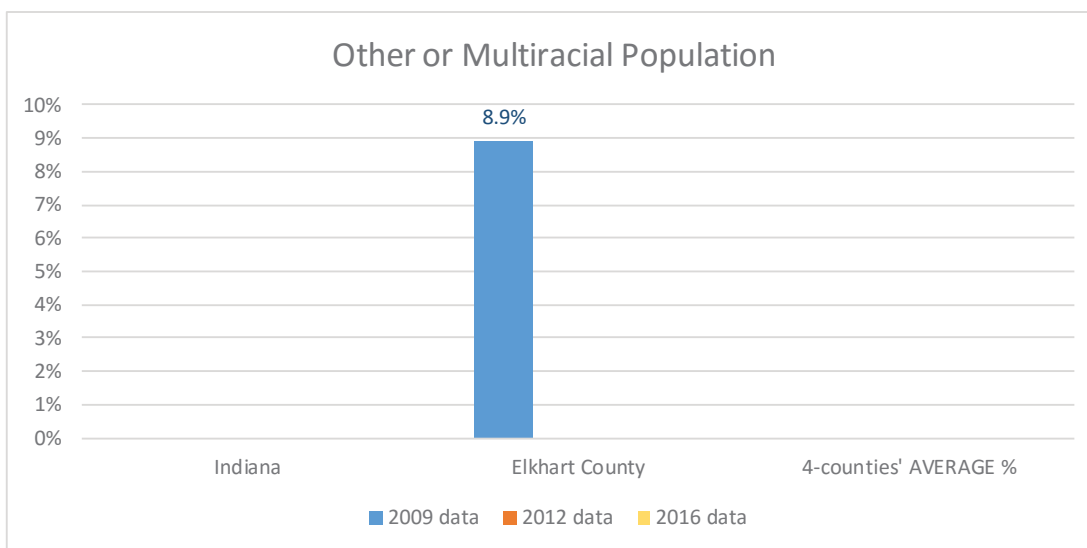
| Native Hawaiian / Other Pacific Islander Pct | 2009 data | 2012 data | 2016 data |
|--|-----------|-----------|-----------|
| Indiana                                      |           | 0.1%      | 0.1%      |
| Elkhart County                               | 0.0%      | 0.1%      | 0.1%      |
| 4-counties' AVERAGE %                        |           | 0.0%      | 0.0%      |



## Population by Race in Goshen Health Communities

Sources: 2000-2010 US Census Bureau, reported via 2012 Purdue HTAP CHNA Data Analysis  
 2012 US Census Population Estimates, reported via 2015 IUSM Dept. of Family Medicine CHNA Data Analysis  
 2016 US Census Bureau Vintage 2016, reported via 2018 IUSM Dept. of Family Medicine CHNA Data Analysis

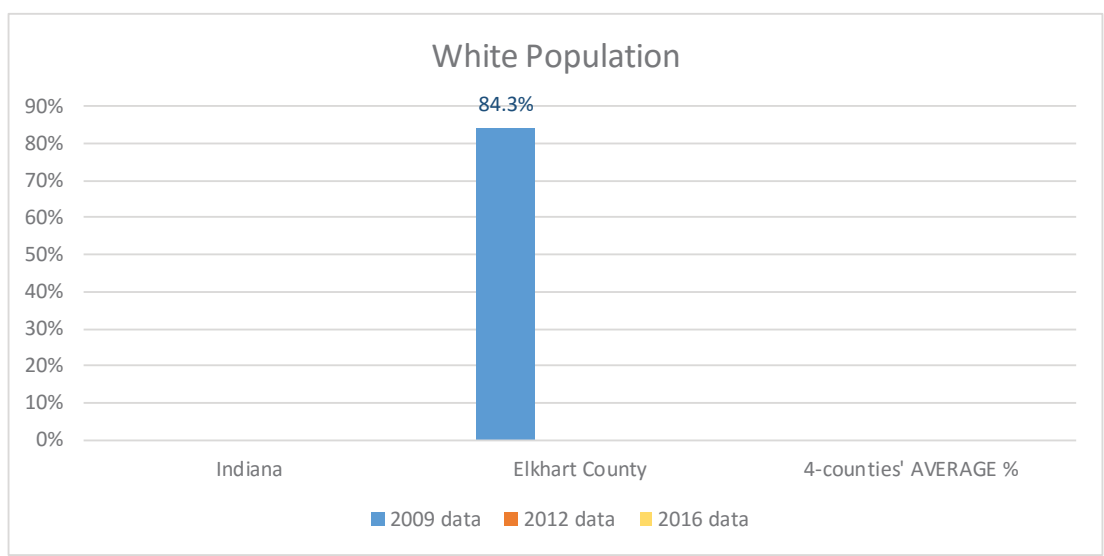
| Other or Multiracial Population | 2009 data | 2012 data | 2016 data |
|---------------------------------|-----------|-----------|-----------|
| Indiana                         |           |           |           |
| Elkhart County                  | 8.9%      |           |           |
| 4-counties' AVERAGE %           |           |           |           |



## Population by Race in Goshen Health Communities

Sources: 2000-2010 US Census Bureau, reported via 2012 Purdue HTAP CHNA Data Analysis  
 2012 US Census Population Estimates, reported via 2015 IUSM Dept. of Family Medicine CHNA Data Analysis  
 2016 US Census Bureau Vintage 2016, reported via 2018 IUSM Dept. of Family Medicine CHNA Data Analysis

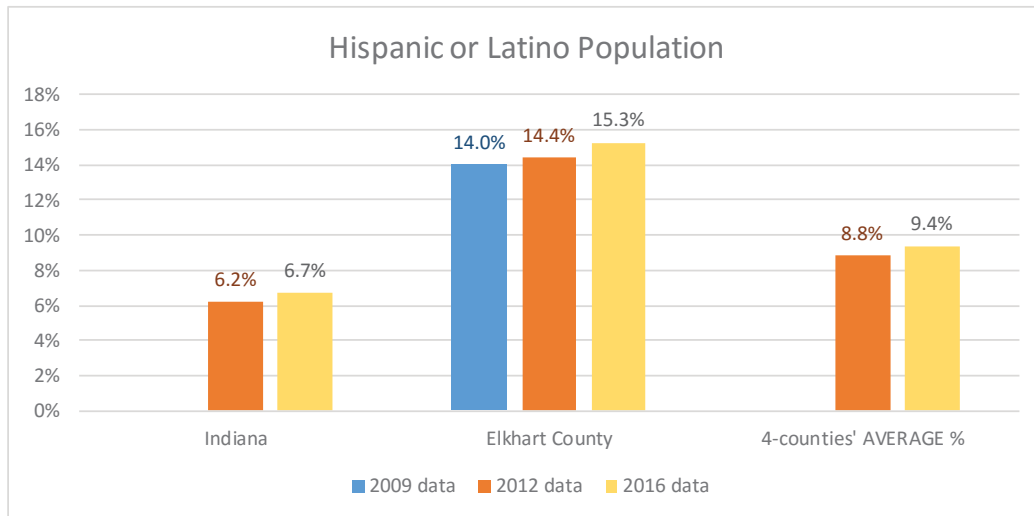
| White Population      | 2009 data | 2012 data | 2016 data |
|-----------------------|-----------|-----------|-----------|
| Indiana               |           |           |           |
| Elkhart County        | 84.3%     |           |           |
| 4-counties' AVERAGE % |           |           |           |



## Population by Ethnicity in Goshen Health Communities

Sources: 2000-2010 US Census Bureau, reported via 2012 Purdue HTAP CHNA Data Analysis  
 2012 US Census Population Estimates, reported via 2015 IUSM Dept. of Family Medicine CHNA Data Analysis  
 2016 US Census Bureau Vintage 2016, reported via 2018 IUSM Dept. of Family Medicine CHNA Data Analysis

| Hispanic or Latino Population | 2009 data | 2012 data | 2016 data |
|-------------------------------|-----------|-----------|-----------|
| Indiana                       |           | 6.2%      | 6.7%      |
| Elkhart County                | 14.0%     | 14.4%     | 15.3%     |
| 4-counties' AVERAGE %         |           | 8.8%      | 9.4%      |



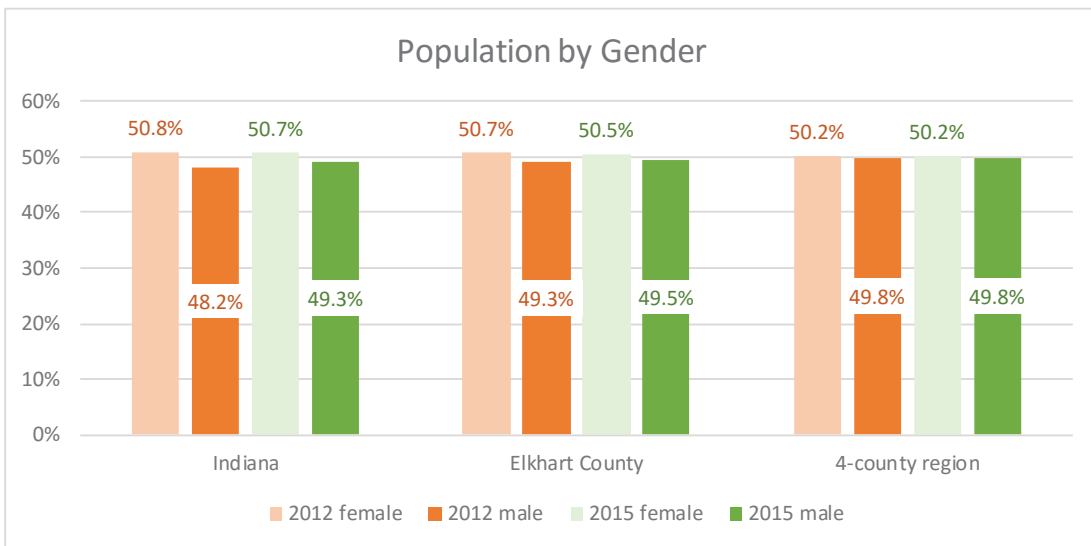
All but LaGrange County have higher percentage of Hispanic population than the state overall. Amish population is not tracked by US Census data, but may be a factor due to concentration of this community in LaGrange County.



# Population by Gender in Goshen Health Communities

Sources: 2000-2010 US Census Bureau, reported via 2012 Purdue HTAP CHNA Data Analysis  
 2012 US Census Population Estimates, reported via 2015 IUSM Dept. of Family Medicine CHNA Data Analysis  
 2016 US Census Bureau Vintage 2016, reported via 2018 IUSM Dept. of Family Medicine CHNA Data Analysis

| Population by Gender | 2012 female | 2012 male | 2015 female | 2015 male |
|----------------------|-------------|-----------|-------------|-----------|
| Indiana              | 50.8%       | 48.2%     | 50.7%       | 49.3%     |
| Elkhart County       | 50.7%       | 49.3%     | 50.5%       | 49.5%     |
| 4-county region      | 50.2%       | 49.8%     | 50.2%       | 49.8%     |





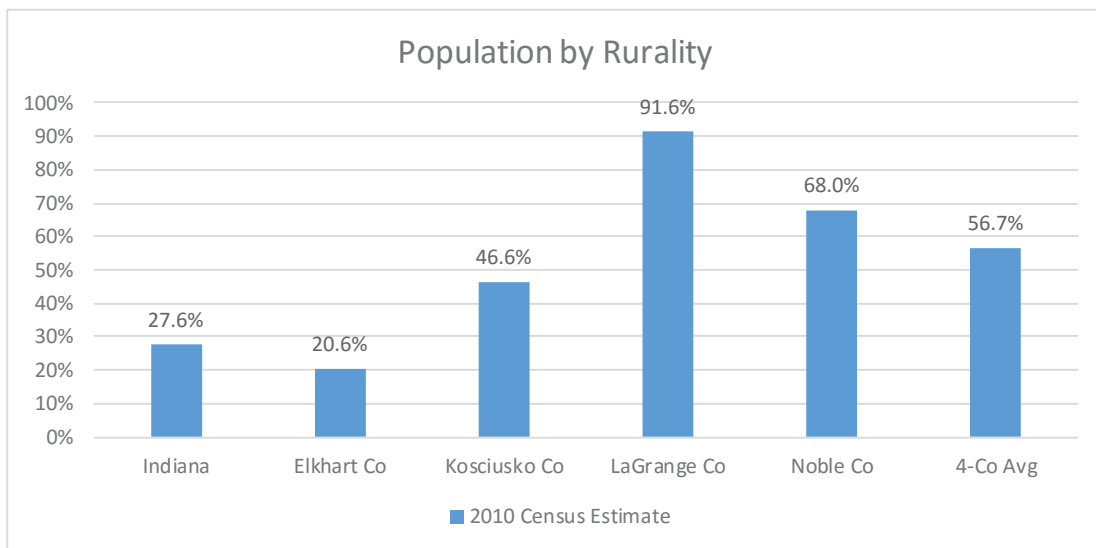
# Population Rurality in Goshen Health Communities

Sources:

2010 US Census Population Estimates, reported via 2015 IUSM Dept. of Family Medicine CHNA Data Analysis

2010 US Census Population Estimates, reported via 2018 IUSM Dept. of Family Medicine CHNA Data Analysis

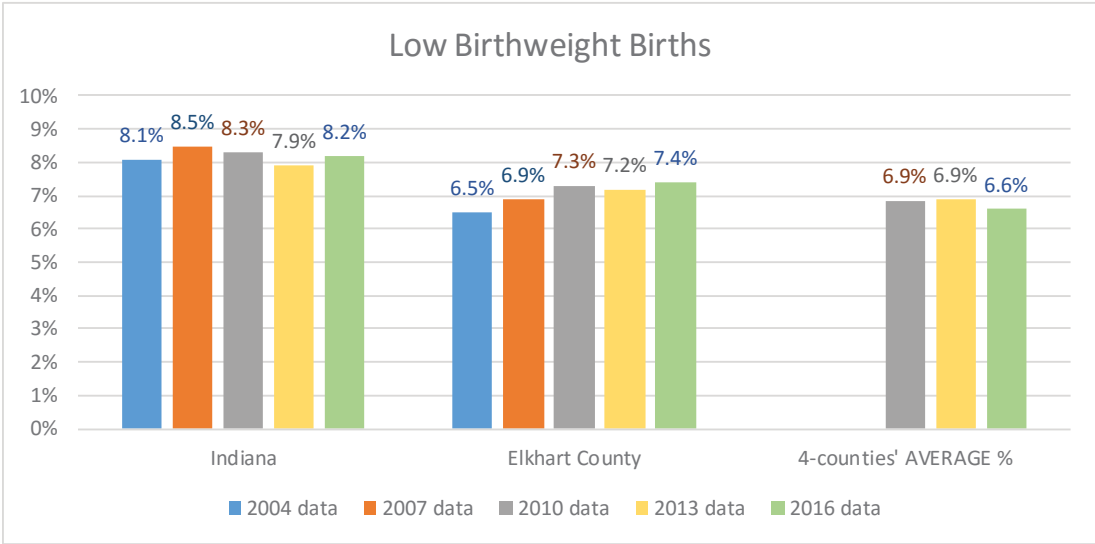
| Population by Rurality | Indiana | Elkhart Co | Kosciusko Co | LaGrange Co | Noble Co | 4-Co Avg |
|------------------------|---------|------------|--------------|-------------|----------|----------|
| 2010 Census Estimate   | 27.6%   | 20.6%      | 46.6%        | 91.6%       | 68.0%    | 56.7%    |



# Low Birthweight Births in Goshen Health Communities

Sources: 2003-2007 Indiana State Dept. of Health, reported via 2012 Purdue HTAP CHNA Data Analysis  
 2005-2011 Natl Ctr for Health Statistics, reported via 2015 IUSM Dept. of Family Medicine CHNA Data Analysis  
 2008-2014 Natl Ctr for Health Statistics, reported via 2018 IUSM Dept. of Family Medicine CHNA Data Analysis

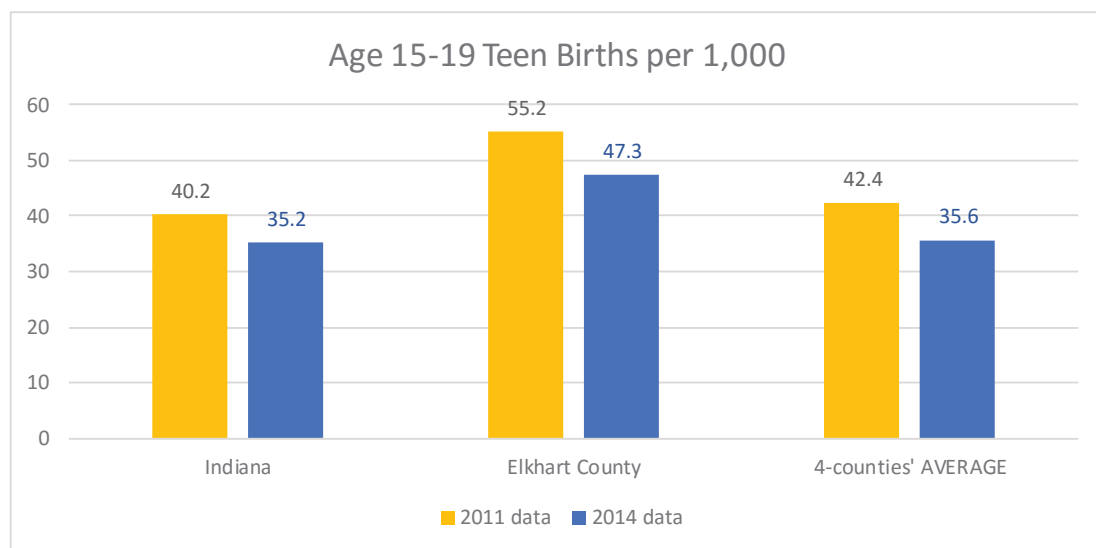
| Low Birthweight Births | 2004 data | 2007 data | 2010 data | 2013 data | 2016 data |
|------------------------|-----------|-----------|-----------|-----------|-----------|
| Indiana                | 8.1%      | 8.5%      | 8.3%      | 7.9%      | 8.2%      |
| Elkhart County         | 6.5%      | 6.9%      | 7.3%      | 7.2%      | 7.4%      |
| 4-counties' AVERAGE %  |           |           | 6.9%      | 6.9%      | 6.6%      |



## Teen Birth Rates in Goshen Health Communities

Sources: 2005-2011 Nat'l Ctr for Health Statistics, reported via 2015 IUSM Dept. of Family Medicine CHNA Data Analysis  
 2008-2014 Nat'l Ctr for Health Statistics, reported via 2018 IUSM Dept. of Family Medicine CHNA Data Analysis early version

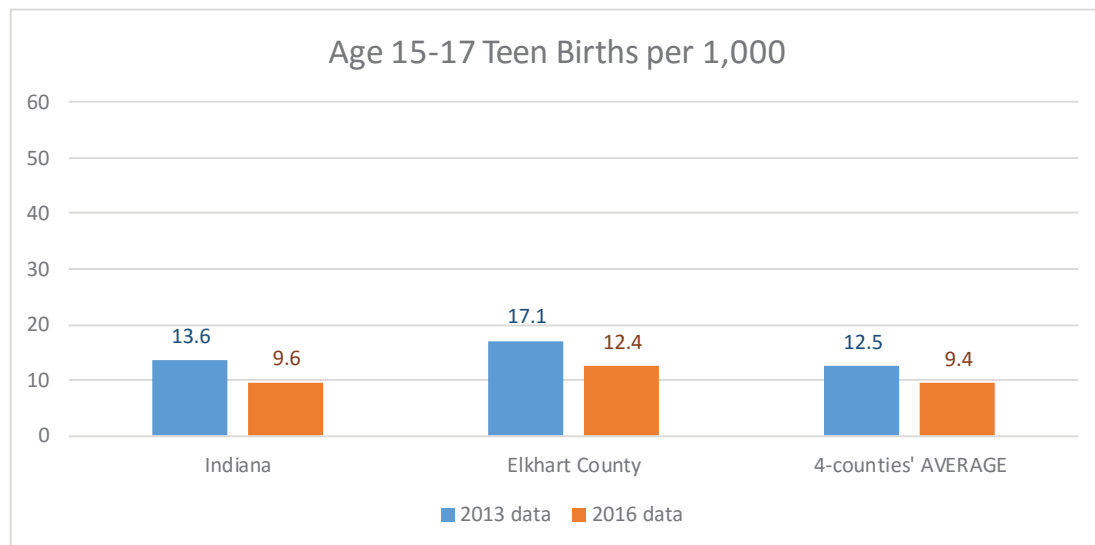
| Age 15-19 Teen Births per 1,000 | 2011 data | 2014 data |
|---------------------------------|-----------|-----------|
| Indiana                         | 40.2      | 35.2      |
| Elkhart County                  | 55.2      | 47.3      |
| 4-counties' AVERAGE             | 42.4      | 35.6      |



## Teen Birth Rates in Goshen Health Communities

Source: 2008-2014 Nat'l Ctr for Health Statistics, reported via 2018 IUSM Dept. of Family Medicine CHNA Data Analysis

| Age 15-17 Teen Births per 1,000 | 2013 data | 2016 data |
|---------------------------------|-----------|-----------|
| Indiana                         | 13.6      | 9.6       |
| Elkhart County                  | 17.1      | 12.4      |
| 4-counties' AVERAGE             | 12.5      | 9.4       |



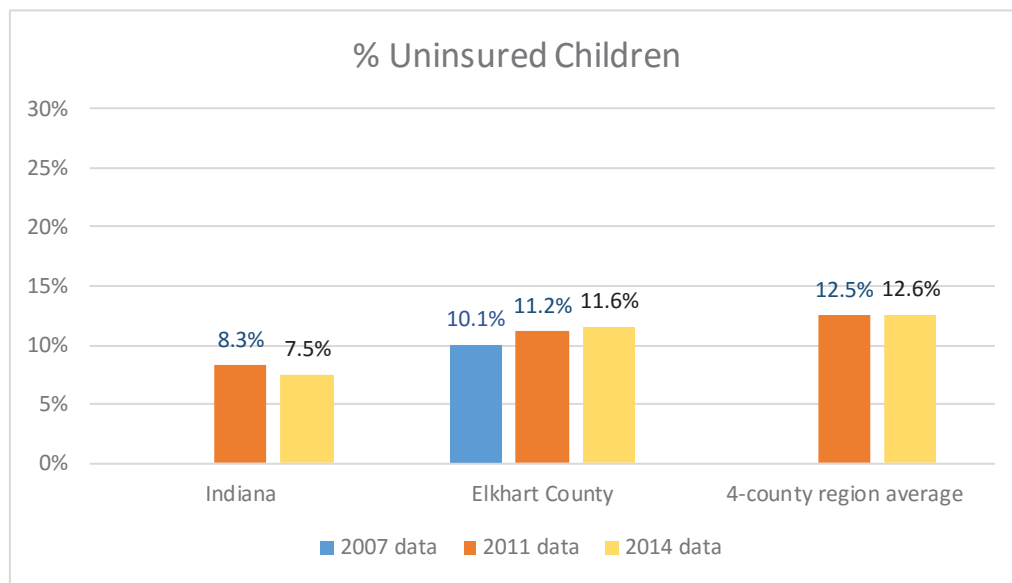
Modified view examines younger segment of teen births.



# Uninsuredness in Goshen Health Communities

Sources: 2007 Dept. of Commerce, reported via 2012 Purdue HTAP CHNA Data Analysis  
 2011 Small Area Health Insurance Estimates, reported via 2015 IUSM Dept. of Family Medicine CHNA Data Analysis  
 2014 Small Area Health Insurance Estimates, reported via 2018 IUSM Dept. of Family Medicine CHNA Data Analysis

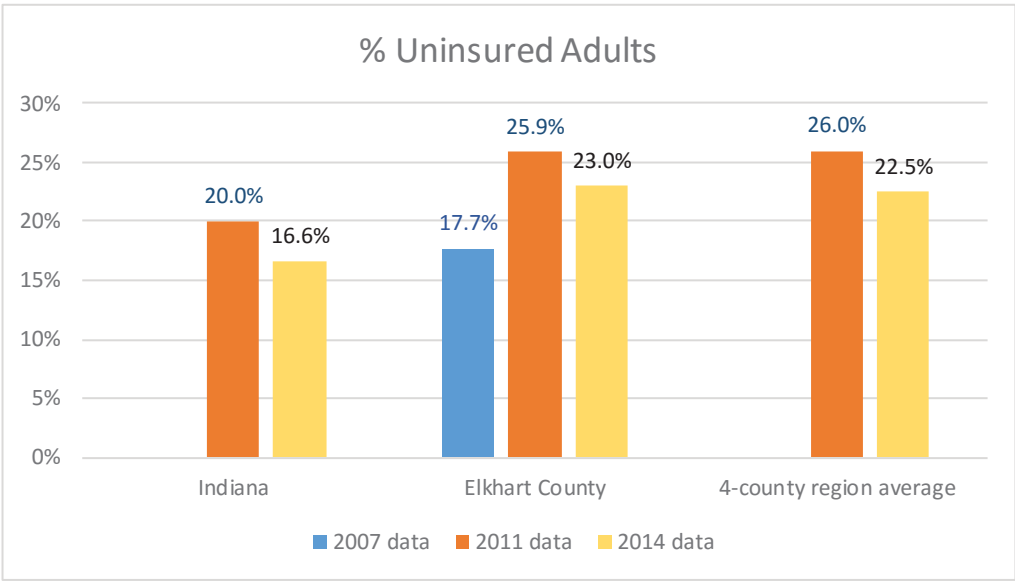
| % Uninsured Children    | 2007 data | 2011 data | 2014 data |
|-------------------------|-----------|-----------|-----------|
| Indiana                 |           | 8.3%      | 7.5%      |
| Elkhart County          | 10.1%     | 11.2%     | 11.6%     |
| 4-county region average |           | 12.5%     | 12.6%     |



# Uninsuredness in Goshen Health Communities

Sources: 2007 Dept. of Commerce, reported via 2012 Purdue HTAP CHNA Data Analysis  
 2011 Small Area Health Insurance Estimates, reported via 2015 IUSM Dept. of Family Medicine CHNA Data Analysis  
 2014 Small Area Health Insurance Estimates, reported via 2018 IUSM Dept. of Family Medicine CHNA Data Analysis

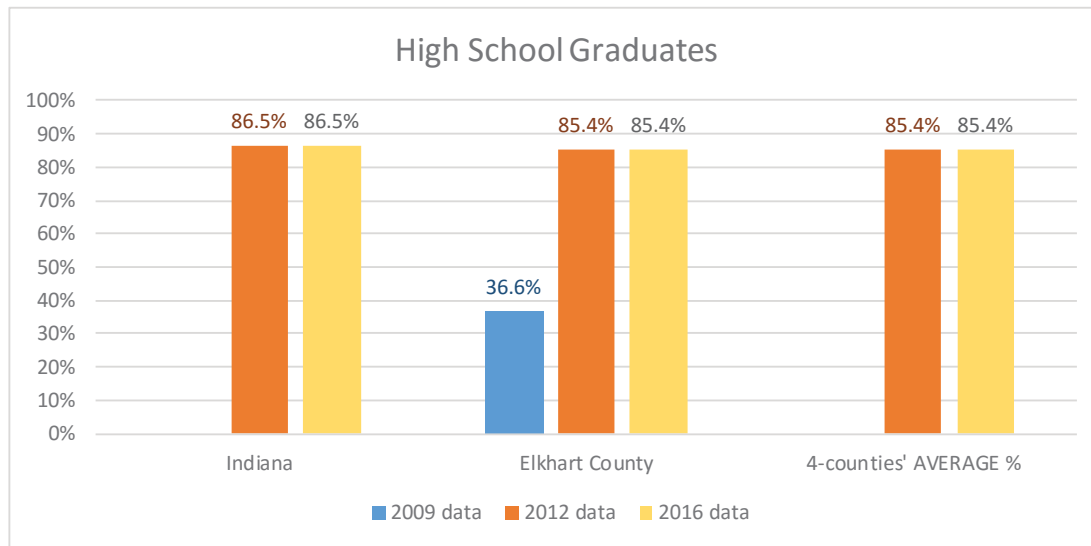
| % Uninsured Adults      | 2007 data | 2011 data | 2014 data |
|-------------------------|-----------|-----------|-----------|
| Indiana                 |           | 20.0%     | 16.6%     |
| Elkhart County          | 17.7%     | 25.9%     | 23.0%     |
| 4-county region average |           | 26.0%     | 22.5%     |



## Education Levels in Goshen Health Communities

Sources: 2009 US Census Bureau, reported via 2012 Purdue HTAP CHNA Data Analysis  
 2012 Data.gov, reported via 2015 IUSM Dept. of Family Medicine CHNA Data Analysis  
 2014-15 EDFacts, reported via 2018 IUSM Dept. of Family Medicine CHNA Data Analysis

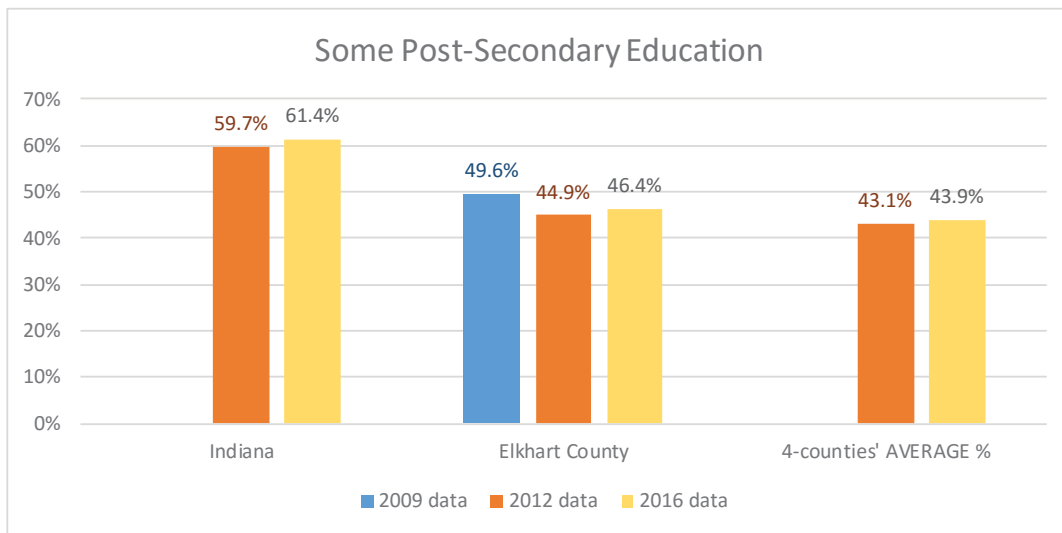
| High School Graduates | 2009 data | 2012 data | 2016 data |
|-----------------------|-----------|-----------|-----------|
| Indiana               |           | 86.5%     | 86.5%     |
| Elkhart County        | 36.6%     | 85.4%     | 85.4%     |
| 4-counties' AVERAGE % |           | 85.4%     | 85.4%     |



# Education Levels in Goshen Health Communities

Sources: 2009 US Census Bureau, reported via 2012 Purdue HTAP CHNA Data Analysis  
 2008-2012 American Community Survey, reported via 2015 IUSM Dept. of Family Medicine CHNA Data Analysis  
 2011-2015 American Community Survey, reported via 2018 IUSM Dept. of Family Medicine CHNA Data Analysis

| Some Post-Secondary Education | 2009 data | 2012 data | 2016 data |
|-------------------------------|-----------|-----------|-----------|
| Indiana                       |           | 59.7%     | 61.4%     |
| Elkhart County                | 49.6%     | 44.9%     | 46.4%     |
| 4-counties' AVERAGE %         |           | 43.1%     | 43.9%     |



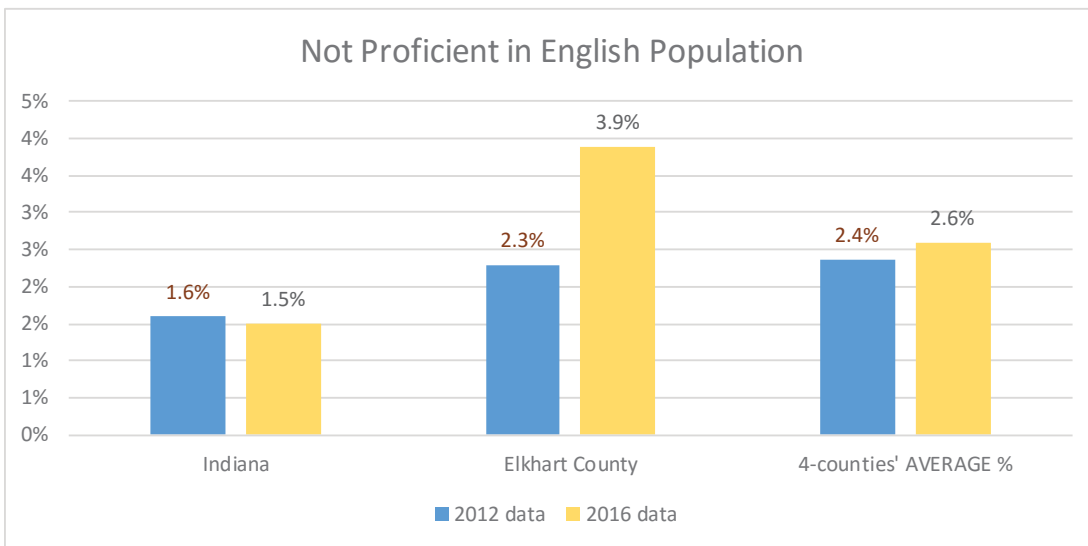


# English Proficiency in Goshen Health Communities

Sources:

2008-2012 American Community Survey, reported via 2015 IUSM Dept. of Family Medicine CHNA Data Analysis  
 2011-2015 American Community Survey, reported via 2018 IUSM Dept. of Family Medicine CHNA Data Analysis

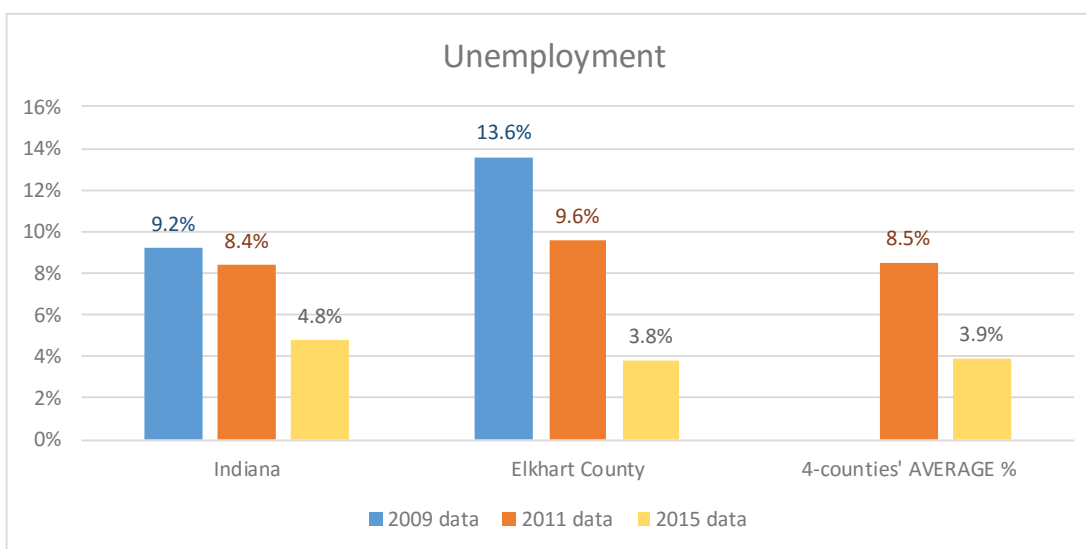
| Not Proficient in English Population | 2012 data | 2016 data |
|--------------------------------------|-----------|-----------|
| Indiana                              | 1.6%      | 1.5%      |
| Elkhart County                       | 2.3%      | 3.9%      |
| 4-counties' AVERAGE %                | 2.4%      | 2.6%      |



# Unemployment in Goshen Health Communities

Sources: 2010 US Bureau of Economic Analysis, reported via 2012 Purdue HTAP CHNA Data Analysis  
 2012 Bureau of Labor Statistics, reported via 2015 IUSM Dept. of Family Medicine CHNA Data Analysis  
 2015 Bureau of Labor Statistics, reported via 2018 IUSM Dept. of Family Medicine CHNA Data Analysis

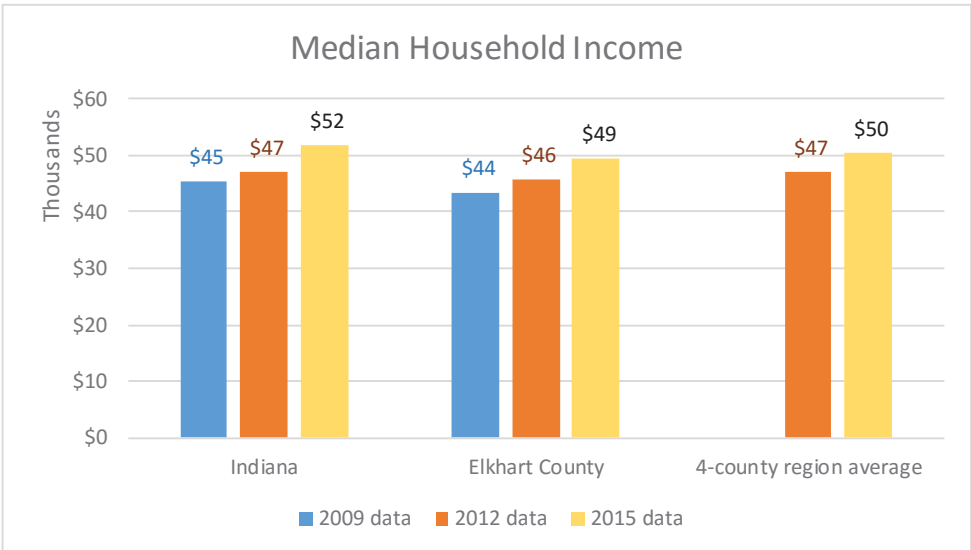
| Unemployment          | 2009 data | 2011 data | 2015 data |
|-----------------------|-----------|-----------|-----------|
| Indiana               | 9.2%      | 8.4%      | 4.8%      |
| Elkhart County        | 13.6%     | 9.6%      | 3.8%      |
| 4-counties' AVERAGE % |           | 8.5%      | 3.9%      |



# Median Household Income in Goshen Health Communities

Sources: 2010 US Bureau of Economic Analysis, reported via 2012 Purdue HTAP CHNA Data Analysis  
 2012 Small Area Income and Poverty Estimates, reported via 2015 IUSM Dept. of Family Medicine CHNA Data Analysis  
 2015 Small Area Income and Poverty Estimates, reported via 2018 IUSM Dept. of Family Medicine CHNA Data Analysis

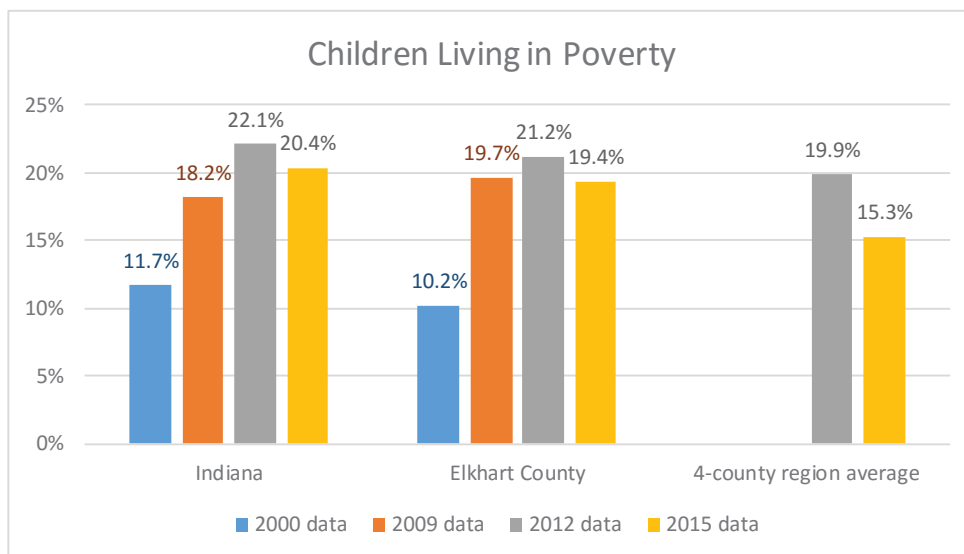
| Median Household Income | 2009 data | 2012 data | 2015 data |
|-------------------------|-----------|-----------|-----------|
| Indiana                 | \$ 45,427 | \$ 46,954 | \$ 51,721 |
| Elkhart County          | \$ 43,531 | \$ 45,806 | \$ 49,448 |
| 4-county region average |           | \$ 47,005 | \$ 50,439 |



# Children Living in Poverty in Goshen Health Communities

Sources: 2000, 2009 US Census Bureau, reported via 2012 Purdue HTAP CHNA Data Analysis  
 2012 Small Area Income and Poverty Estimates, reported via 2015 IUSM Dept. of Family Medicine CHNA Data Analysis  
 2012 Small Area Income and Poverty Estimates, reported via 2018 IUSM Dept. of Family Medicine CHNA Data Analysis

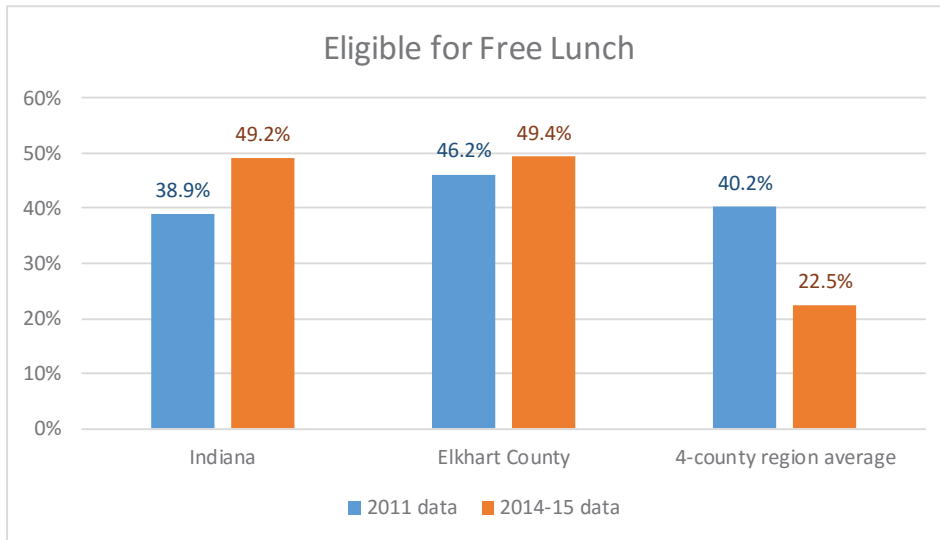
| Children Living in Poverty | 2000 data | 2009 data | 2012 data | 2015 data |
|----------------------------|-----------|-----------|-----------|-----------|
| Indiana                    | 11.7%     | 18.2%     | 22.1%     | 20.4%     |
| Elkhart County             | 10.2%     | 19.7%     | 21.2%     | 19.4%     |
| 4-county region average    |           |           | 19.9%     | 15.3%     |



# Children Eligible for Free Lunch in Goshen Health Communities

Sources: 2011 National Center for Education Statistics, reported via 2015 IUSM Dept. of Family Medicine CHNA Data Analysis  
 2014-15 National Center for Education Statistics, reported via 2018 IUSM Dept. of Family Medicine CHNA Data Analysis

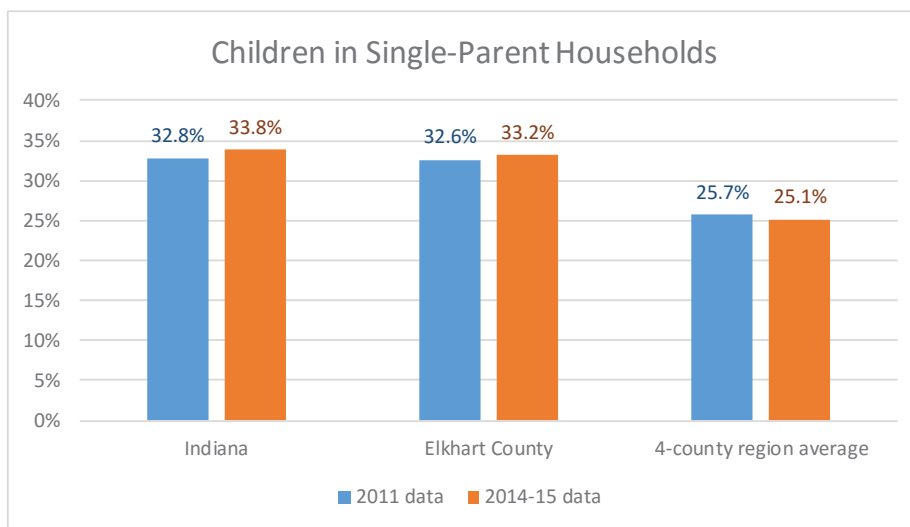
| Eligible for Free Lunch | 2011 data | 2014-15 data |
|-------------------------|-----------|--------------|
| Indiana                 | 38.9%     | 49.2%        |
| Elkhart County          | 46.2%     | 49.4%        |
| 4-county region average | 40.2%     | 22.5%        |



## Children of Single-Parent Households in Goshen Health Communities

Sources: 2008-2012 American Community Survey, reported via 2015 IUSM Dept. of Family Medicine CHNA Data Analysis  
 2011-2015 American Community Survey, reported via 2018 IUSM Dept. of Family Medicine CHNA Data Analysis

| Children in Single-Parent H | 2011 data | 2014-15 data |
|-----------------------------|-----------|--------------|
| Indiana                     | 32.8%     | 33.8%        |
| Elkhart County              | 32.6%     | 33.2%        |
| 4-county region average     | 25.7%     | 25.1%        |





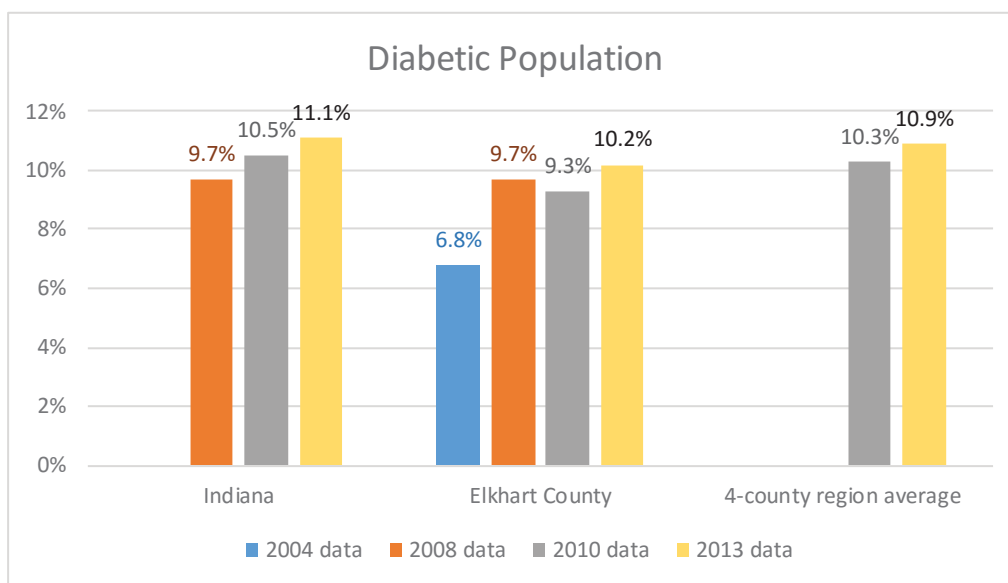
# Population Morbidity



# Diabetes Prevalence in Goshen Health Communities

Sources: 2008 CDC estimates, reported via 2012 Purdue HTAP CHNA Data Analysis  
 2011 Dartmouth Atlas of Health Care, reported via 2015 IUSM Dept. of Family Medicine CHNA Data Analysis  
 2013 CDC Diabetes Interactive Atlas, reported via 2018 IUSM Dept. of Family Medicine CHNA Data Analysis

| Diabetic Population     | 2004 data | 2008 data | 2010 data | 2013 data |
|-------------------------|-----------|-----------|-----------|-----------|
| Indiana                 |           | 9.7%      | 10.5%     | 11.1%     |
| Elkhart County          | 6.8%      | 9.7%      | 9.3%      | 10.2%     |
| 4-county region average |           |           | 10.3%     | 10.9%     |



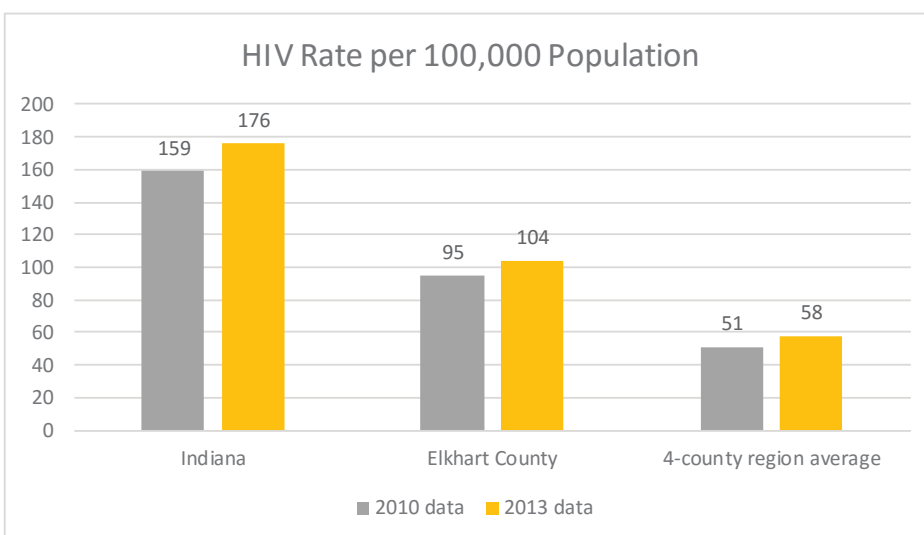


## HIV Prevalence in Goshen Health Communities

Sources:

2010 Natl Ctr for HIV/AIDS, Viral Hep, STD and TB Prevention, reported via 2015 IUSM Dept. of Family Medicine CHNA Data Analysis  
 2013 Nation HIV Surveillance System, reported via 2018 IUSM Dept. of Family Medicine CHNA Data Analysis

| HIV Rate per 100,000 Population | 2010 data | 2013 data |
|---------------------------------|-----------|-----------|
| Indiana                         | 159       | 176       |
| Elkhart County                  | 95        | 104       |
| 4-county region average         | 51        | 58        |

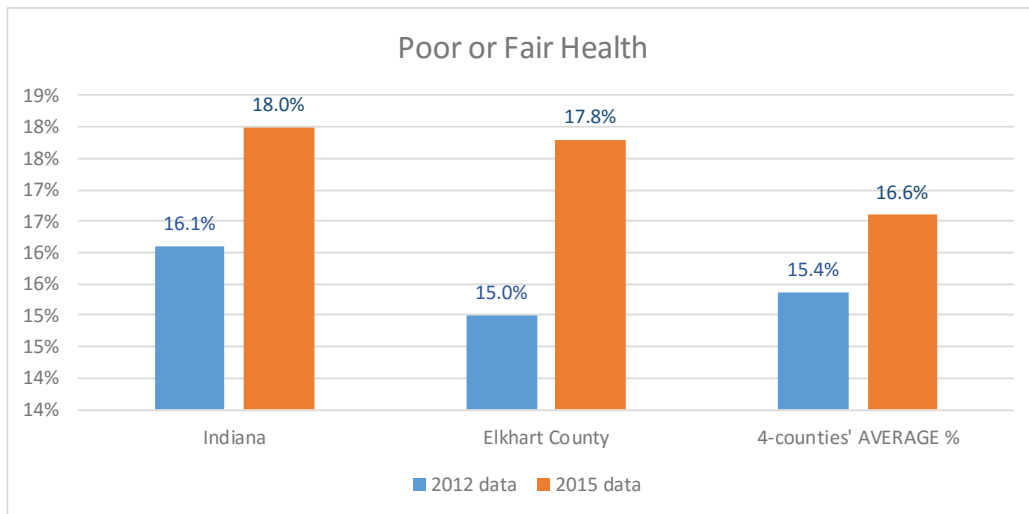


# Self-Reported Poor or Fair Health in Goshen Health Communities

Sources:

2006-2012 Behavioral Risk Factor Surveillance, reported via 2015 IUSM Dept. of Family Medicine CHNA Data Analysis  
 2015 Behavioral Risk Factor Surveillance, reported via 2018 IUSM Dept. of Family Medicine CHNA Data Analysis

| Poor or Fair Health   | 2012 data | 2015 data |
|-----------------------|-----------|-----------|
| Indiana               | 16.1%     | 18.0%     |
| Elkhart County        | 15.0%     | 17.8%     |
| 4-counties' AVERAGE % | 15.4%     | 16.6%     |

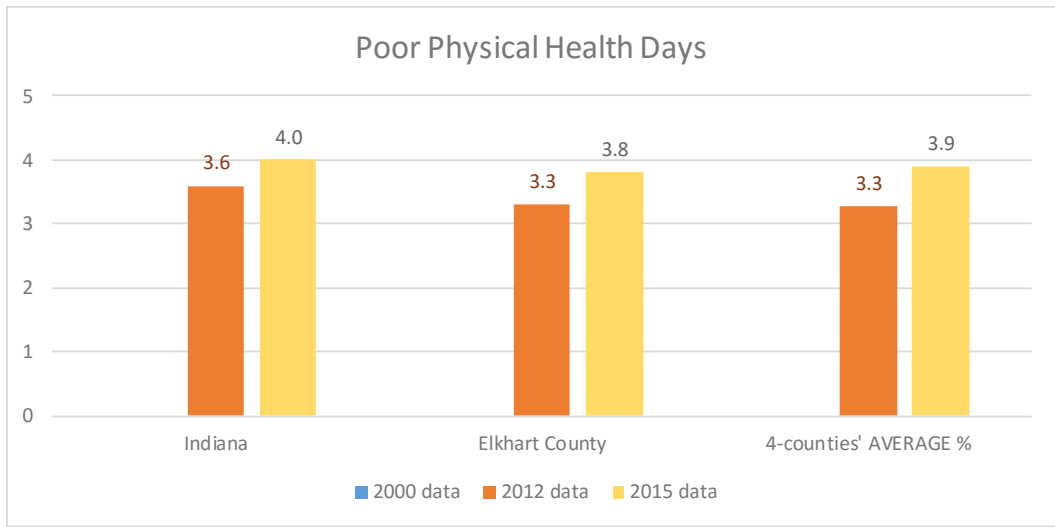


# Self-Reported Poor Physical Health Days in Goshen Health Communities

Sources:

2006-2012 Behavioral Risk Factor Surveillance, reported via 2015 IUSM Dept. of Family Medicine CHNA Data Analysis  
 2015 Behavioral Risk Factor Surveillance, reported via 2018 IUSM Dept. of Family Medicine CHNA Data Analysis

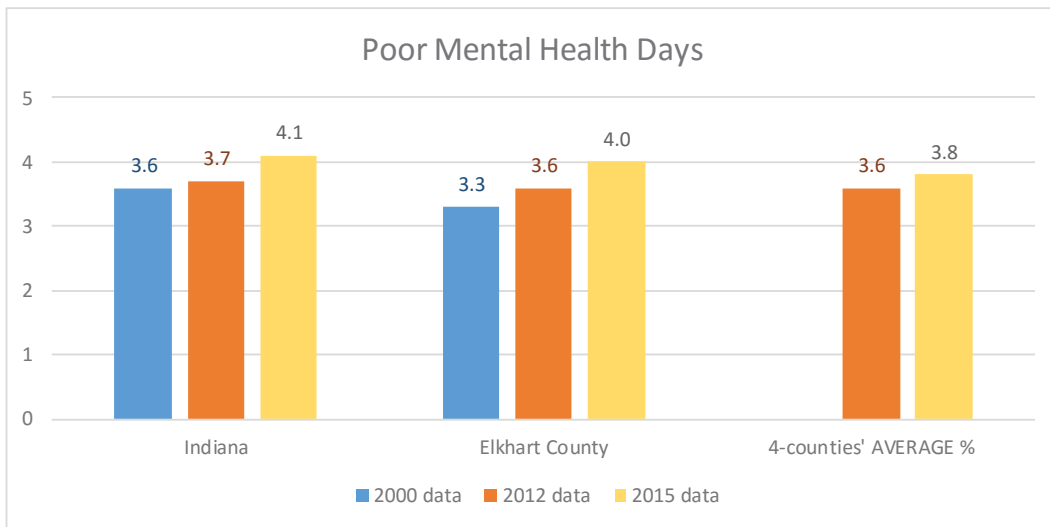
| Poor Physical Health Days | 2000 data | 2012 data | 2015 data |
|---------------------------|-----------|-----------|-----------|
| Indiana                   |           | 3.6       | 4.0       |
| Elkhart County            |           | 3.3       | 3.8       |
| 4-counties' AVERAGE %     |           | 3.3       | 3.9       |



## Self-Reported Poor Mental Health Days in Goshen Health Communities

Sources: Univ. of Wisconsin County Health Rankings, reported via 2012 Purdue HTAP CHNA Data Analysis  
 2006-2012 Behavioral Risk Factor Surveillance, reported via 2015 IUSM Dept. of Family Medicine CHNA Data Analysis  
 2015 Behavioral Risk Factor Surveillance, reported via 2018 IUSM Dept. of Family Medicine CHNA Data Analysis

| Poor Mental Health Days | 2000 data | 2012 data | 2015 data |
|-------------------------|-----------|-----------|-----------|
| Indiana                 | 3.6       | 3.7       | 4.1       |
| Elkhart County          | 3.3       | 3.6       | 4.0       |
| 4-counties' AVERAGE %   |           | 3.6       | 3.8       |



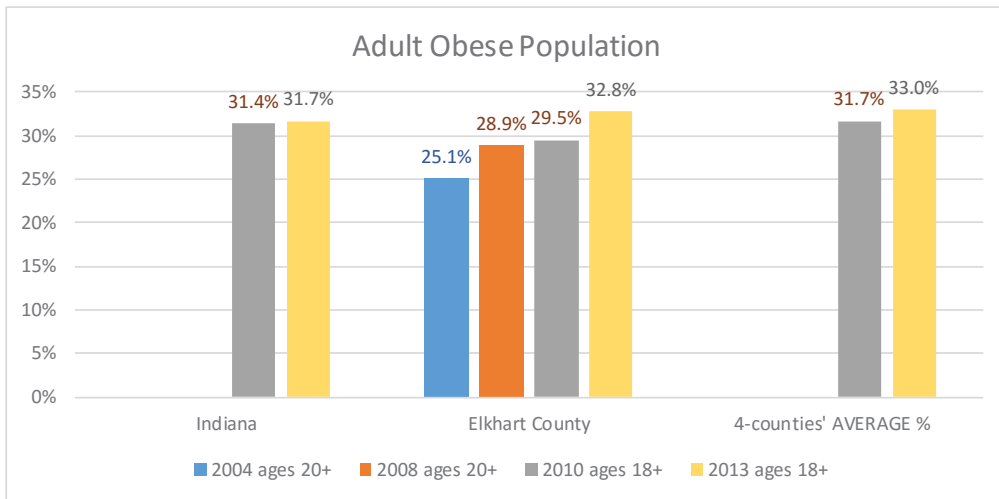
2012 CHNA study: Estimates provided are based on responses to the question: “Thinking about your mental health, which includes stress, depression, and problems with emotions, for how many days during the past 30 days was your mental health not good?”



# Obesity in Goshen Health Communities

Sources: 2004, 2008 CDC, reported via 2012 Purdue HTAP CHNA Data Analysis  
 2010 Nat'l Ctr for Chronic Disease Prevention and Health Promotion, reported via 2015 IUSM Dept. of Family Medicine CHNA Data Analysis  
 2013 CDC Diabetes Interactive Atlas, reported via 2018 IUSM Dept. of Family Medicine CHNA Data Analysis

| Adult Obese Population | 2004 ages 20+ | 2008 ages 20+ | 2010 ages 18+ 13 ages 18+ | 2013 ages 18+ |
|------------------------|---------------|---------------|---------------------------|---------------|
| Indiana                |               |               | 31.4%                     | 31.7%         |
| Elkhart County         | 25.1%         | 28.9%         | 29.5%                     | 32.8%         |
| 4-counties' AVERAGE %  |               |               | 31.7%                     | 33.0%         |

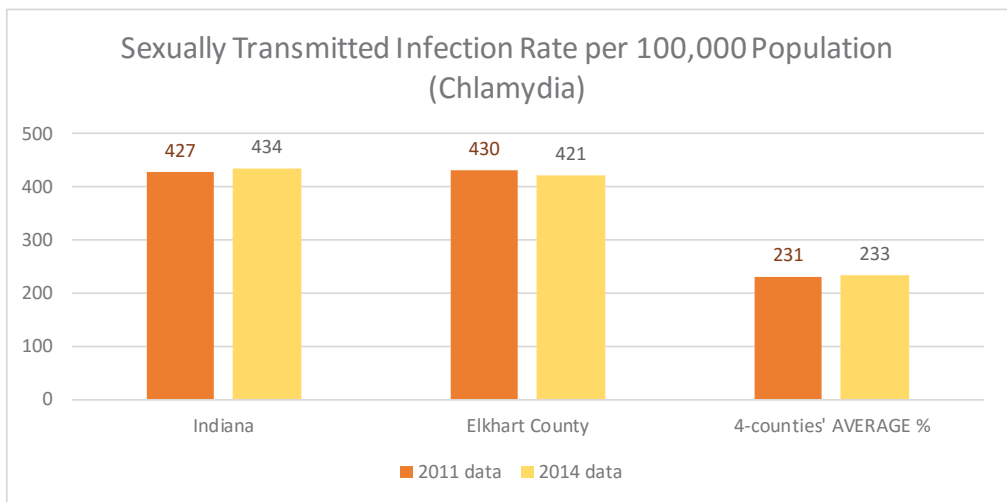


# Sexually Transmitted Infection Rate in Goshen Health Communities

Sources:

2011 Nat'l Ctr for HIV/AIDS, Viral Hep, STD and TB Prevention, reported via 2015 IUSM Dept. of Family Medicine CHNA Data Analysis  
 2014 Nat'l Ctr for HIV/AIDS, Viral Hep, STD and TB Prevention, reported via 2018 IUSM Dept. of Family Medicine CHNA Data Analysis

| Sexually Transmitted Infection Rate per 100,000 Populat | 2011 data | 2014 data |
|---|-----------|-----------|
| Indiana   | 427       | 434       |
| Elkhart County  | 430       | 421       |
| 4-counties' AVERAGE %                                   | 231       | 233       |





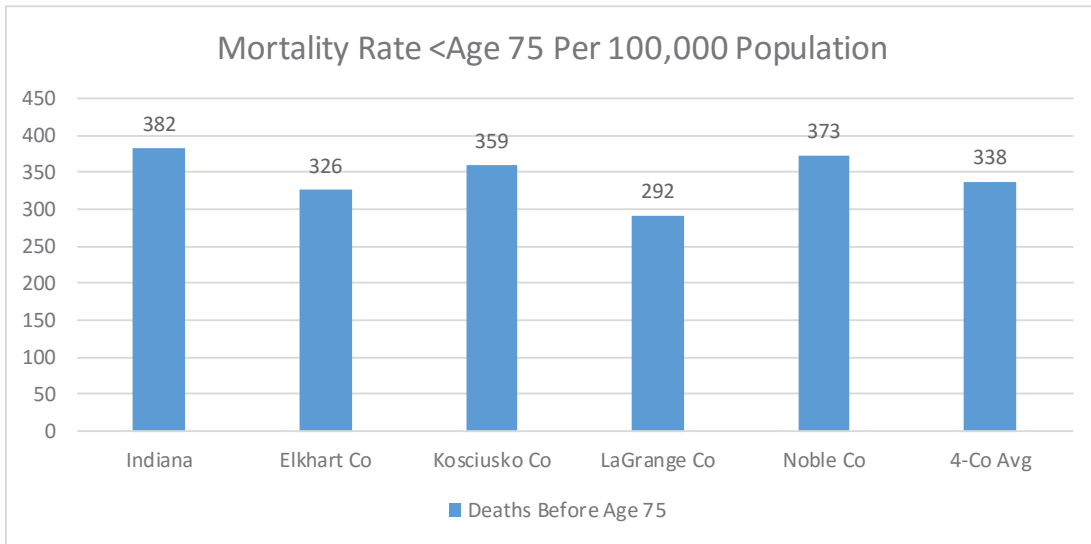
# Population Mortality



# Premature Death in Goshen Health Communities

Sources: 2008-2010 Nat'l Ctr for Health Statistics, reported via 2015 IUSM Dept. of Family Medicine CHNA Data Analysis

| Mortality Rate <Age 75 Per<br>Deaths Before Age 75 | Indiana | Elkhart Co | Kosciusko Co | LaGrange Co | Noble Co | 4-Co Avg |
|--|---------|------------|--------------|-------------|----------|----------|
|  | 382     | 326        | 359          | 292         | 373      | 338      |

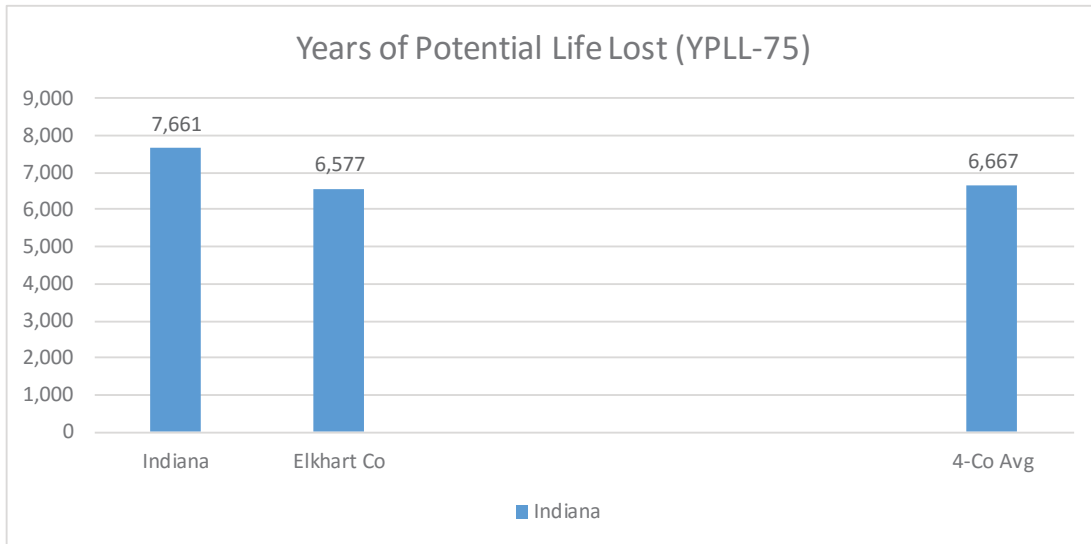




# Years of Potential Life Lost in Goshen Health Communities

Sources: 2012-2014 CDC WONDER mortality data, reported via 2018 IUSM Dept. of Family Medicine CHNA Data Analysis

| Years of Potential Life Lost | Indiana | Elkhart Co | 4-Co Avg |
|------------------------------|---------|------------|----------|
| Indiana                      | 7,661   | 6,577      | 6,667    |



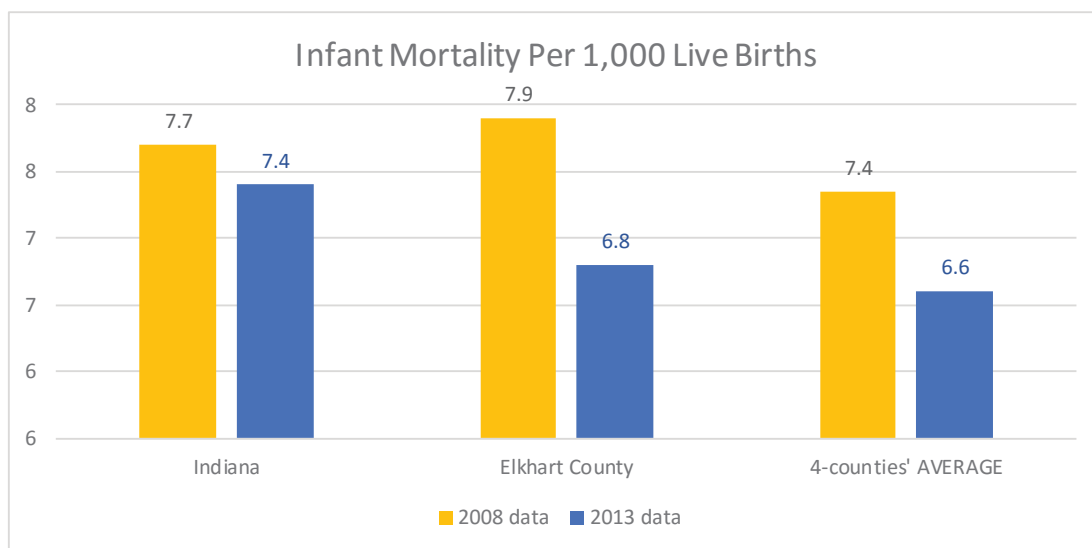
2018 CHNA study: The YPLL-75 metric more accurately illustrates the societal impact of premature death by highlighting mortality attributed to younger persons. For example, a death occurring at age 15 accounts for 60 years of life lost while a death occurring at age 70 factors in only 5 years of life lost by comparison. (i.e., opioid crisis elevating deaths of youth drives up YPLL-75 rates)



## Infant Mortality in Goshen Health Communities

Sources: 2002-2008 Health Indicators Warehouse, reported via 2015 IUSM Dept. of Family Medicine CHNA Data Analysis  
2007-2013 Health Indicators Warehouse, reported via 2018 IUSM Dept. of Family Medicine CHNA Data Analysis

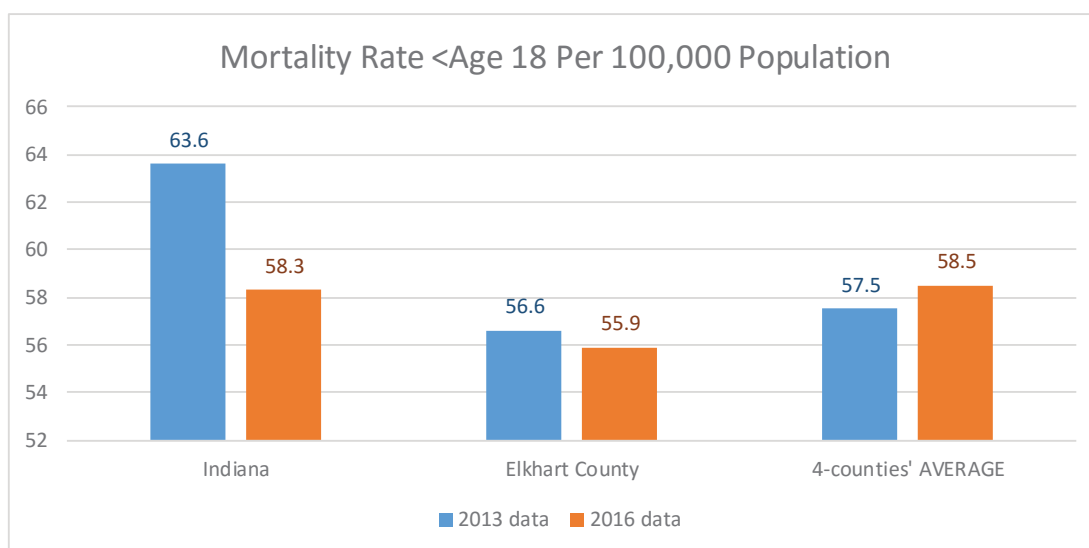
| Infant Mortality Per 1,000 Live Births | 2008 data | 2013 data |
|--|-----------|-----------|
| Indiana                                | 7.7       | 7.4       |
| Elkhart County                         | 7.9       | 6.8       |
| 4-counties' AVERAGE                    | 7.4       | 6.6       |



## Child Mortality in Goshen Health Communities

Sources: 2007-2010 CDC WONDER mortality data, reported via 2015 IUSM Dept. of Family Medicine CHNA Data Analysis  
2012-2015 CDC WONDER mortality data, reported via 2018 IUSM Dept. of Family Medicine CHNA Data Analysis

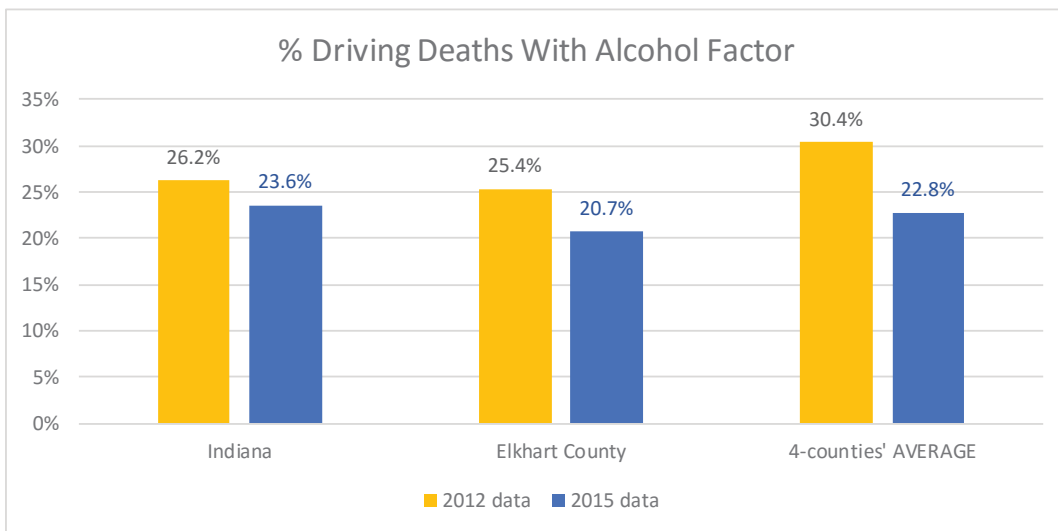
| Mortality Rate <Age 18 Per 100,000 Popula | 2013 data | 2016 data |
|---|-----------|-----------|
| Indiana                                   | 63.6      | 58.3      |
| Elkhart County                            | 56.6      | 55.9      |
| 4-counties' AVERAGE                       | 57.5      | 58.5      |



# Alcohol-Impaired Driving Deaths in Goshen Health Communities

Sources: 2008-2012 Fatality Analysis Reporting System, reported via 2015 IUSM Dept. of Family Medicine CHNA Data Analysis  
 2011-2015 Fatality Analysis Reporting System, reported via 2018 IUSM Dept. of Family Medicine CHNA Data Analysis

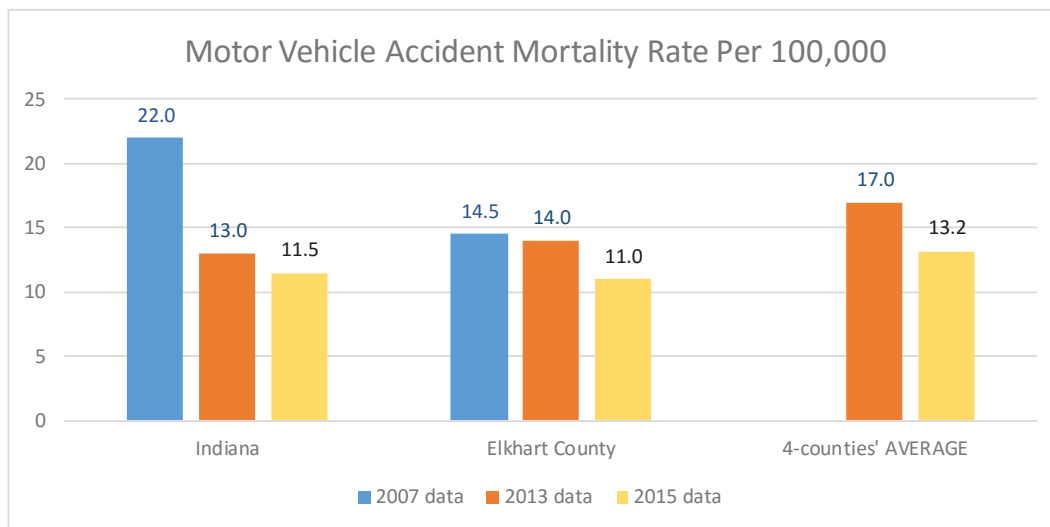
| % Driving Deaths With Alcohol Factor | 2012 data | 2015 data |
|--------------------------------------|-----------|-----------|
| Indiana                              | 26.2%     | 23.6%     |
| Elkhart County                       | 25.4%     | 20.7%     |
| 4-counties' AVERAGE                  | 30.4%     | 22.8%     |



## Motor Vehicle Accident Mortality Rates in Goshen Health Communities

Sources: 2007 Indiana Mortality Report, ISDH Epidemiology Resource Ctr, reported via 2012 Purdue HTAP CHNA Data Analysis  
 2004-2010 Nat'l Ctr for Health Statistics, reported via 2015 IUSM Dept. of Family Medicine CHNA Data Analysis  
 2013-2015 CDC WONDER mortality data, reported via 2018 IUSM Dept. of Family Medicine CHNA Data Analysis

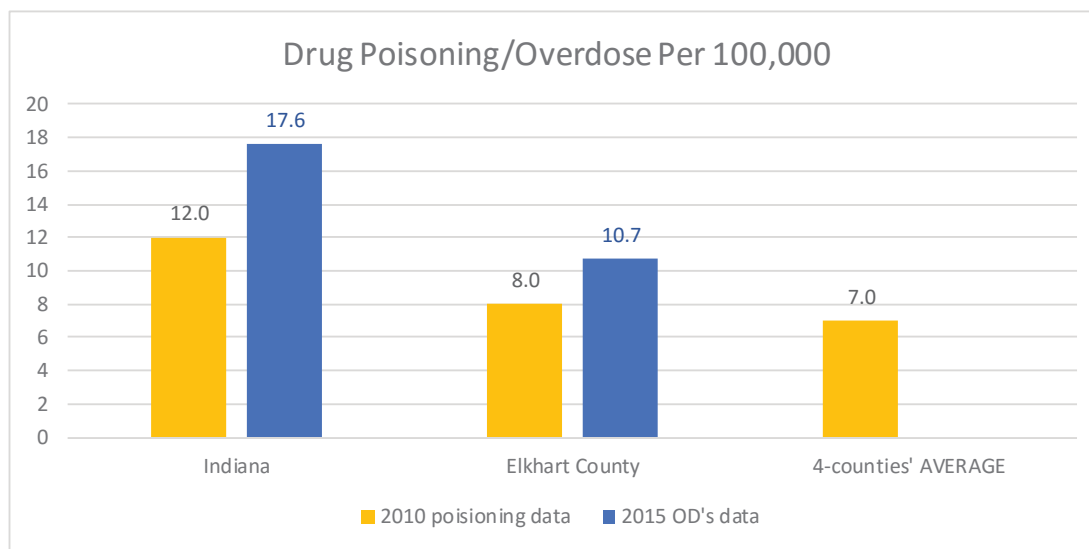
| Motor Vehicle Accident Mor | 2007 data | 2013 data | 2015 data |
|----------------------------|-----------|-----------|-----------|
| Indiana                    | 22.0      | 13.0      | 11.5      |
| Elkhart County             | 14.5      | 14.0      | 11.0      |
| 4-counties' AVERAGE        |           | 17.0      | 13.2      |



## Drug Deaths in Goshen Health Communities

Sources: 2004-2010 CDC WONDER mortality data, reported via 2015 IUSM Dept. of Family Medicine CHNA Data Analysis  
2013-2015 CDC WONDER mortality data, reported via 2018 IUSM Dept. of Family Medicine CHNA Data Analysis

| Drug Poisoning/Overdose Per 100,000 | 2010 poisoning data | 2015 OD's data |
|-------------------------------------|---------------------|----------------|
| Indiana                             | 12.0                | 17.6           |
| Elkhart County                      | 8.0                 | 10.7           |
| 4-counties' AVERAGE                 | 7.0                 |                |



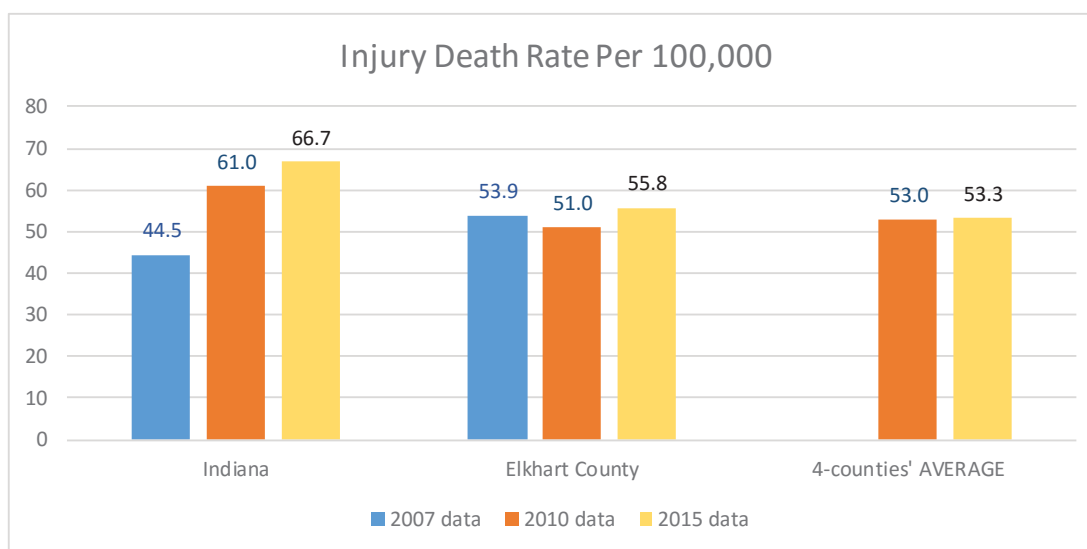
Drug overdose deaths data were reported only for Indiana and Elkhart County.



## Injury Deaths in Goshen Health Communities

Sources: 2007 Indiana Mortality Report, ISDH Epidemiology Resource Ctr, reported via 2012 Purdue HTAP CHNA Data Analysis  
 2006-2010 CDC WONDER mortality data, reported via 2015 IUSM Dept. of Family Medicine CHNA Data Analysis  
 2011-2015 CDC WONDER mortality data, reported via 2018 IUSM Dept. of Family Medicine CHNA Data Analysis

| Injury Death Rate Per 100,0 | 2007 data | 2010 data | 2015 data |
|-----------------------------|-----------|-----------|-----------|
| Indiana                     | 44.5      | 61.0      | 66.7      |
| Elkhart County              | 53.9      | 51.0      | 55.8      |
| 4-counties' AVERAGE         |           | 53.0      | 53.3      |





# Healthcare Workforce and Utilization

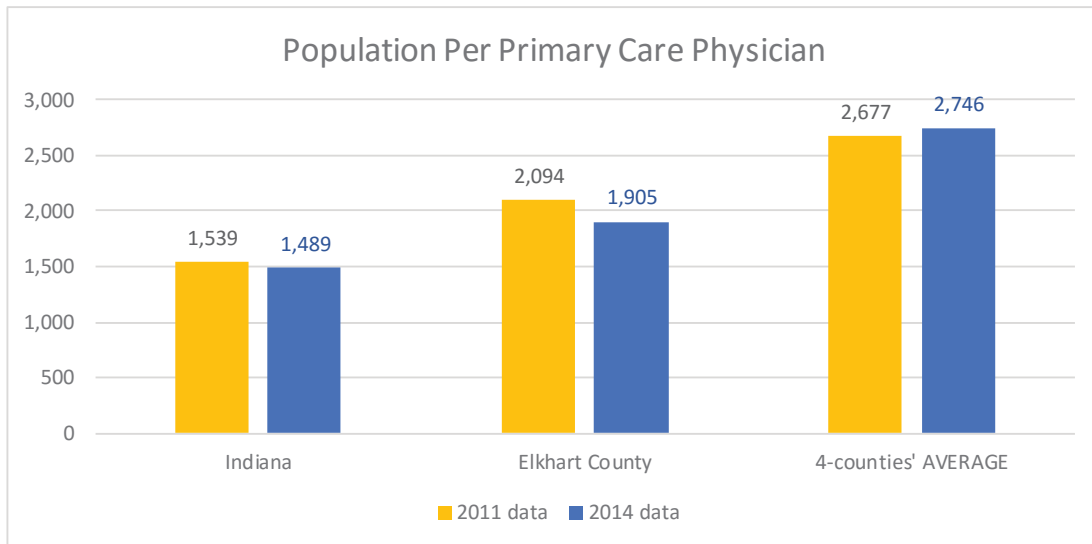




## Primary Care Physicians in Goshen Health Communities

Sources: 2011 HRSA Area Resource File, reported via 2015 IUSM Dept. of Family Medicine CHNA Data Analysis  
 2014 HRSA Area Resource File/American Medical, reported via 2018 IUSM Dept. of Family Medicine CHNA Data Analysis

| Population Per Primary Care Physician | 2011 data | 2014 data |
|---------------------------------------|-----------|-----------|
| Indiana                               | 1,539     | 1,489     |
| Elkhart County                        | 2,094     | 1,905     |
| 4-counties' AVERAGE                   | 2,677     | 2,746     |



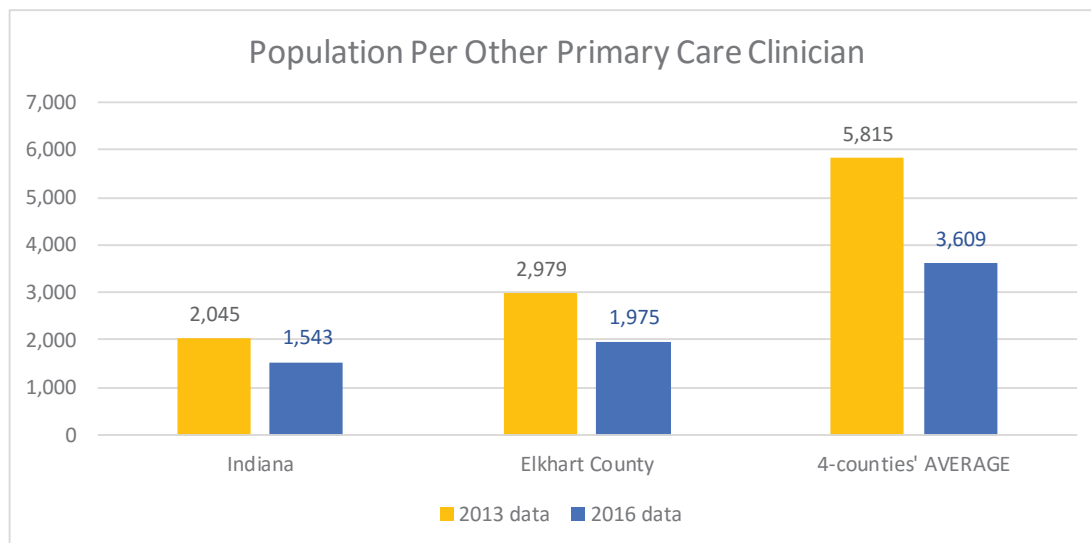
2015 CHNA study indicates LaGrange County's population per physician at 3,398, nearly double Elkhart County, which was already a third higher than Indiana overall.



## Other Primary Care Providers in Goshen Health Communities

Sources: 2013 CMS Nat'l Provider Identification, reported via 2015 IUSM Dept. of Family Medicine CHNA Data Analysis  
2016 CMS Nat'l Provider Identification, reported via 2018 IUSM Dept. of Family Medicine CHNA Data Analysis

| Population Per Other Primary Care Clinici: | 2013 data | 2016 data |
|--|-----------|-----------|
| Indiana                                    | 2,045     | 1,543     |
| Elkhart County                             | 2,979     | 1,975     |
| 4-counties' AVERAGE                        | 5,815     | 3,609     |



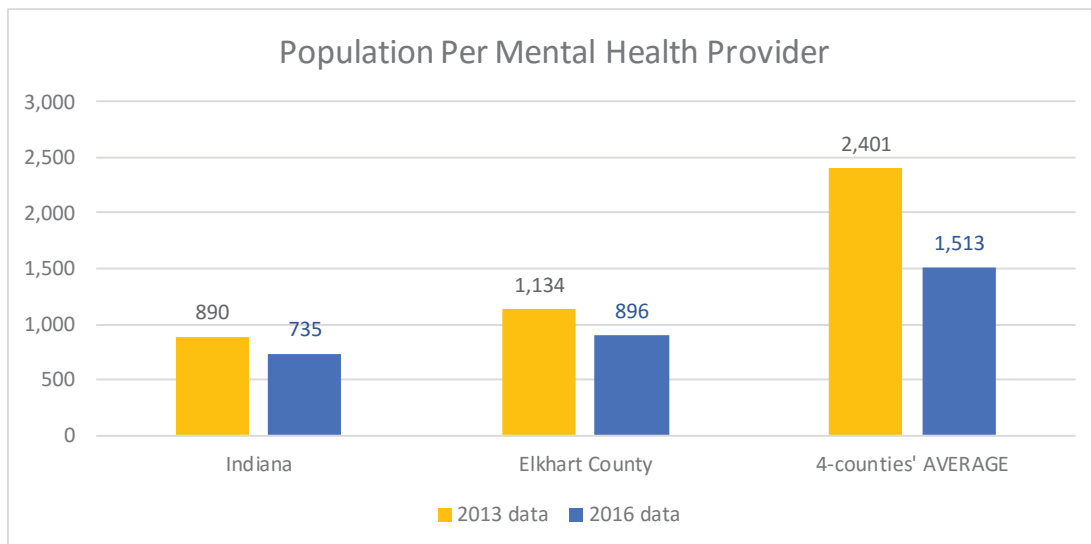
2015 CHNA study indicates LaGrange County's 4,690 population per other primary care provider also more than double the statewide level, overshadowed by Noble County's 11,896 population per other primary care clinician.



## Mental Health Providers in Goshen Health Communities

Sources: 2013 CMS Nat'l Provider Identification, reported via 2015 IUSM Dept. of Family Medicine CHNA Data Analysis  
 2016 CMS Nat'l Provider Identification, reported via 2018 IUSM Dept. of Family Medicine CHNA Data Analysis

| Population Per Mental Health Provider | 2013 data | 2016 data |
|---------------------------------------|-----------|-----------|
| Indiana                               | 890       | 735       |
| Elkhart County                        | 1,134     | 896       |
| 4-counties' AVERAGE                   | 2,401     | 1,513     |



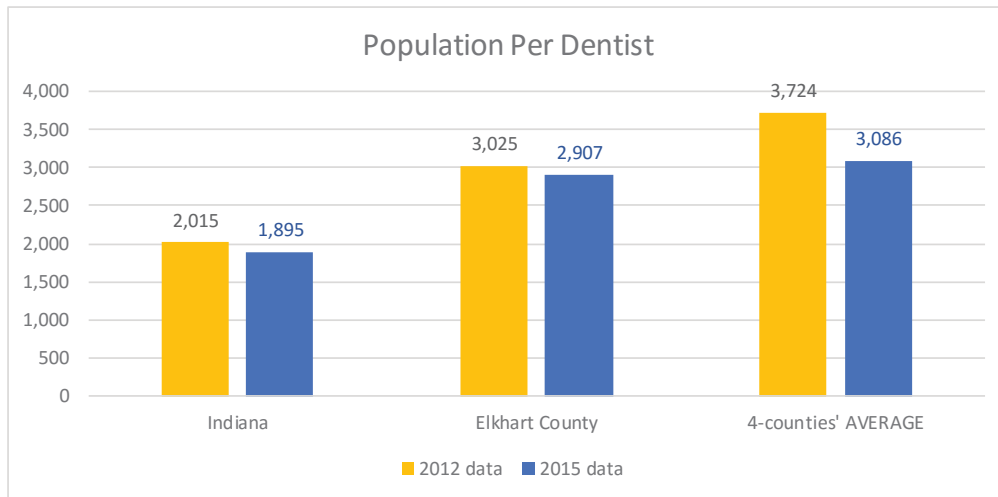
2015 CHNA study indicates the 4-county region's largest drivers to be Noble County's 2,163 (3 times the state) and LaGrange County's 5,360 at 6 times the Indiana ratio.



## Dentists in Goshen Health Communities

Sources: 2012 HRSA Area Resource File, reported via 2015 IUSM Dept. of Family Medicine CHNA Data Analysis  
 2015 HRSA Area Resource File/Nat'l Provider Information File, reported via 2018 IUSM Dept. of Family Medicine CHNA Data Analysis

| Population Per Dentist | 2012 data | 2015 data |
|------------------------|-----------|-----------|
| Indiana                | 2,015     | 1,895     |
| Elkhart County         | 3,025     | 2,907     |
| 4-counties' AVERAGE    | 3,724     | 3,086     |



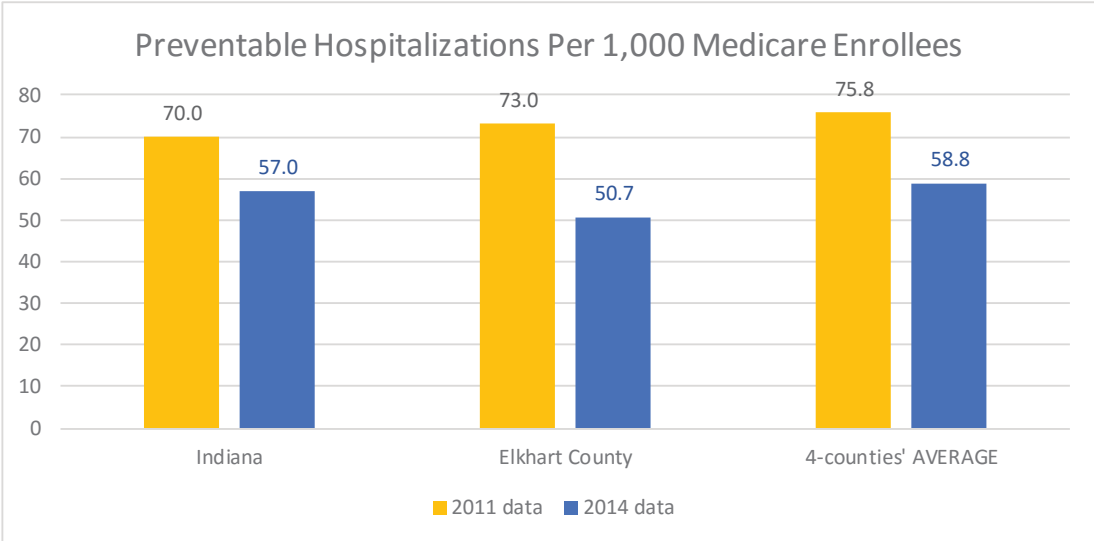
2015 CHNA study indicates the 4-county region highest ratios to be Noble (4,326) and LaGrange (4,169) each twice the state level.



# Preventable Hospital Stays in Goshen Health Communities

Sources: 2011 Dartmouth Atlas of Health Care, reported via 2015 IUSM Dept. of Family Medicine CHNA Data Analysis  
 2014 Dartmouth Atlas of Health Care, reported via 2018 IUSM Dept. of Family Medicine CHNA Data Analysis

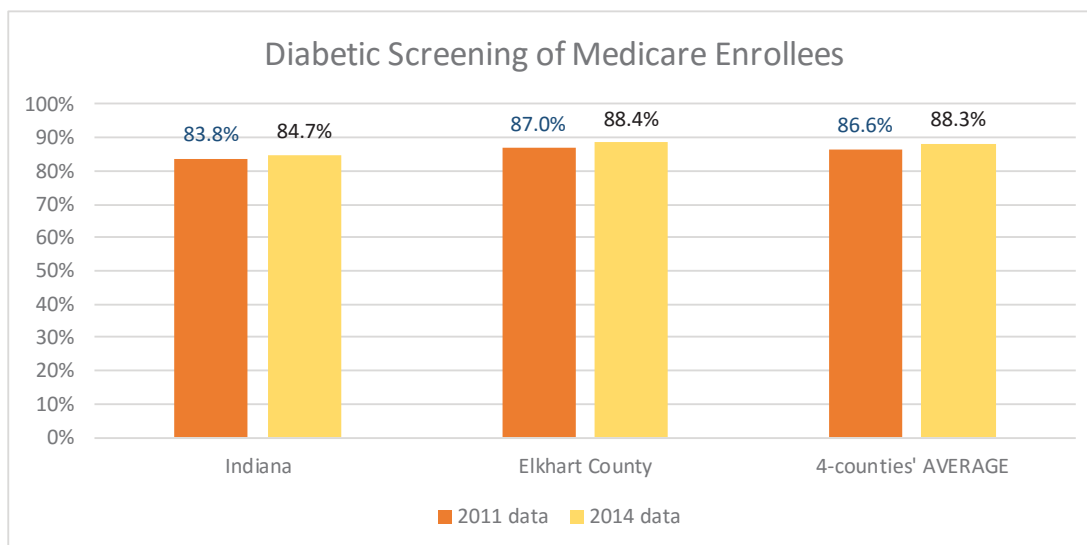
| Preventable Hospitalizations Per 1,000 Me | 2011 data | 2014 data |
|---|-----------|-----------|
| Indiana                                   | 70.0      | 57.0      |
| Elkhart County                            | 73.0      | 50.7      |
| 4-counties' AVERAGE                       | 75.8      | 58.8      |



## Diabetic Screening in Goshen Health Communities

Sources: 2011 Dartmouth Atlas of Health Care, reported via 2015 IUSM Dept. of Family Medicine CHNA Data Analysis  
 2014 Dartmouth Atlas of Health Care, reported via 2018 IUSM Dept. of Family Medicine CHNA Data Analysis

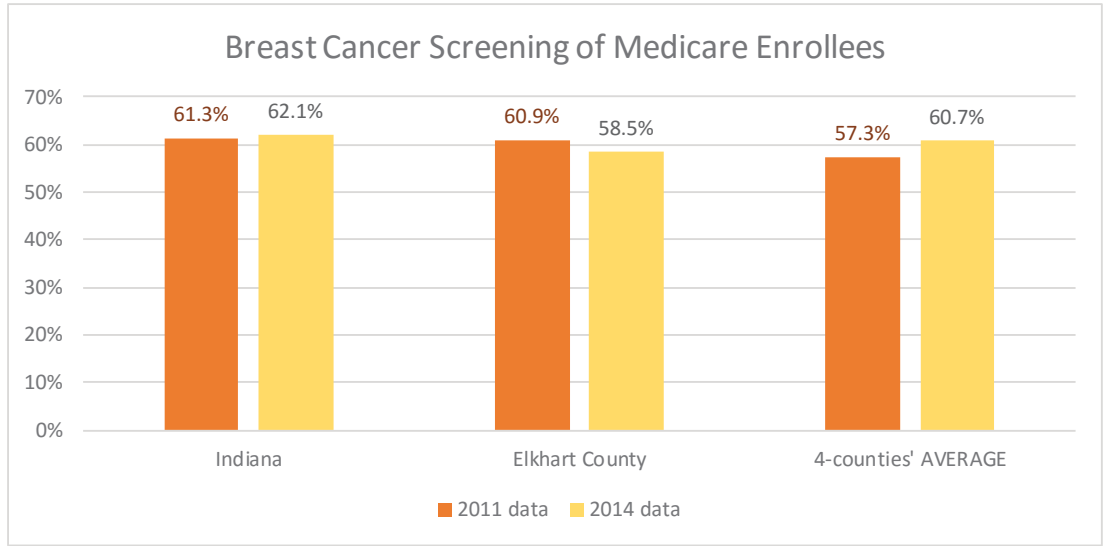
| Diabetic Screening of Medicare Enrollees | 2011 data | 2014 data |
|--|-----------|-----------|
| Indiana                                  | 83.8%     | 84.7%     |
| Elkhart County                           | 87.0%     | 88.4%     |
| 4-counties' AVERAGE                      | 86.6%     | 88.3%     |



# Breast Cancer Screening in Goshen Health Communities

Sources: 2011 Dartmouth Atlas of Health Care, reported via 2015 IUSM Dept. of Family Medicine CHNA Data Analysis  
 2014 Dartmouth Atlas of Health Care, reported via 2018 IUSM Dept. of Family Medicine CHNA Data Analysis

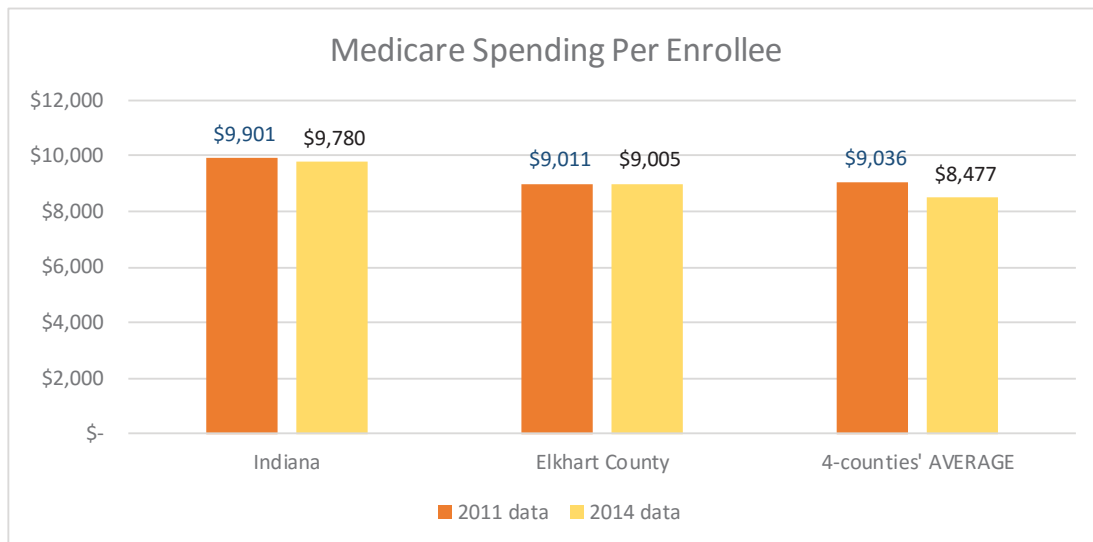
| Breast Cancer Screening of Medicare Enr | 2011 data | 2014 data |
|---|-----------|-----------|
| Indiana                                 | 61.3%     | 62.1%     |
| Elkhart County                          | 60.9%     | 58.5%     |
| 4-counties' AVERAGE                     | 57.3%     | 60.7%     |



# Healthcare Costs in Goshen Health Communities

Sources: 2011 Dartmouth Atlas of Health Care, reported via 2015 IUSM Dept. of Family Medicine CHNA Data Analysis  
 2014 Dartmouth Atlas of Health Care, reported via 2018 IUSM Dept. of Family Medicine CHNA Data Analysis

| Medicare Spending Per Enrollee | 2011 data | 2014 data |
|--------------------------------|-----------|-----------|
| Indiana                        | \$ 9,901  | \$ 9,780  |
| Elkhart County                 | \$ 9,011  | \$ 9,005  |
| 4-counties' AVERAGE            | \$ 9,036  | \$ 8,477  |







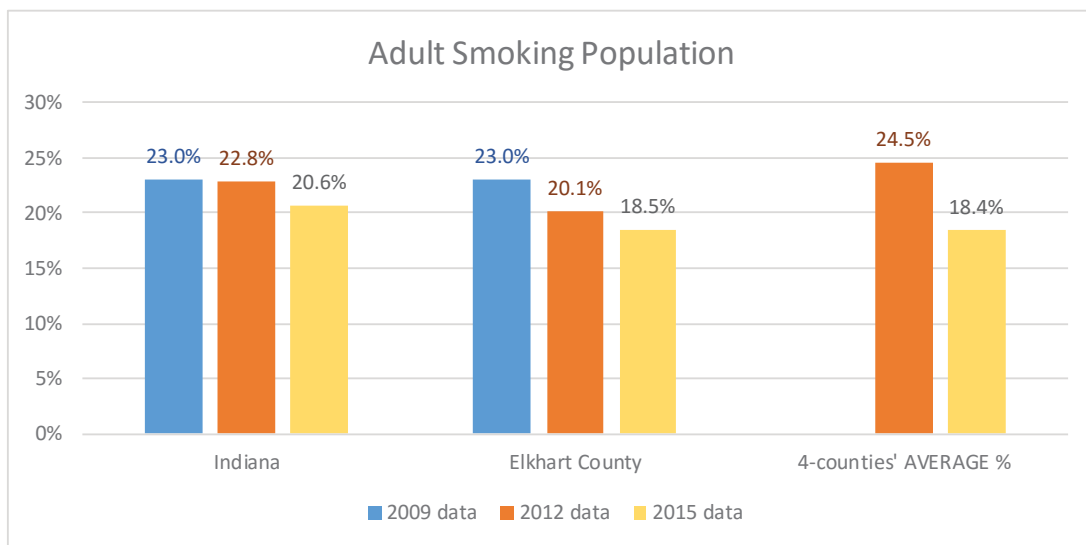
# Social/Environmental Factors Affecting Health



## Adult Smoking in Goshen Health Communities

Sources: 2009 American Cancer Society, reported via 2012 Purdue HTAP CHNA Data Analysis  
 2006-2012 Behavioral Risk Factor Surveillance System, reported via 2015 IUSM Dept. of Family Medicine CHNA Data Analysis  
 2015 Behavioral Risk Factor Surveillance System, reported via 2018 IUSM Dept. of Family Medicine CHNA Data Analysis

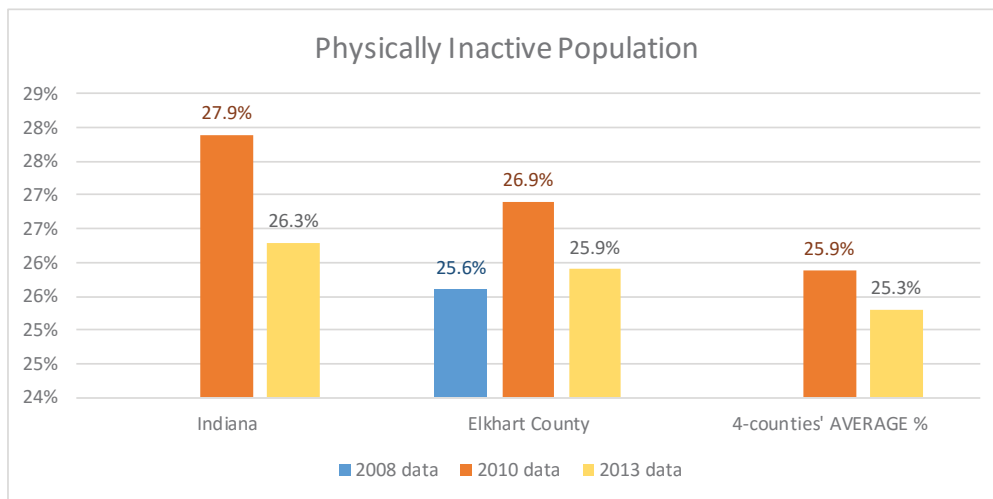
| Adult Smoking Population | 2009 data | 2012 data | 2015 data |
|--------------------------|-----------|-----------|-----------|
| Indiana                  | 23.0%     | 22.8%     | 20.6%     |
| Elkhart County           | 23.0%     | 20.1%     | 18.5%     |
| 4-counties' AVERAGE %    |           | 24.5%     | 18.4%     |



## Physical Inactivity in Goshen Health Communities

Sources: 2008 Centers for Disease Control and Prevention, reported via 2012 Purdue HTAP CHNA Data Analysis  
 2010 Nat'l Ctr for Chronic Disease Prevention and Health Promotion, reported via 2015 IUSM Dept. of Family Medicine CHNA Data Analysis  
 2013 CDC Diabetes Interactive Atlas, reported via 2018 IUSM Dept. of Family Medicine CHNA Data Analysis

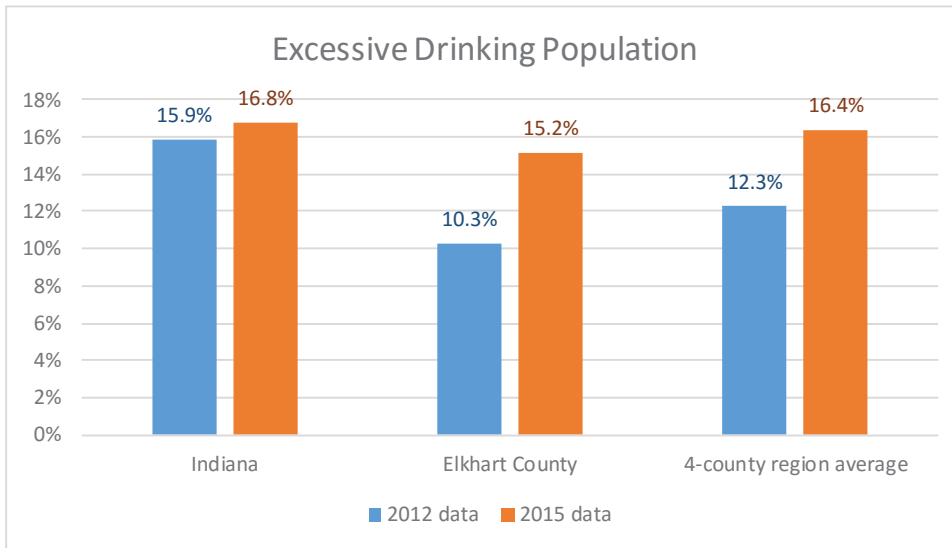
| Physically Inactive Population | 2008 data | 2010 data | 2013 data |
|--------------------------------|-----------|-----------|-----------|
| Indiana                        |           | 27.9%     | 26.3%     |
| Elkhart County                 | 25.6%     | 26.9%     | 25.9%     |
| 4-counties' AVERAGE %          |           | 25.9%     | 25.3%     |



# Excessive Drinking in Goshen Health Communities

Sources: 2006-2012 Behavioral Risk Factor Surveillance System, reported via 2015 IUSM Dept. of Family Medicine CHNA Data Analysis  
 2015 Behavioral Risk Factor Surveillance System, reported via 2018 IUSM Dept. of Family Medicine CHNA Data Analysis

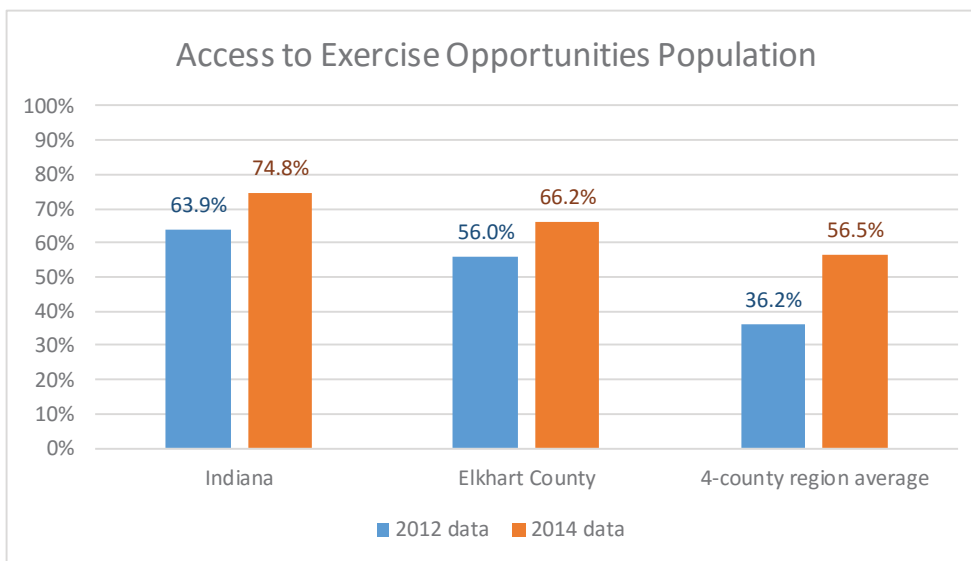
| Excessive Drinking Populal | 2012 data | 2015 data |
|----------------------------|-----------|-----------|
| Indiana                    | 15.9%     | 16.8%     |
| Elkhart County             | 10.3%     | 15.2%     |
| 4-county region average    | 12.3%     | 16.4%     |



## Access to Exercise Opportunities in Goshen Health Communities

Sources: 2012 OneSource Global Business, Delorme Map, ESRI & US Census, reported via 2015 IUSM Dept. of Family Medicine CHNA Data Analysis  
2014 Business Analyst, reported via 2018 IUSM Dept. of Family Medicine CHNA Data Analysis

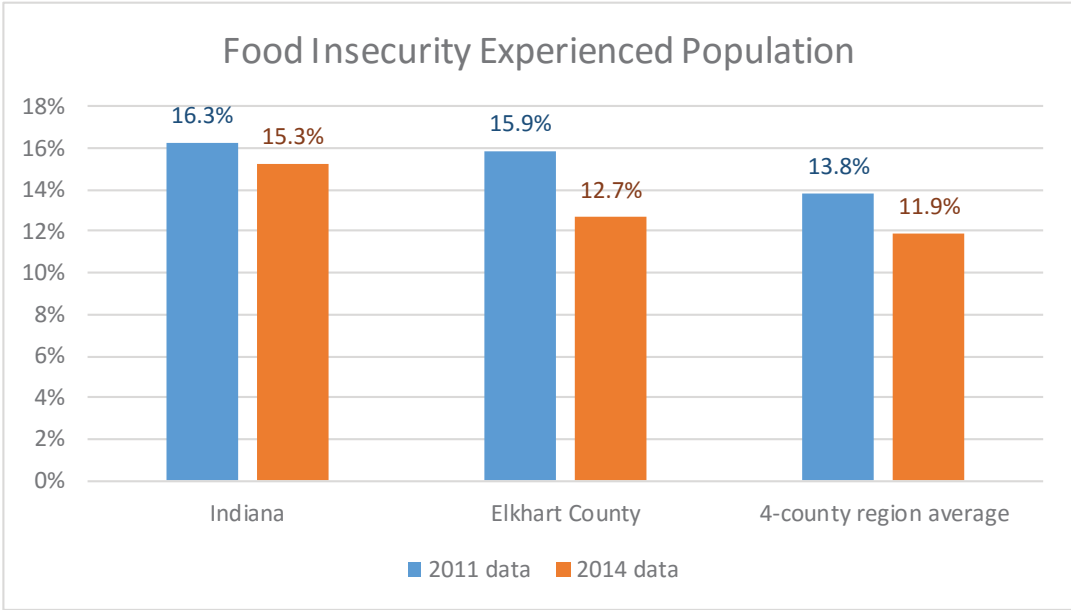
| Access to Exercise Oppor | 2012 data | 2014 data |
|--------------------------|-----------|-----------|
| Indiana                  | 63.9%     | 74.8%     |
| Elkhart County           | 56.0%     | 66.2%     |
| 4-county region average  | 36.2%     | 56.5%     |



# Food Insecurity in Goshen Health Communities

Sources: 2011 Map the Meal Gap, reported via 2015 IUSM Dept. of Family Medicine CHNA Data Analysis  
 2014 Map the Meal Gap, reported via 2018 IUSM Dept. of Family Medicine CHNA Data Analysis

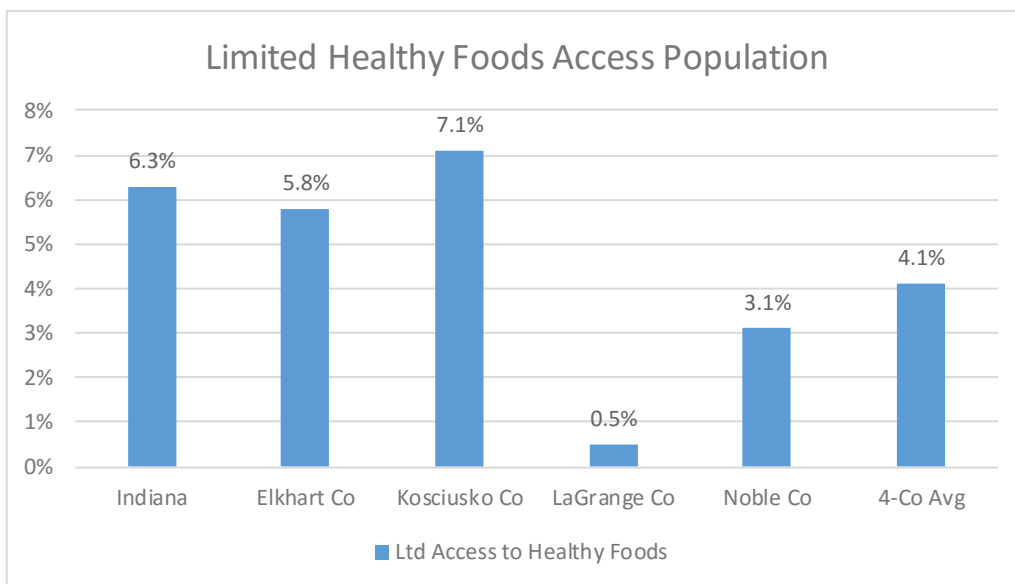
| Food Insecurity Experience | 2011 data | 2014 data |
|----------------------------|-----------|-----------|
| Indiana                    | 16.3%     | 15.3%     |
| Elkhart County             | 15.9%     | 12.7%     |
| 4-county region average    | 13.8%     | 11.9%     |



## Limited Access to Healthy Foods in Goshen Health Communities

Sources: 2012 USDA Food Environment Atlas, reported via 2015 IUSM Dept. of Family Medicine CHNA Data Analysis  
 2012 USDA Food Environment Atlas, reported via 2018 IUSM Dept. of Family Medicine CHNA Data Analysis

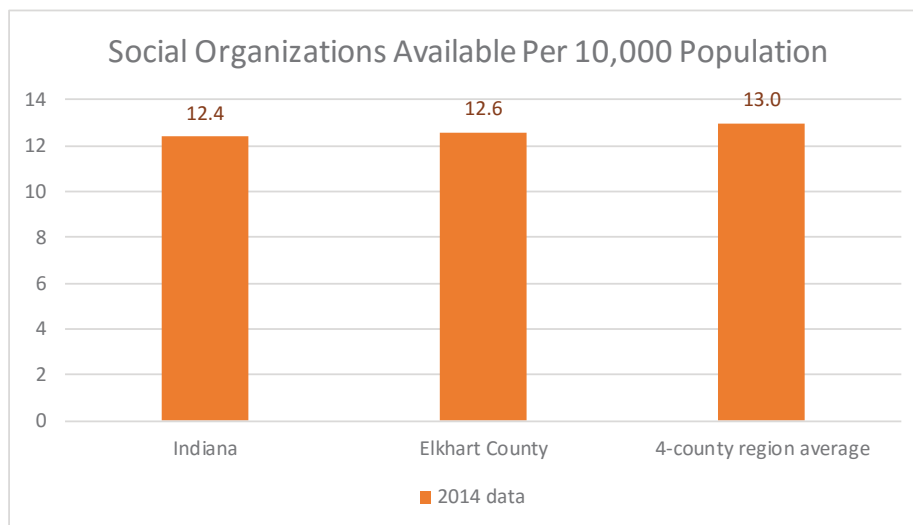
| Limited Healthy Foods Access | Indiana | Elkhart Co | Kosciusko Co | LaGrange Co | Noble Co | 4-Co Avg |
|------------------------------|---------|------------|--------------|-------------|----------|----------|
| Ltd Access to Healthy Foods  | 6.3%    | 5.8%       | 7.1%         | 0.5%        | 3.1%     | 4.1%     |



## Social Support Availability in Goshen Health Communities

Sources: 2014 US Census Bureau County Business Patterns, reported via 2018 IUSM Dept. of Family Medicine CHNA Data Analysis

| Social Organizations Available Per 10,000 | 2014 data |
|---|-----------|
| Indiana                                   | 12.4      |
| Elkhart County                            | 12.6      |
| 4-county region average                   | 13.0      |



2018 CHNA study: Social support networks have been identified ...implying individuals with a strong social network are more likely to make healthy lifestyle choices. Availability of civic organizations, sports organizations, religious organizations, political organizations, labor organizations, business organizations, and professional organizations, etc., within the community serves as a proxy measure of social support availability.

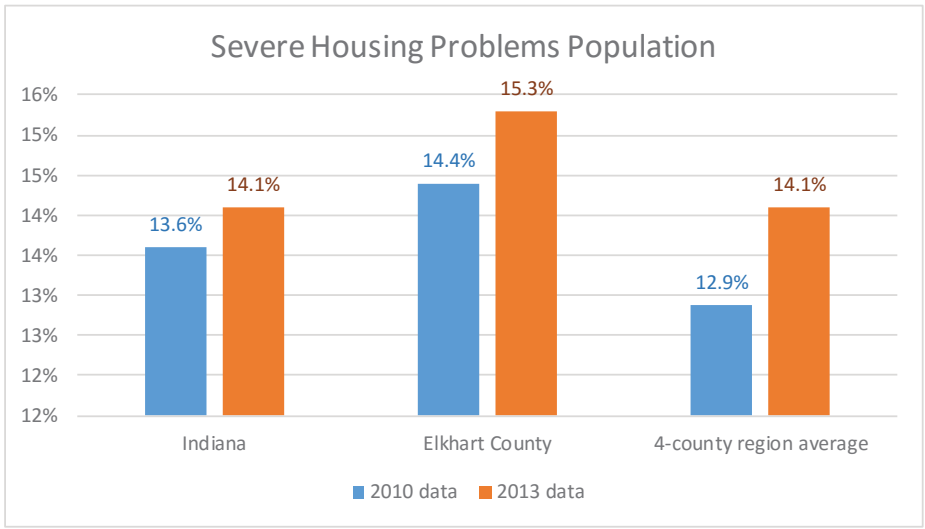




## Severe Housing Problems in Goshen Health Communities

Sources: 2006-2010 Comprehensive Housing Affordability Strategy, reported via 2015 IUSM Dept. of Family Medicine CHNA Data Analysis  
 2009-2013 Comprehensive Housing Affordability Strategy, reported via 2018 IUSM Dept. of Family Medicine CHNA Data Analysis

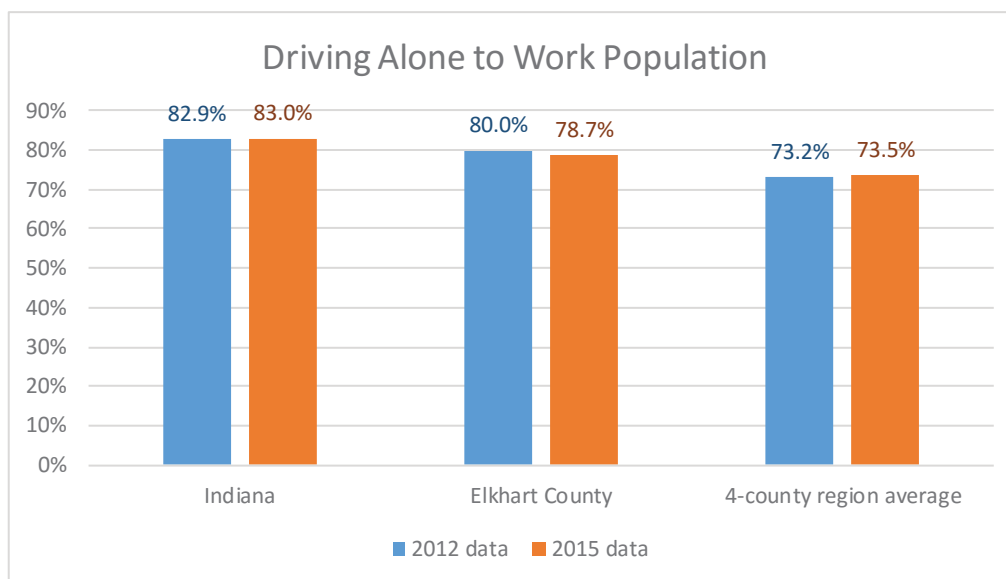
| Severe Housing Problems F | 2010 data | 2013 data |
|---------------------------|-----------|-----------|
| Indiana                   | 13.6%     | 14.1%     |
| Elkhart County            | 14.4%     | 15.3%     |
| 4-county region average   | 12.9%     | 14.1%     |



## Driving Alone to Work in Goshen Health Communities

Sources: 2008-2012 American Community Survey, reported via 2015 IUSM Dept. of Family Medicine CHNA Data Analysis  
2011-2015 American Community Survey, reported via 2018 IUSM Dept. of Family Medicine CHNA Data Analysis

| Driving Alone to Work Popi | 2012 data | 2015 data |
|----------------------------|-----------|-----------|
| Indiana                    | 82.9%     | 83.0%     |
| Elkhart County             | 80.0%     | 78.7%     |
| 4-county region average    | 73.2%     | 73.5%     |



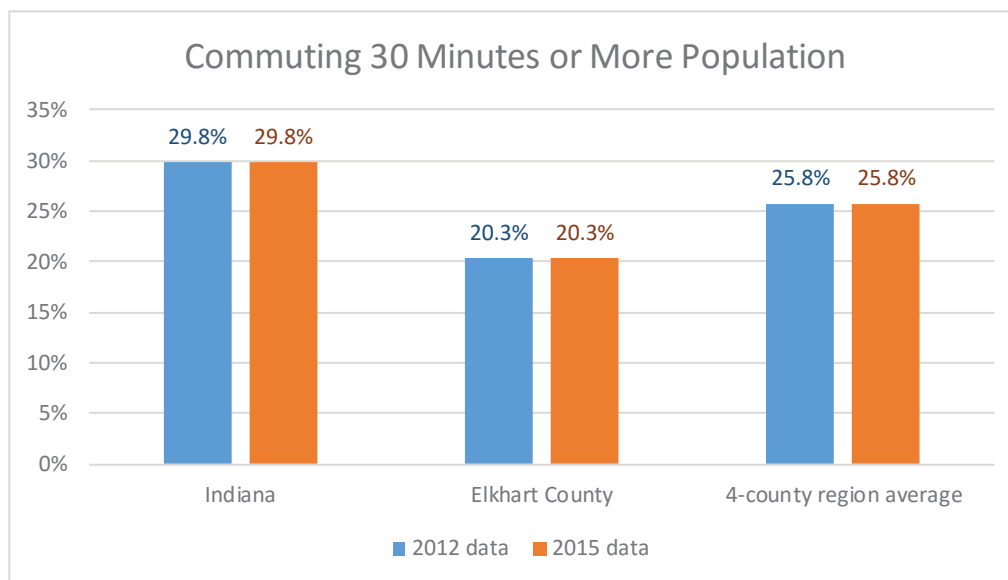
2015 CHNA study indicates that LaGrange County driving alone to work population is 53.0%, not surprising in light of cultural norms within Amish communities.



## Long Commutes in Goshen Health Communities

Sources: 2008-2012 American Community Survey, reported via 2015 IUSM Dept. of Family Medicine CHNA Data Analysis  
 2011-2015 American Community Survey, reported via 2018 IUSM Dept. of Family Medicine CHNA Data Analysis

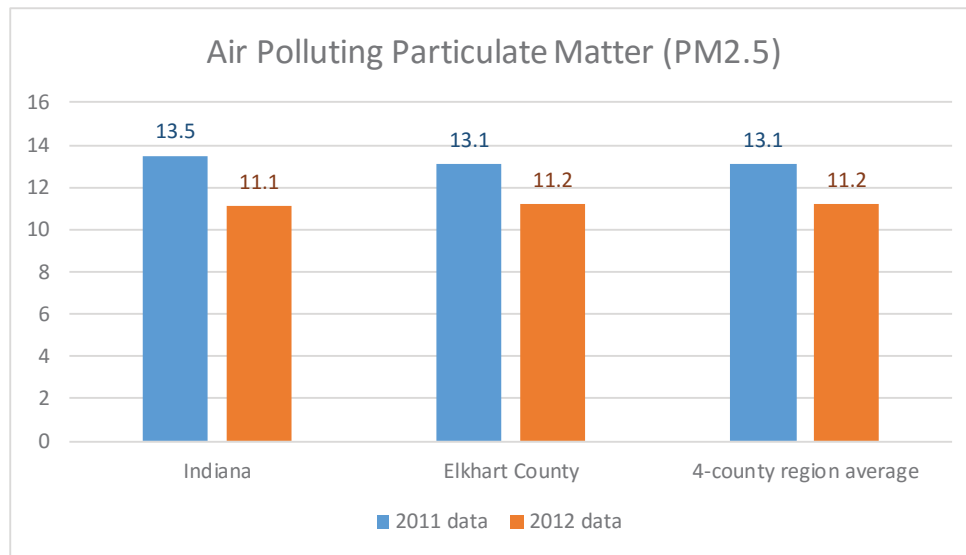
| Commuting 30 Minutes or More | 2012 data | 2015 data |
|------------------------------|-----------|-----------|
| Indiana                      | 29.8%     | 29.8%     |
| Elkhart County               | 20.3%     | 20.3%     |
| 4-county region average      | 25.8%     | 25.8%     |



## Air Pollution in Goshen Health Communities

Sources: 2011 CDD WONDER Environmental Data, reported via 2015 IUSM Dept. of Family Medicine CHNA Data Analysis  
 2012 Environmental Public Health Tracking Network, reported via 2018 IUSM Dept. of Family Medicine CHNA Data Analysis

| Air Polluting Particulate Ma | 2011 data | 2012 data |
|------------------------------|-----------|-----------|
| Indiana                      | 13.5      | 11.1      |
| Elkhart County               | 13.1      | 11.2      |
| 4-county region average      | 13.1      | 11.2      |



EPA has developed ambient air quality trends for particle pollution, also called Particulate Matter (PM). PM2.5 describes fine inhalable particles, with diameters that are generally 2.5 micrometers and smaller. (Source: epa.gov)



## Polysubstance Abuse in Goshen Health Communities

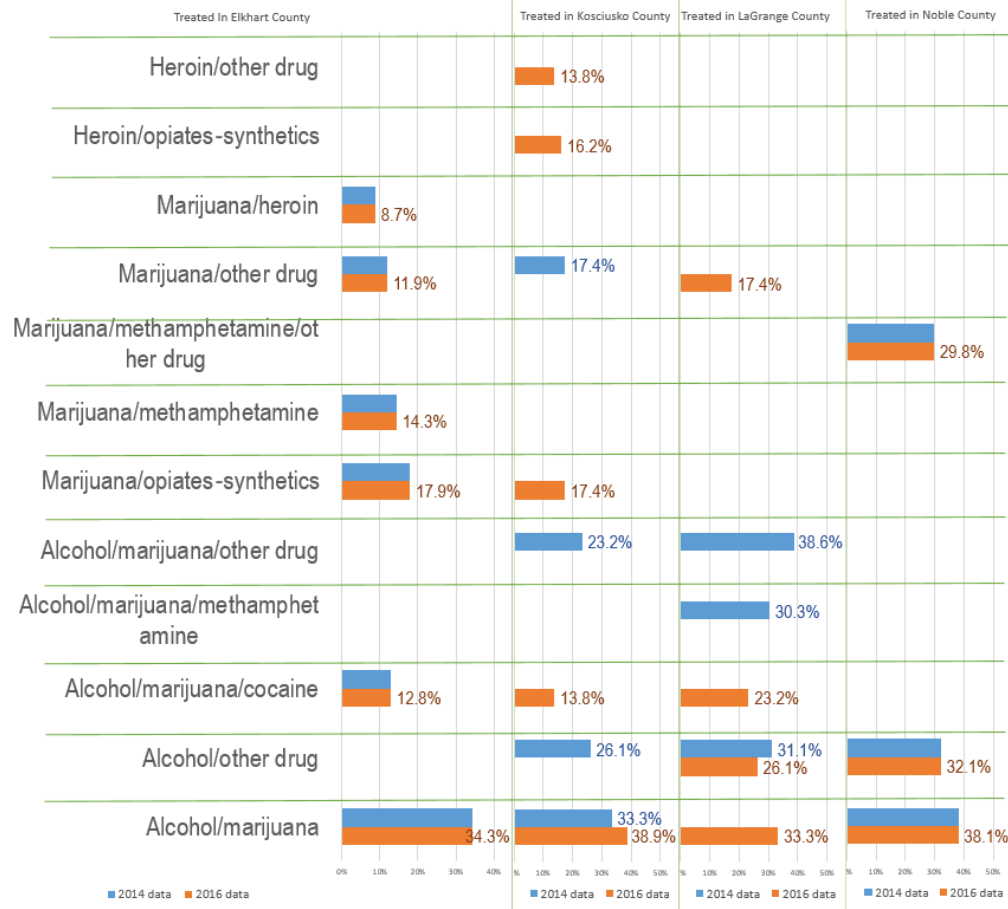
Sources: 2014 Treatment Episode Dataset, reported via 2015 IUSM Dept. of Family Medicine CHNA Data Analysis  
2016 Treatment Episode Dataset, reported via 2018 IUSM Dept. of Family Medicine CHNA Data Analysis

|                                      | Treated in Elkhart County |           | Treated in Kosciusko County |           | Treated in LaGrange County |           | Treated in Noble County |           |
|--------------------------------------|---------------------------|-----------|-----------------------------|-----------|----------------------------|-----------|-------------------------|-----------|
|                                      | 2014 data                 | 2016 data | 2014 data                   | 2016 data | 2014 data                  | 2016 data | 2014 data               | 2016 data |
| Treated In Elkhart County            |                           |           |                             |           |                            |           |                         |           |
| Alcohol/marijuana                    | 34.3%                     | 34.3%     | 33.3%                       | 38.9%     |                            | 33.3%     | 38.1%                   | 38.1%     |
| Alcohol/other drug                   |                           |           | 26.1%                       |           | 31.1%                      | 26.1%     | 32.1%                   | 32.1%     |
| Alcohol/marijuana/cocaine            | 12.8%                     | 12.8%     |                             | 13.8%     |                            | 23.2%     |                         |           |
| Alcohol/marijuana/methamphetamine    |                           |           |                             |           | 30.3%                      |           |                         |           |
| Alcohol/marijuana/other drug         |                           |           | 23.2%                       |           | 38.6%                      |           |                         |           |
| Marijuana/opiates-synthetics         | 17.9%                     | 17.9%     |                             | 17.4%     |                            |           |                         |           |
| Marijuana/methamphetamine            | 14.3%                     | 14.3%     |                             |           |                            |           |                         |           |
| Marijuana/methamphetamine/other drug |                           |           |                             |           |                            |           | 29.8%                   | 29.8%     |
| Marijuana/other drug                 | 11.9%                     | 11.9%     | 17.4%                       |           |                            | 17.4%     |                         |           |
| Marijuana/heroin                     | 8.7%                      | 8.7%      |                             |           |                            |           |                         |           |
| Heroin/opiates-synthetics            |                           |           |                             | 16.2%     |                            |           |                         |           |
| Heroin/other drug                    |                           |           |                             | 13.8%     |                            |           |                         |           |

Polysubstance data are not available at the aggregate level for Indiana or region. Cluster analysis presented in the table above and graph to follow represent changes in multi-substance complexity of care by county from 2014 to 2016. Elkhart and Noble counties' percentages were the same, while Kosciusko and LaGrange counties report changes.



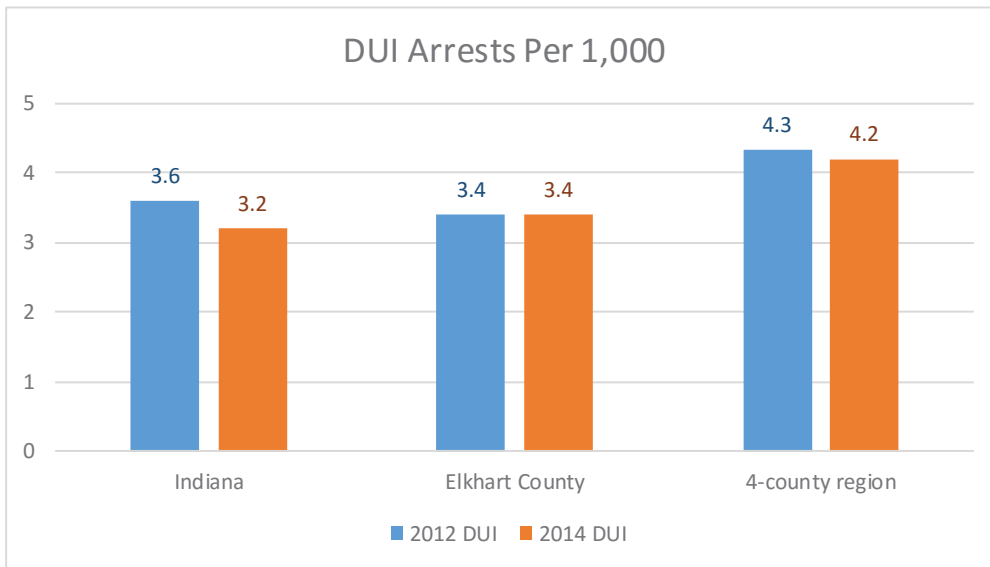
# Polysubstance Abuse in Goshen Health Communities -- Graph



# Arrests for DUI, PI and LLV in Goshen Health Communities

Sources: 2012 Uniform Crime Reports, reported via 2015 IUSM Dept. of Family Medicine CHNA Data Analysis  
 2014 Uniform Crime Reports, reported via 2018 IUSM Dept. of Family Medicine CHNA Data Analysis

| DUI Arrests Per 1,000 | PI Arrests Per 1,000 |          |         |         | LLV Arrests Per 1,000 |         |
|-----------------------|----------------------|----------|---------|---------|-----------------------|---------|
|                       | 2012 DUI             | 2014 DUI | 2012 PI | 2014 PI | 2012 LLV              | 2014 PI |
| Indiana               | 3.6                  | 3.2      | 2.3     | 1.1     | 2.0                   | 1.2     |
| Elkhart County        | 3.4                  | 3.4      | 0.8     | 0.4     | 1.4                   | 1.0     |
| 4-county region       | 4.3                  | 4.2      | 0.9     | 0.4     | 2.2                   | 2.0     |



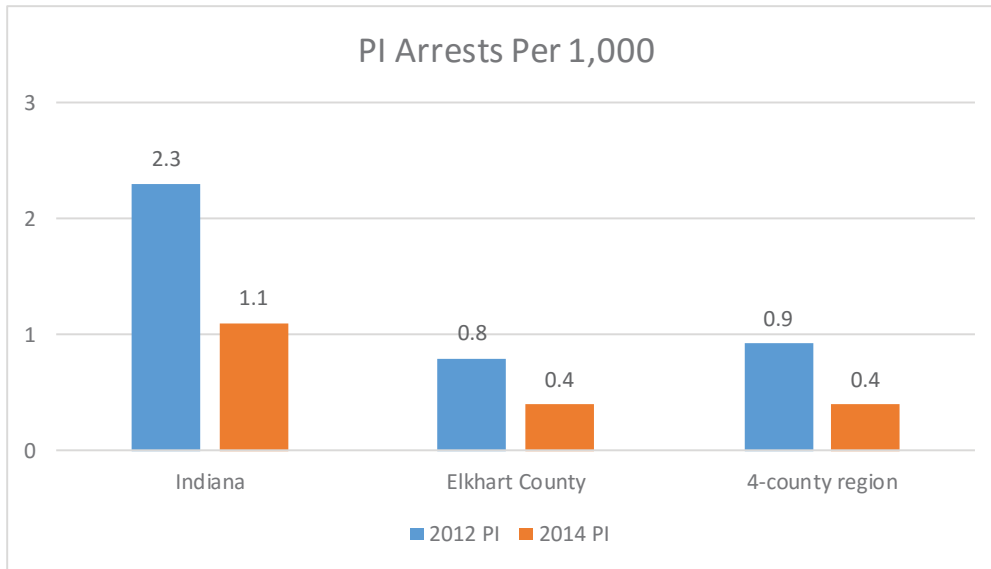
Driving Under the Influence (DUI) , Public Intoxication (PI),  
 Liquor Law Violations (LLV)



# Arrests for DUI, PI and LLV in Goshen Health Communities

Sources: 2012 Uniform Crime Reports, reported via 2015 IUSM Dept. of Family Medicine CHNA Data Analysis  
 2014 Uniform Crime Reports, reported via 2018 IUSM Dept. of Family Medicine CHNA Data Analysis

| DUI Arrests Per 1,000 | PI Arrests Per 1,000 |          |         |         | LLV Arrests Per 1,000 |         |
|-----------------------|----------------------|----------|---------|---------|-----------------------|---------|
|                       | 2012 DUI             | 2014 DUI | 2012 PI | 2014 PI | 2012 LLV              | 2014 PI |
| Indiana               | 3.6                  | 3.2      | 2.3     | 1.1     | 2.0                   | 1.2     |
| Elkhart County        | 3.4                  | 3.4      | 0.8     | 0.4     | 1.4                   | 1.0     |
| 4-county region       | 4.3                  | 4.2      | 0.9     | 0.4     | 2.2                   | 2.0     |



Driving Under the Influence (DUI) , Public Intoxication (PI),  
 Liquor Law Violations (LLV)

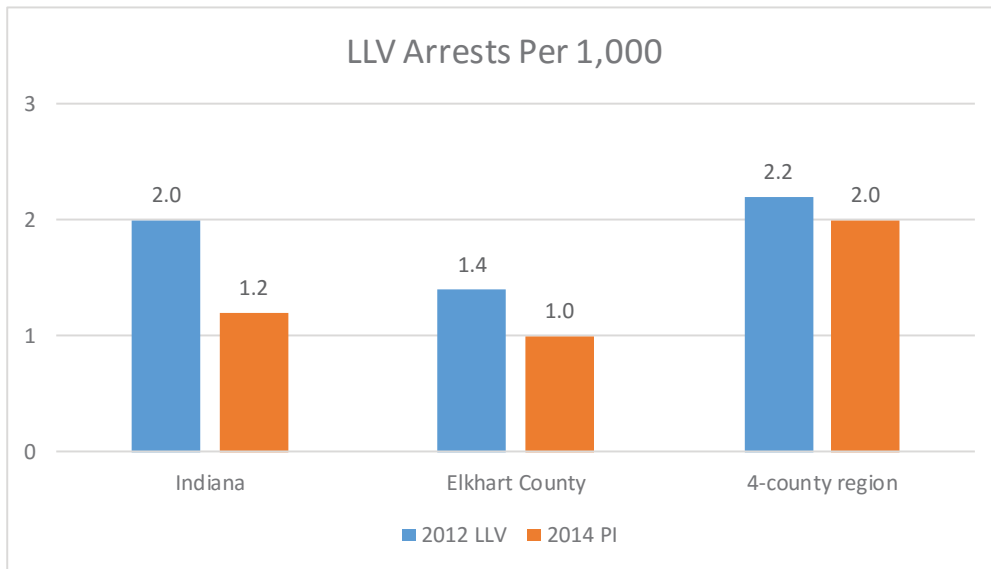




# Arrests for DUI, PI and LLV in Goshen Health Communities

Sources: 2012 Uniform Crime Reports, reported via 2015 IUSM Dept. of Family Medicine CHNA Data Analysis  
 2014 Uniform Crime Reports, reported via 2018 IUSM Dept. of Family Medicine CHNA Data Analysis

| DUI Arrests Per 1,000 | PI Arrests Per 1,000 |          |         |         | LLV Arrests Per 1,000 |         |
|-----------------------|----------------------|----------|---------|---------|-----------------------|---------|
|                       | 2012 DUI             | 2014 DUI | 2012 PI | 2014 PI | 2012 LLV              | 2014 PI |
| Indiana               | 3.6                  | 3.2      | 2.3     | 1.1     | 2.0                   | 1.2     |
| Elkhart County        | 3.4                  | 3.4      | 0.8     | 0.4     | 1.4                   | 1.0     |
| 4-county region       | 4.3                  | 4.2      | 0.9     | 0.4     | 2.2                   | 2.0     |



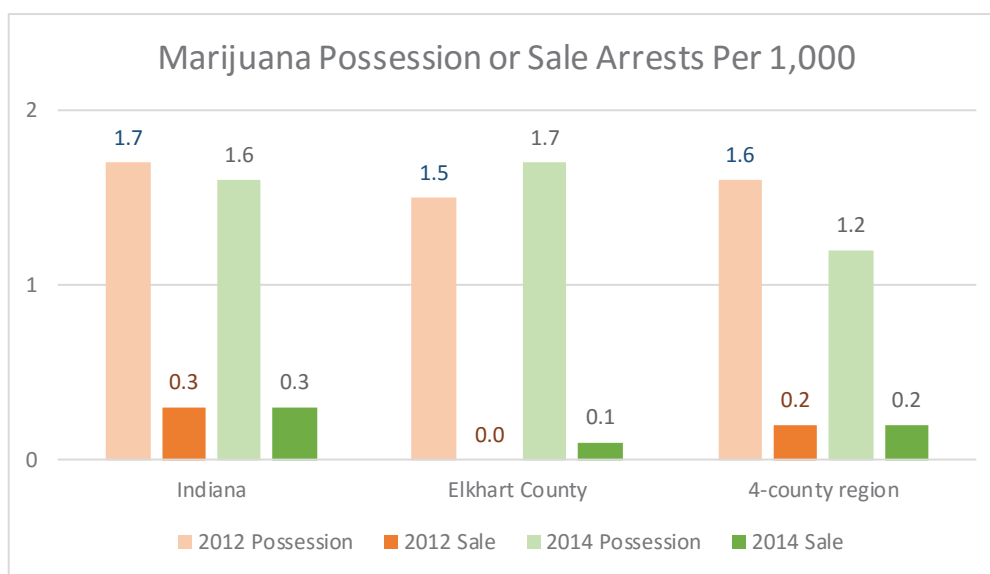
Driving Under the Influence (DUI) , Public Intoxication (PI),  
 Liquor Law Violations (LLV)



## Arrests for Marijuana in Goshen Health Communities

Sources: 2012 Uniform Crime Reports, reported via 2015 IUSM Dept. of Family Medicine CHNA Data Analysis  
2014 Uniform Crime Reports, reported via 2018 IUSM Dept. of Family Medicine CHNA Data Analysis

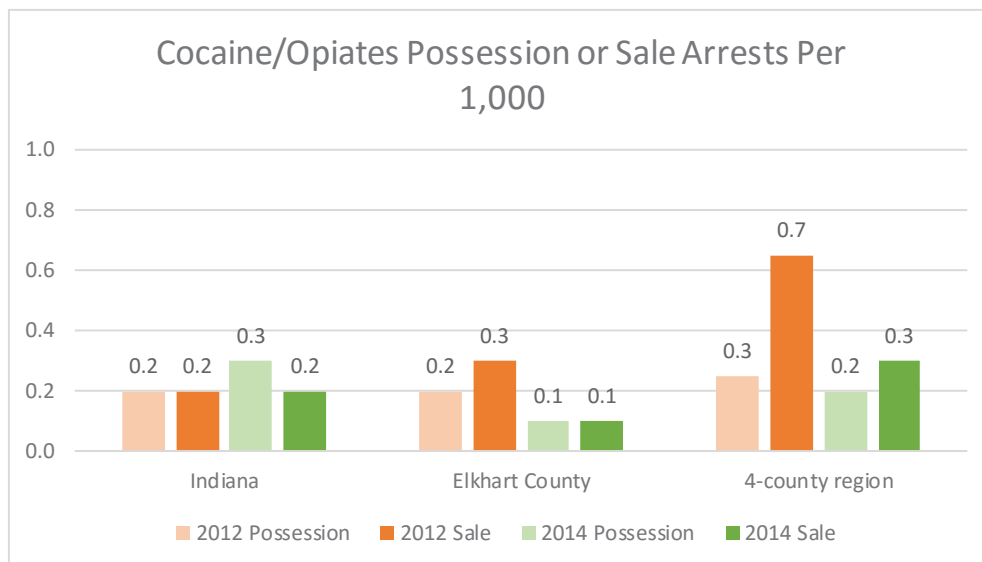
| Marijuana Possession or Sale | 2012 Possession | 2012 Sale | 2014 Possession | 2014 Sale |
|------------------------------|-----------------|-----------|-----------------|-----------|
| Indiana                      | 1.7             | 0.3       | 1.6             | 0.3       |
| Elkhart County               | 1.5             | 0.0       | 1.7             | 0.1       |
| 4-county region              | 1.6             | 0.2       | 1.2             | 0.2       |



## Arrests for Cocaine/Opiates in Goshen Health Communities

Sources: 2012 Uniform Crime Reports, reported via 2015 IUSM Dept. of Family Medicine CHNA Data Analysis  
 2014 Uniform Crime Reports, reported via 2018 IUSM Dept. of Family Medicine CHNA Data Analysis

| Cocaine/Opiates Possession or Sale | 2012 Possession | 2012 Sale | 2014 Possession | 2014 Sale |
|------------------------------------|-----------------|-----------|-----------------|-----------|
| Indiana                            | 0.2             | 0.2       | 0.3             | 0.2       |
| Elkhart County                     | 0.2             | 0.3       | 0.1             | 0.1       |
| 4-county region                    | 0.3             | 0.7       | 0.2             | 0.3       |



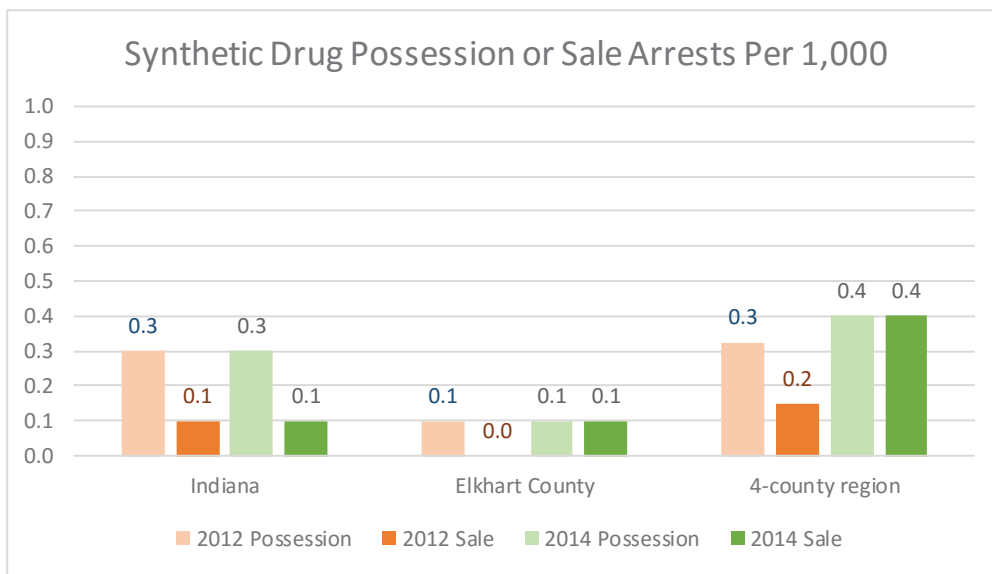
2015 CHNA study shows sale rate of 1.9 for LaGrange County, driving up the regional rate.



# Arrests for Synthetic Drugs in Goshen Health Communities

Sources: 2012 Uniform Crime Reports, reported via 2015 IUSM Dept. of Family Medicine CHNA Data Analysis  
 2014 Uniform Crime Reports, reported via 2018 IUSM Dept. of Family Medicine CHNA Data Analysis

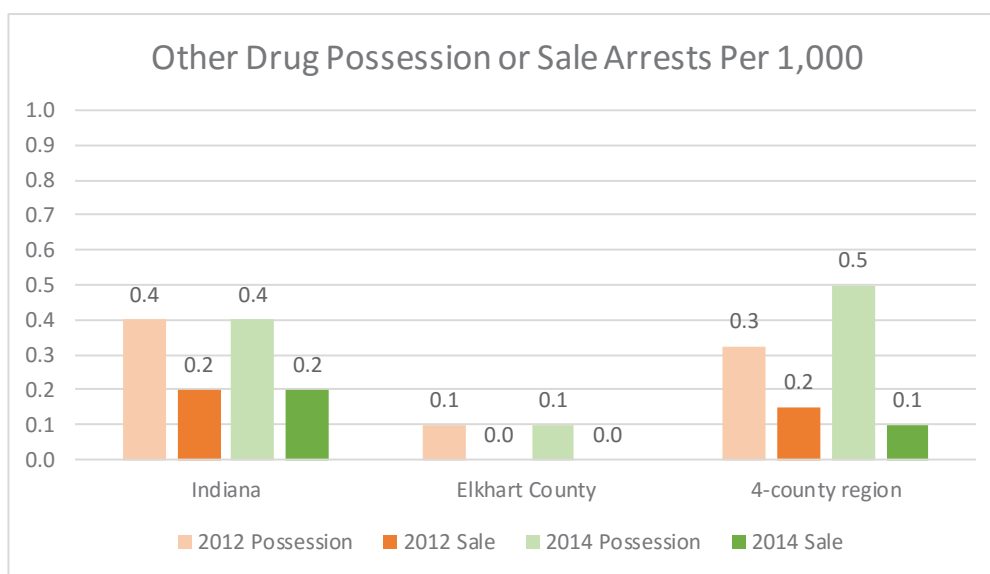
|                 | 2012 Possession | 2012 Sale | 2014 Possession | 2014 Sale |
|-----------------|-----------------|-----------|-----------------|-----------|
| Indiana         | 0.3             | 0.1       | 0.3             | 0.1       |
| Elkhart County  | 0.1             | 0.0       | 0.1             | 0.1       |
| 4-county region | 0.3             | 0.2       | 0.4             | 0.4       |



## Arrests for Other Drugs in Goshen Health Communities

Sources: 2012 Uniform Crime Reports, reported via 2015 IUSM Dept. of Family Medicine CHNA Data Analysis  
 2014 Uniform Crime Reports, reported via 2018 IUSM Dept. of Family Medicine CHNA Data Analysis

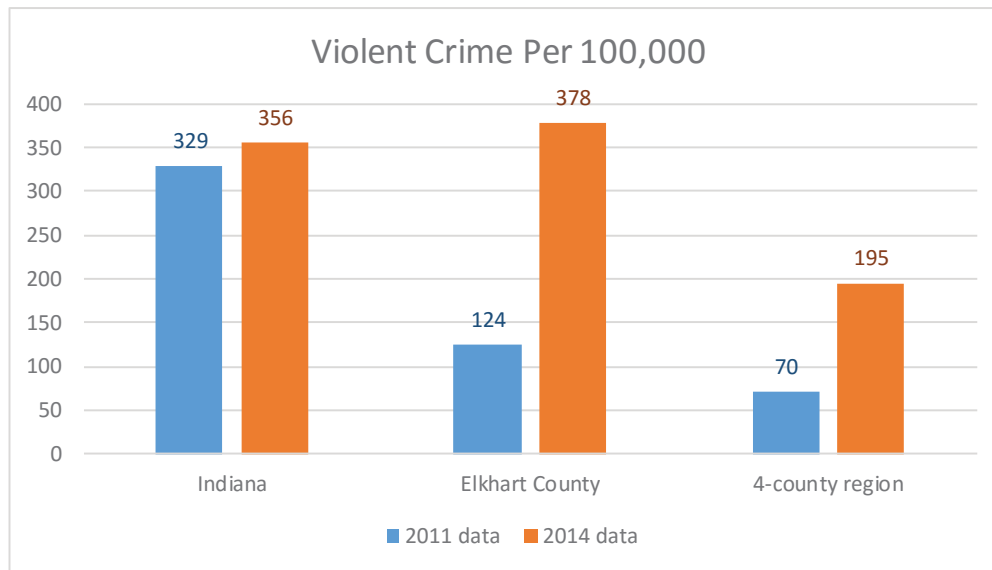
| Other Drug Possession or Sale Possession | 2012 Sale | 2014 Possession | 2014 Sale |
|--|-----------|-----------------|-----------|
| Indiana                                  | 0.4       | 0.2             | 0.4       |
| Elkhart County                           | 0.1       | 0.0             | 0.1       |
| 4-county region                          | 0.3       | 0.2             | 0.5       |



## Violent Crime in Goshen Health Communities

Sources: 2009-2011 Uniform Crime Reports, reported via 2015 IUSM Dept. of Family Medicine CHNA Data Analysis  
 2012-2014 Uniform Crime Reports, reported via 2018 IUSM Dept. of Family Medicine CHNA Data Analysis

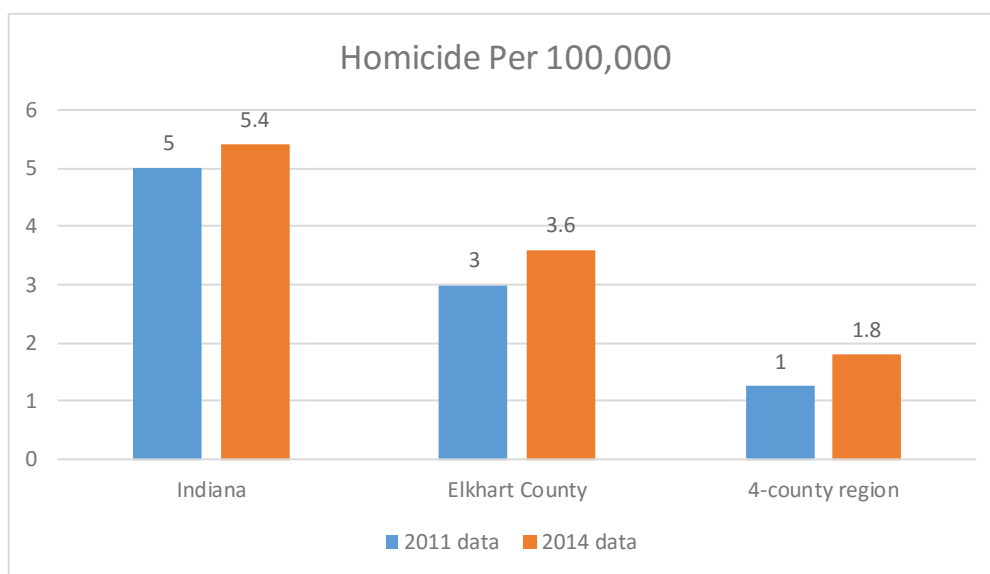
| Violent Crime Per 100,000 | 2011 data | 2014 data |
|---------------------------|-----------|-----------|
| Indiana                   | 329       | 356       |
| Elkhart County            | 124       | 378       |
| 4-county region           | 70        | 195       |



# Homicide in Goshen Health Communities

Sources: 2004-2010 Nat'l Center for Health Statistics, reported via 2015 IUSM Dept. of Family Medicine CHNA Data Analysis  
 2013-2015 CDC WONDER mortality data, reported via 2018 IUSM Dept. of Family Medicine CHNA Data Analysis

| Homicide Per 100,000 | 2011 data | 2014 data |
|----------------------|-----------|-----------|
| Indiana              | 5         | 5.4       |
| Elkhart County       | 3         | 3.6       |
| 4-county region      | 1         | 1.8       |



## Highlights

- ❖ **Variations of population density**
  - Elkhart County is 7<sup>th</sup> largest Indiana county
  - Kosciusko, LaGrange and Noble more rural than Indiana
  - all 4 local county populations growing faster than Indiana
- ❖ **Healthcare providers are in short supply in all 4 counties**
  - LaGrange and Noble are dramatically less served populations
- ❖ **Obesity rate is worse than the state, and getting worse still**
- ❖ **Smoking rate is better than the state, and improving**
- ❖ **Jobs, pay and insurance for the 4-county region**
  - highly employed, but lower incomes and rates of insurance
- ❖ **Ethnicity (Hispanic or Latino and Amish neighbors)**
  - 3 of 4 counties have higher Latino population than across Indiana
  - Elkhart County is over double Indiana county average
  - LaGrange County not, but Amish population is not tracked

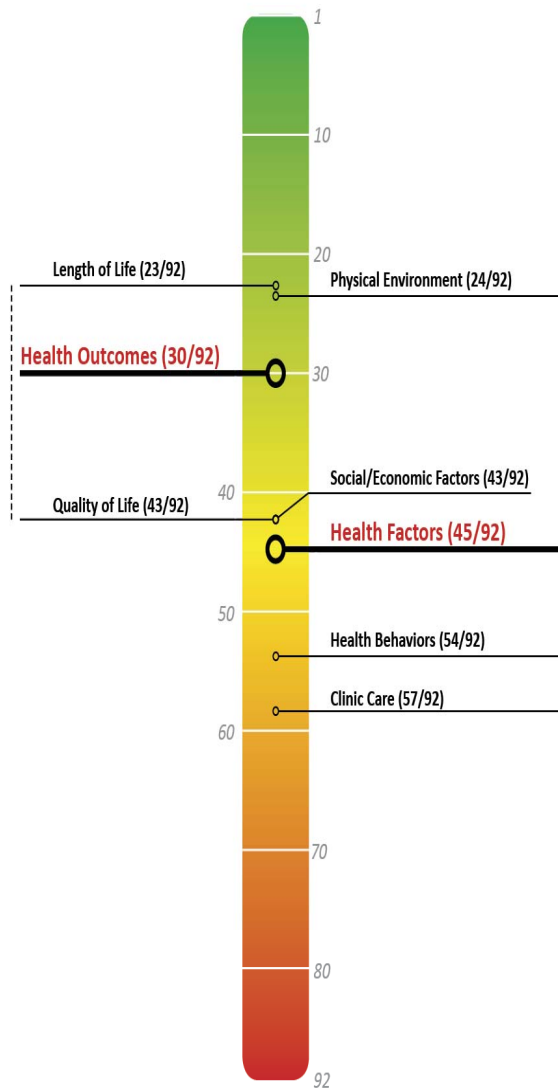
77





### Appendix III: Community Health Rankings in Elkhart County

Each year, the collaborative of University of Wisconsin Population Health Institute and the Robert Wood Johnson Foundation ranks each county in the US. The 2018 community health ranking for Elkhart County is shown in the figure below. The rankings compare Elkhart County with all of Indiana’s counties in two major areas: health outcomes and health factors. Elkhart County’s health outcome rating has decreased since 2015 (30, 2018; 20, 2015), although the health factors rating has improved (43, 2018; 59, 2015). This is due primarily to an improvement in social/economic factors and clinical care since 2015. In considering this data, it must be remembered that there is a significant lag time between when the information was observed and when it appears in databases.



**2018 Community Health Rankings: Elkhart County\***

\*Source: <http://www.countyhealthrankings.org/app/indiana/2018>



## Appendix IV: Summary of Mental Health of Latino Youth in Elkhart County

Three research articles published in 2017-18 complement the secondary data from Indiana University School of Medicine and the Goshen Health trend report. These articles were brought to the attention of the Community Advisory Council by one of its members who helped facilitate the research assessment of 269 Mexican-origin youth in Elkhart County. The focus of the research was on the impact of racial ethnic discrimination on adolescent mental health/depression.

All three articles were published by the same set of four authors. They are Irene J.K. Park, Indiana University School of Medicine-South Bend; David R. Williams, Harvard University; Lijuan Wang, University of Notre Dame and Margarita Alegria, Massachusetts General Hospital and Harvard Medical School. The data collected has resulted in three published papers to date, each with a unique research theme.

**Article 1:** Coping with racism: Moderators of the discrimination—adjustment link among Mexican-origin adolescents. *Child Development*

This article reflects a three-way longitudinal study to test three different coping strategies and their impact on perceived racial-ethnic discrimination and adjustment. The coping strategies considered are ethnic identity, perceived social support and anger regulation. The study concluded these coping strategies can help inform prevention and intervention efforts in addressing the negative impact of racial discrimination for Latino youth.

Park, I. J. K., Wang, L., Williams, D. R., & Alegria, M. (2018). Coping with racism: Moderators of the discrimination—adjustment link among Mexican-origin adolescents. *Child Development, 89*, e293-e310.

**Article 2:** Racial/ethnic discrimination and mental health in Mexican-origin youths and their parents: Testing the “linked lives” hypothesis. *Journal of Adolescent Health*

This article supports a “linked lives perspective” noting a correlation between family member discrimination experiences and the impact those experiences have on adolescent mental health (depression) within the family. The research concluded that discrimination against fathers impacted the mental health of adolescents more so than discrimination against mothers. Similarly, the impact of discrimination on children had little effect on their parent’s mental health. The purpose of this research was to aid in defining appropriate prevention and intervention strategies to address Latino adolescent mental health, particularly depression.

Park, I. J. K., Du, H., Wang, L., Williams, D. R., & Alegria, M. (2018). Racial/ethnic discrimination and mental health in Mexican-origin youths and their parents: Testing the “linked lives” hypothesis. *Journal of Adolescent Health, 62*, 480-487.



**Article 3:** Does anger regulation mediate the discrimination-mental health link among Mexican-origin adolescents? A longitudinal mediation analysis using multilevel modeling. *Developmental Psychology*

This article considers the value in targeting outward anger suppression to effectively manage mental health (anxiety and depression) in response to racial-ethnic discrimination. The article draws a direct correlation between discrimination, outward expressions of anger and heightened levels of anxiety and depression among Latino youth. The research concludes focusing on mediating the level of outward expressions of anger can help mitigate the level of anxiety and depression for Latino adolescent youth.

Park, I. J. K., Wang, L., Williams, D. R., & Alegría, M. (2017). Does anger regulation mediate the discrimination-mental health link among Mexican-origin adolescents? A longitudinal mediation analysis using multilevel modeling. *Developmental Psychology*, 53, 340-352.



## Appendix V: Focus Group and Key Informant Survey

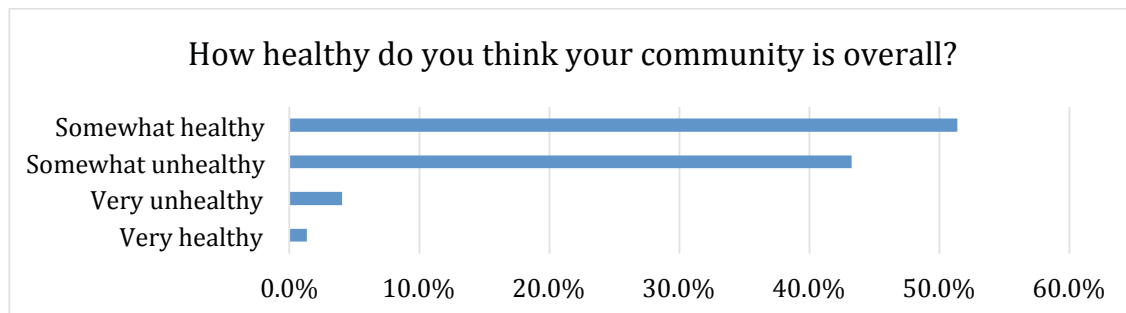
### Introduction

At the beginning of each focus group meeting and key informant interview, each participant completed a brief survey. The purpose of the survey was to stimulate the thinking of focus group members and key informants for the conversations that followed. In addition, the survey provided a systematic method of gathering the individual perspectives of participants. A total of 74 surveys was completed.

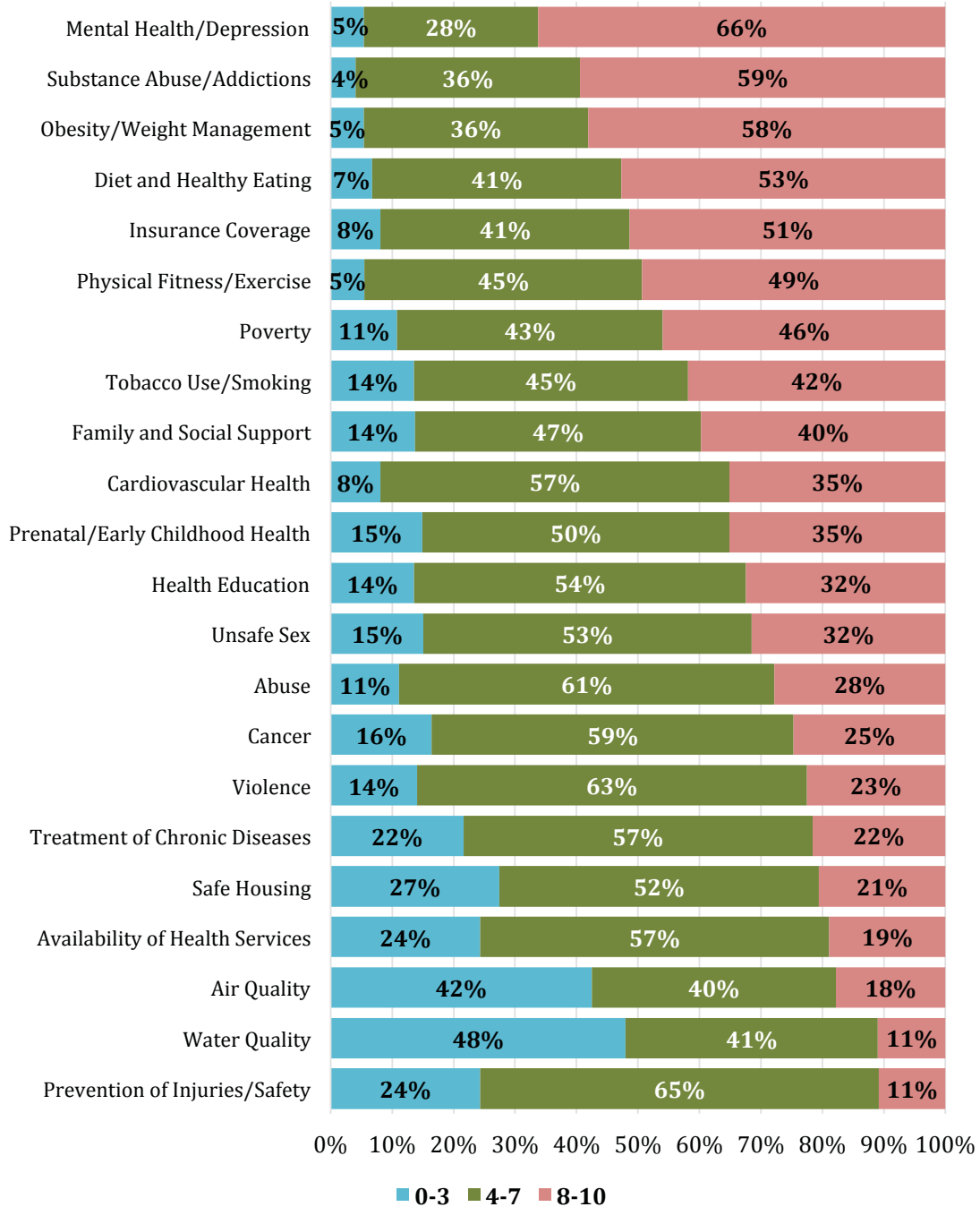
The survey included the following questions:

- How healthy do you think your community is overall?
- A request to rate the level of concern for 22 community health needs/problems.
- A request to rate a list of 19 health education needs in the community.
- The request to rate Goshen Health’s understanding of the health needs of the community.
- Demographic information including:
  - What is your current age?
  - What is your ethnicity?
  - What is your highest level of education?
  - In which county do you reside?

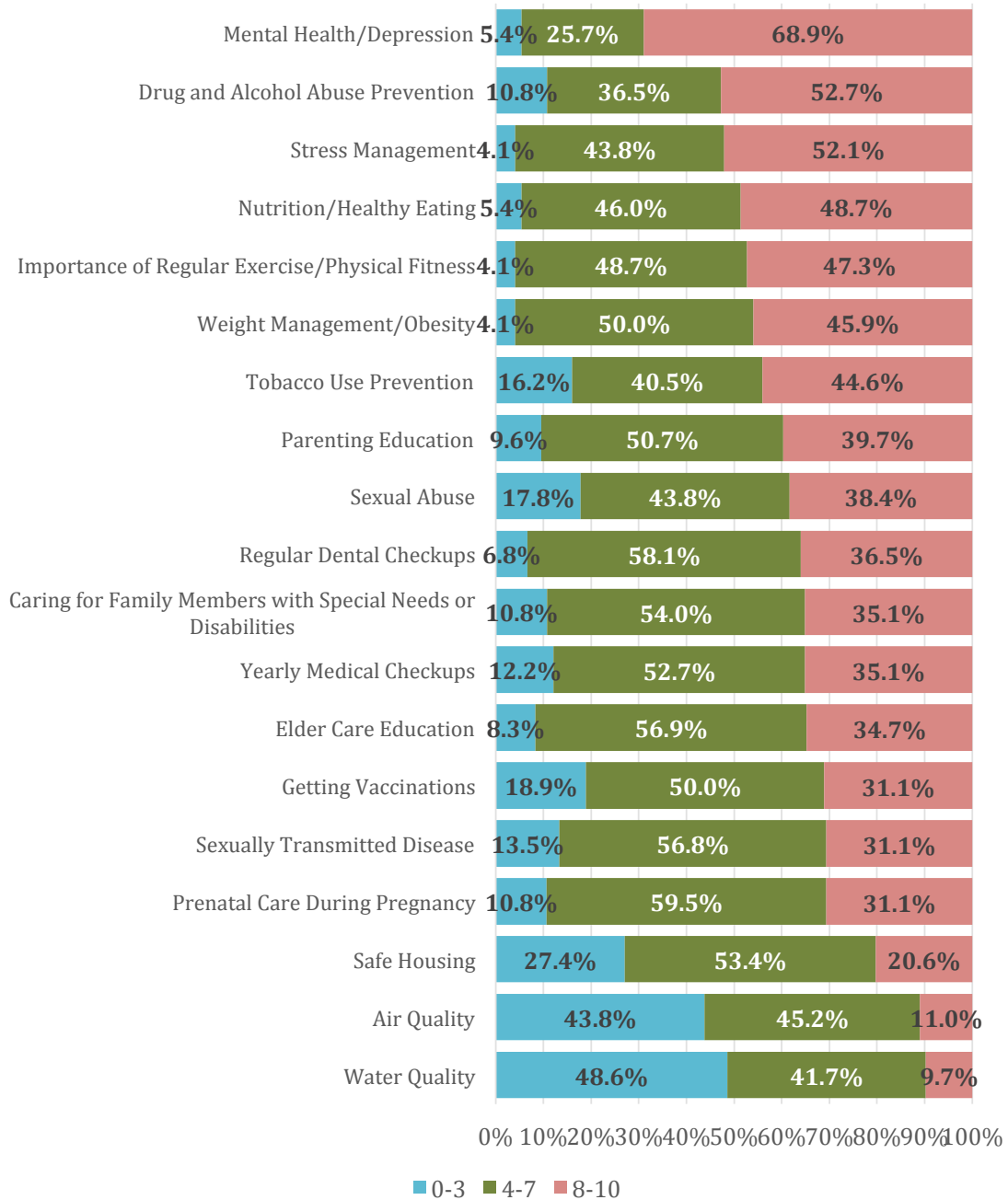
### Findings



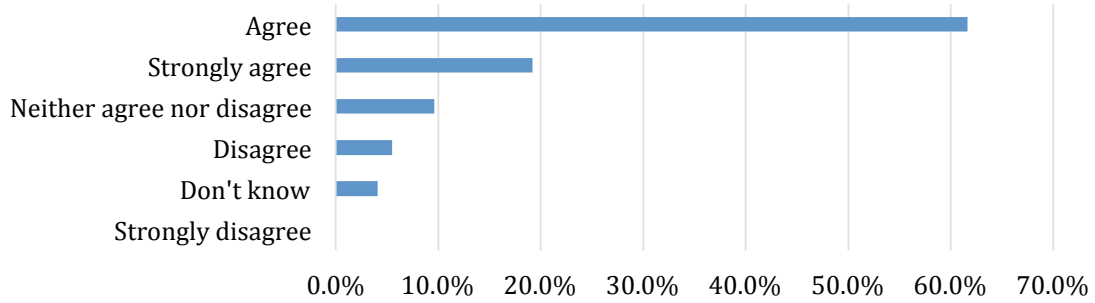
Please rate the following community health needs/problems by level of concern.



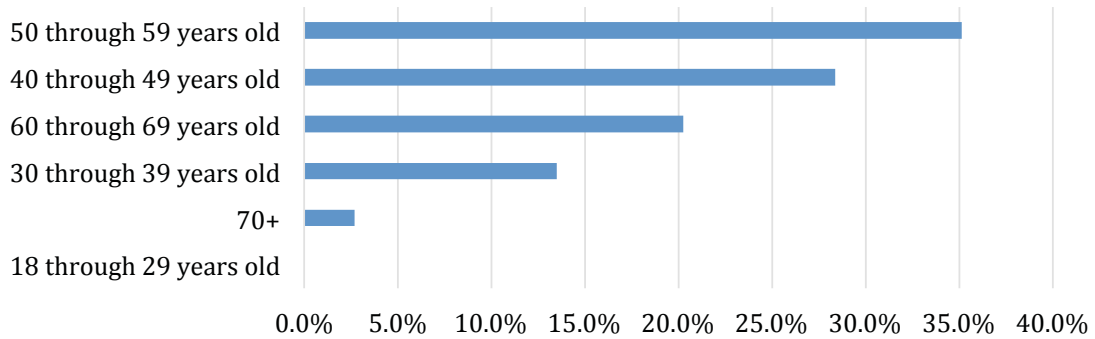
Please rate the following health education needs in the community by level of need.



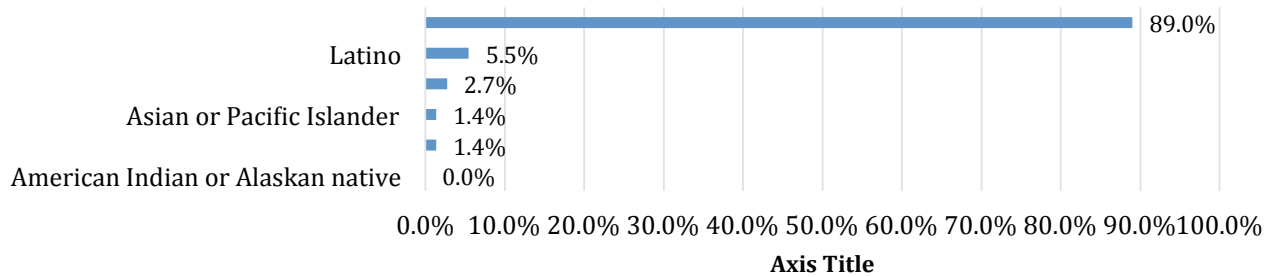
### Goshen Health understands the health needs of the community.



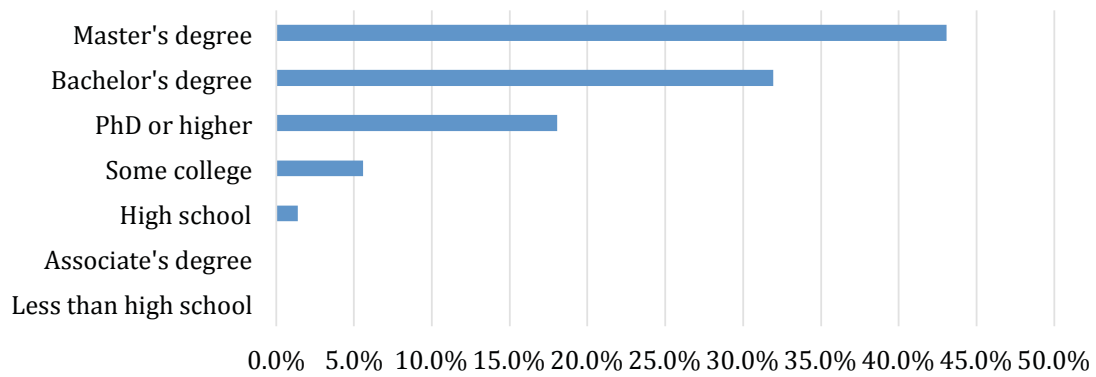
### What is your current age?



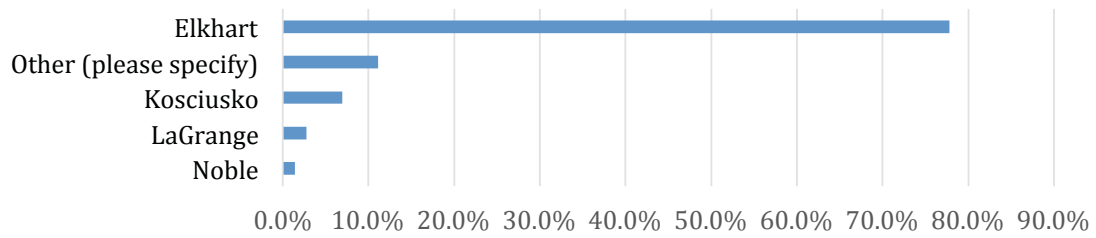
### What is your ethnicity?



### What is your highest level of education?



### In which county do you reside?





## Appendix VI: Goshen Health Community Survey

The Goshen School health survey included both Latino and non-Latino parents and guardians in the Goshen Community Schools. Respondents evaluated 16 health needs in the community using a scale where 1 meant very little impact and 10 meant very high impact. The data was analyzed by calculating the percentage of total responses in three categories: low (1-3) , medium (4-7) and high (8-10).

The health concerns in the high category were then tabulated and ranked for Latino and non-Latino parents and guardians. These rankings are compared in the table below.

| What are the health concerns within the community? | Latino Rank | Non-Latino Rank |
|--|-------------|-----------------|
| Obesity/Exercise                                   | 1 76%       | 3 67%           |
| Diet and healthy eating                            | 2 73%       | 4 64%           |
| Prenatal/Early childhood health                    | 3 72%       | 7 62%           |
| Insurance coverage                                 | 4 72%       | 2 68%           |
| Tobacco use/Smoking                                | 5 71%       | 11 54%          |
| Unsafe sex   | 6 69%       | 9 58%           |
| Violence   | 7 68%       | 13 51%          |
| Substance abuse/Addictions                         | 8 67%       | 5 64%           |
| Cancer   | 9 66%       | 14 50%          |
| Mental Health/Depression                           | 10 65%      | 1 69%           |
| Health education                                   | 11 65%      | 8 58%           |
| Cardiovascular health                              | 12 63%      | 12 52%          |
| Injuries/Safety                                    | 13 61%      | 16 39%          |
| Access to health services                          | 14 58%      | 10 55%          |
| Poverty  | 15 58%      | 6 62%           |
| Treatment of chronic disease                       | 16 57%      | 15 46%          |



## Appendix VII: Community Resources: Focus Groups and Key Informants

The most significant resources available and those not available to address community health needs were identified by focus groups and key informants and are noted in the tables below.

### Resources Available: Focus Groups and Key Informants

| Resources Available to Meet Healthcare Needs |                                 |                                     |                                    |                        |
|--|---------------------------------|-------------------------------------|------------------------------------|------------------------|
| Data Set                                     | Amish Focus Groups <sup>1</sup> | Community Focus groups <sup>2</sup> | Key Informants <sup>3</sup>        |                        |
| Health Outcomes                              |                                 |                                     |                                    |                        |
|  |                                 |                                     |                                    |                        |
|  |                                 |                                     |                                    |                        |
|  |                                 |                                     |                                    |                        |
| Health Factors                               | Healthy Behaviors               | Locally-grown foods                 |                                    |                        |
|  |                                 |                                     |                                    |                        |
|  |                                 |                                     |                                    |                        |
|  |                                 |                                     |                                    |                        |
|  | Clinical Care                   | Area medical providers              | Mental health providers            | Goshen Health services |
|  |                                 | Home remedies                       | Goshen Health services             |                        |
|  |                                 | Natural products stores             |                                    |                        |
|  | Social & economic               | Church/community crisis support     |                                    |                        |
|  |                                 |                                     |                                    |                        |
|  |                                 |                                     |                                    |                        |
|  |                                 |                                     |                                    |                        |
| Phy Env                                      |                                 | Bike paths and walking trails       |                                    |                        |
| Policies & programs                          |                                 | Non-profit organizational services  | Non-profit organizational services |                        |
|  |                                 | Governmental programs               | Governmental programs              |                        |
|  |                                 | Schools: health information         | Schools: health information        |                        |
|  |                                 |                                     | Employer benefits                  |                        |
| Resources Available to Meet Healthcare Needs |                                 |                                     |                                    |                        |



| Resources Not Available to Meet Healthcare Needs |                                 |   |  |  |
|--|---------------------------------|---|--|--|
| Data Set   | Amish Focus Groups <sup>1</sup> | Other Focus groups <sup>2</sup>                         | Key Informants <sup>3</sup>                  |  |
| Health Outcomes                                  |                                 |   |  |  |
|  |                                 |   |  |  |
|  |                                 |   |  |  |
| Health Factors                                   | Healthy Behaviors               |   |  |  |
|  |                                 |   |  |  |
|  |                                 |   |  |  |
|  |                                 |   |  |  |
|  | Clinical Care                   | Low-cost medical clinics                                | Insurance                                    | Insurance                                    |
|  |                                 | Local clinics   | Substance abuse treatment                    | Primary care physicians                      |
|  |                                 |   | Mental health providers                      | Mental health providers                      |
|  |                                 |   | Help in navigating healthcare system         | Help in navigating healthcare system         |
|  |                                 |   | Transportation                               | Transportation                               |
|  |                                 |   | Healthcare workers                           |  |
|  | Social & economic               | Easily accessible health education                      | Language translators and cultural navigation | Language translation and cultural navigation |
|  |                                 |   | Financial resources                          |  |
|  |                                 |   | Family and social support structures         |  |
|  |                                 | Health education  |  |  |
|  |                                 | Formal education  |  |  |
| Phy Env  |                                 |   |  |  |
| Policies & programs                              |                                 | Lack of coordination in not-for-profit services offered | Inadequate governmental programs             |  |
|  |                                 |   | Inadequate employer benefits                 |  |
|  |                                 |   |  |  |
| Resources Not Available to Meet Healthcare Needs |                                 |   |  |  |



## Appendix VIII: Resources Available – Goshen Health Summary

### Daily Life Needs: Transportation Assistance

| Name  | Address   | City         | Phone        | URL  |
|---|---|--------------|--------------|--|
| <b>Ace Cab</b>  | 300 E. High St. Elkhart, IN 46516                                     | Elkhart      | 574-295-6886 | -  |
| <b>American Cancer Society Road to Recovery Program</b> | 111 E. Ludwig Rd. Suite 105 Ft. Wayne, IN 46825                       | Ft Wayne     | 888.227.6333 | <a href="http://www.cancer.org">www.cancer.org</a>   |
| <b>Cancer Resources of Elkhart County</b>               | 23971 US 33 Elkhart, IN 46517   | Elkhart      | 574-875-5158 | <a href="http://elkhartcancer.org">elkhartcancer.org</a>                                     |
| <b>Cancer Services of NE Indiana</b>                    | 6316 Mutual Dr. Ft. Wayne, IN 46825                                   | Ft Wayne     | 260-484-9560 | <a href="http://cancer-services.org">cancer-services.org</a>                                 |
| <b>CancerCare</b>                                       |   |              | 800.813.4673 | <a href="http://cancercare.org">cancercare.org</a>   |
| <b>Council on Aging – Elkhart County resident only</b>  | 131 W. Tyler St. Suite A. Elkhart, IN 46516                           | Elkhart      | 574.295.1820 | <a href="http://www.elkhartcoa.org">www.elkhartcoa.org</a>                                   |
| <b>DAV Transport Van</b>                                |   |              | 574-522-1480 | -  |
| <b>Elder Haus</b>                                       | 451 N. Main St. Nappanee, IN 46550                                    | Nappanee     | 574-773-2424 | <a href="http://www.nappanee.org/elderhaus.html">www.nappanee.org/elderhaus.html</a>         |
| <b>I.W.I.N. Foundation</b>                              | PO Box 30648 Indianapolis, IN 46220                                   | Indianapolis | 866-900-4946 | -  |
| <b>Interurban Trolley</b>                               | 227 W. Jefferson Blvd. 1120 County-City Building South Bend, IN 46601 | South Bend   | 574-674-8894 | -  |
| <b>K21 Gas Vouchers</b>                                 | 2170 N. Pointe Dr. Warsaw, IN 46582                                   | Warsaw       | 574-269-5188 | -  |
| <b>Kosciusko Area Bus Services (KABS)</b>               | 1804 E. Winona Ave. Warsaw, IN 46580                                  | Warsaw       | 574-267-4990 | -  |
| <b>Kosciusko Community Senior Services</b>              |   |              | 574-267-2012 | -  |
| <b>LaGrange County Area Transit-COA</b>                 | 410 E. Central Ave. LaGrange, IN 46761                                | LaGrange     | 260-463-4161 | <a href="http://www.lagrangecoa.org">www.lagrangecoa.org</a>                                 |
| <b>LCP Transportation</b>                               | 4308 Guion Rd. St D Indianapolis, IN 46254                            | Indianapolis | 317-291-9318 | <a href="http://www.lcptransportation.com/about-lcp">www.lcptransportation.com/about-lcp</a> |
| <b>Leukemia and Lymphoma Society</b>                    |   |              |              | -  |
| <b>Louie's Limo</b>                                     |   |              | 574-533-2778 | -  |



|   |                                      |              |              |  |
|---|--------------------------------------|--------------|--------------|--|
| <b>Metastatic Prostate Cancer Fund</b>                  | PAN Foundation                       |              |              | -  |
| <b>Noble County Council on Aging</b>                    | 111 Cedar St. Kendallville, IN 46755 | Kendallville | 260-347-4226 | -  |
| <b>PAN Foundation</b>                                   |                                      |              |              | -  |
| <b>Precious Care</b>                                    |                                      |              | 574-326-3991 | -  |
| <b>Senior Mobiltiy</b>                                  | 9695 Old Port Cove Bristol, IN 46507 | Bristol      | 574-584-4383 | <a href="http://www.seniormobilityindiana.com/index">www.seniormobilityindiana.com/index</a> |
| <b>The Window - Discounted Cab for Goshen Residents</b> | 223 S. Main St. Goshen, IN 46526     | Goshen       | 574-533-9680 | -  |
| <b>Tri-County Ambulance</b>                             |                                      |              | 888-606-5050 | -  |

### Daily Life Needs: Food Assistance

| Name   | Address  | City       | Phone          | URL  |
|--|--|------------|----------------|--|
| <b>Agape Missionary Baptist Church Food Pantry</b> | 248 W. Wolf Avenue, Elkhart, IN 46516                                | Elkhart    | 574-522-2649   |  |
| <b>Augustana Lutheran Church</b>                   | 1133 Kilbourn St, Elkhart, IN 46514                                  | Elkhart    | 574-294-3823   |  |
| <b>Bristol Food Pantry</b>                         | Bristol United Methodist Church 101 W. Vistula St. Bristol, IN 46507 | Bristol    | (574) 333-8959 |  |
| <b>Catholic Charities</b>                          | 1817 Miami Street, South Bend, IN 46613                              | South Bend | 574-234-3111   | <a href="http://www.ccfwsb.org">www.ccfwsb.org</a>   |
| <b>Center for the Homeless</b>                     |  | South Bend | 574-282-8700   | <a href="http://www.cfh.net">www.cfh.net</a>   |
| <b>Christ's Commissary Food Pantry</b>             | 24197 CR 16 E., Elkhart, IN 46516                                    | Elkhart    | 574-304-2749   | <a href="http://www.christscommissary.com">www.christscommissary.com</a>                   |
| <b>Church Community Services</b>                   | 907 Oakland Avenue Elkhart, IN                                       | Elkhart    | 574-295-3673   | <a href="http://www.churchcommunityservices.org">www.churchcommunityservices.org</a>       |
| <b>Church Without Walls Food Pantry</b>            | 731 Wagner, Elkhart, IN 46516  | Elkhart    | 574-293-0776   | -  |
| <b>Combined Community Services</b>                 | 1195 Mariners, Warsaw, IN 46582                                      | Warsaw     | 574-269-6019   | <a href="http://www.combinedcommunityservices.org/">www.combinedcommunityservices.org/</a> |



|   |  |             |                              |  |
|---|--|-------------|------------------------------|--|
| <b>Community Action of NE Indiana</b>                   | 227 E. Washington Blvd                   | South Bend  | 800-589-2264                 | <a href="http://www.canihelp.org">www.canihelp.org</a>                                 |
| <b>Council On Aging</b>                                 | 230 E. Jackson Blvd, Elkhart, IN 46516   | Elkhart     | 574-295-1820                 | <a href="http://www.elkhartcoa.org">www.elkhartcoa.org</a>                             |
| <b>County Line Brethren Chuch Food Pantry</b>           | 69988 US 31, Lakeville, IN 46536         | Lakeville   | 574-784-3352                 | -  |
| <b>Cross Bars Ministries Food Pantry</b>                | 1102 Union Street, Mishawaka, IN 46544   | Mishawaka   | 574-204-2813                 | -  |
| <b>East Goshen Mennonite Church</b>                     | 17861 SR 4, Goshen, IN 46528             | Goshen      | 574-533-7161                 | <a href="http://www.eastgoshenmc.org">www.eastgoshenmc.org</a>                         |
| <b>Elkhart Seventh Day Adventist Food Pantry</b>        | 2115 S. 6th Street, Elkhart, IN 46517    | Elkhart     | 574-522-2277                 | -  |
| <b>Fairfield Community Pantry</b>                       | 67240 CR 31, Goshen, IN 46526            | Goshen      | 574-831-2188                 | -  |
| <b>Faith Chrsitian Chapel Food Pantry</b>               | 20876 Pierce Road, Lakeville, IN 46536   | Lakeville   | 574-784-8505                 | -  |
| <b>Faith Mission Soup Kitchen</b>                       | 801 Benham, Elkhart, IN 46516            | Elkhart     | 574-293-3406<br>574-294-1787 | <a href="http://www.thefaithmission.org/">www.thefaithmission.org/</a>                 |
| <b>Family Christian Development Center</b>              | 151 South Locke St. Nappanee, IN 46550   | Nappanee    | (574) 773-2149               | -  |
| <b>Fellowship Missions</b>                              | P.O. Box 382, Winona Lake, IN 46590      | Winona Lake | 574-268-9555                 | <a href="http://www.fellowshipmissions.net">www.fellowshipmissions.net</a>             |
| <b>First United Food Pantry</b>                         | 214 S. 5th Street, Goshen, IN 46528      | Goshen      | 574-533-9518                 | -  |
| <b>Good Neighbor Food Pantry</b>                        | 19076 3rd Street, New Paris, IN 46553    | New Paris   | 574-831-2766                 | <a href="http://www.newparisfirst.com/ministries">www.newparisfirst.com/ministries</a> |
| <b>Goshen Church of God Food Pantry</b>                 | 1304 E. Lincoln Avenue, Goshen, IN 46528 | Goshen      | 574-533-1518                 | -  |
| <b>Granger Missionary Church Food Pantry</b>            | 50841 Birch Road, Granger, IN 46530      | Granger     | 574-272-2410                 | -  |
| <b>Guidance Ministries Food Pantry and Soup Kitchen</b> | 216 N. 2nd Street, Elkhart, IN 46517     | Elkhart     | 574-296-7192                 | <a href="http://www.guidanceministries.com">www.guidanceministries.com</a>             |



|  |   |               |              |  |
|--|---|---------------|--------------|--|
| <b>Harvest of Hope Food Pantry</b>                                     | 423 E. Jefferson Street,<br>Goshen, IN 46528            | Goshen        | 574-903-9456 | -  |
| <b>Healthy Beginnings (Healthy Babies)</b>                             | 117 N. 2nd Street,<br>Goshen, IN 46526                  | Goshen        | 574-535-6765 | <a href="http://www.elkhartcountyhealth.org/healthybeginnings/index.html">www.elkhartcountyhealth.org/healthybeginnings/index.html</a> |
| <b>Heaven Serenity Outreach Ministries Food Pantry</b>                 | 57772 CR 9, Unit 2,<br>Elkhart, IN 46516                | Elkhart       | 574-536-6632 | -  |
| <b>Hope Ministries</b>   | 432 S. Lafayette, South<br>Bend, IN 46601               | South<br>Bend | 574-235-4150 | <a href="http://www.hopesb.org">www.hopesb.org</a>   |
| <b>Indiana Family Helpline</b>   |   |               | 855-435-7178 | <a href="http://www.in.gov/isdh/21047.htm">www.in.gov/isdh/21047.htm</a>   |
| <b>Ireland Road Church of God Food Pantry</b>                          | 16555 Ireland Road,<br>Mishawaka, IN 46544              | Mishawa<br>ka | 574-255-8778 | -  |
| <b>Kosciusko County Cancer Care Fund</b>                               | 1515 Provident Drive,<br>Warsaw, IN 46580               | Warsaw        | 574-372-3500 | <a href="http://www.k21foundation.org">www.k21foundation.org</a>   |
| <b>La Casa of Goshen</b>   | 202 N. Cottage Avenue,<br>Goshen, IN 46526              | Goshen        | 574-533-4450 | -  |
| <b>LaGrange County Clothes and Food Basket</b>                         | 201 North Detroit St.<br>Lagrange IN 46761              | Lagrange      | 260.463.7974 | -  |
| <b>LaGrange County Council on Aging</b>                                | 410 E. Central Avenue<br>(US 20) LaGrange, IN<br>46761  | LaGrange      | 260-463-4161 | <a href="http://www.lagrangecoa.org">www.lagrangecoa.org</a>   |
| <b>Life Point Church Food Pantry</b>                                   | 1006 S. 16th Street,<br>Goshen, IN 46526                | Goshen        | 574-533-1191 | <a href="http://www.goshencfcog.com">www.goshencfcog.com</a>   |
| <b>Meals on Wheels - Area 2 Agency on Aging</b>                        | 3701 S. Main Street,<br>#1005-120, Elkhart, IN<br>46517 | Elkhart       | 574-875-0606 | <a href="http://www.mealcall.org">www.mealcall.org</a>   |
| <b>Meals on Wheels - Maple Leaf Commons Meal Site</b>                  | 2926 Elkhart Road,<br>Goshen, IN 46526                  | Goshen        | 574-534-6827 | <a href="http://www.mealcall.org">www.mealcall.org</a>   |
| <b>Meals on Wheels - The Salvation Army of Goshen</b>                  | 1013 N. Main Street,<br>Goshen, IN 46528                | Goshen        | 574-533-9584 | <a href="http://www.mealcall.org">www.mealcall.org</a><br><a href="http://www.sagoshen.org/">www.sagoshen.org/</a>                     |
| <b>Meals on Wheels - Union Center Church of the Brethren Meal Site</b> | 70535 CR 11,<br>Nappanee, IN 46550                      | Nappane<br>e  | 574-773-4295 | <a href="http://www.mealcall.org">www.mealcall.org</a>   |
| <b>Meals on Wheels - Council On Aging</b>                              | 2555 Oakland Avenue,<br>Elkhart, IN 46517               | Elkhart       | 574-295-1820 | <a href="http://www.mealcall.org">www.mealcall.org</a>   |
| <b>Meals on Wheels - Elder-</b>  | 258 E. Market Street,                                   | Nappanee      | 574-7732424  | <a href="http://www.mealcall.org">www.mealcall.org</a>   |
| <b>Haus</b>  | Nappanee, IN 46550                                      | e             |              |  |



|   |   |            |              |  |
|---|---|------------|--------------|--|
| <b>Meals on Wheels - YWCA Senior Center</b>         | 1400 Fairfield Avenue, Goshen, IN 46526             | Goshen     | 574-533-2498 | <a href="http://www.mealcall.org">www.mealcall.org</a>   |
| <b>Meals on Wheels Elkhart</b>                      | Trinity United Methodist Church, Elkhart            | Elkhart    |              | -  |
| <b>Meals On Wheels Goshen - The Window</b>          | 223 S Main St Goshen, IN 46526                      | Goshen     | 574-533-9680 | <a href="http://www.mealcall.org">www.mealcall.org</a>   |
| <b>Middlebury Community Food Pantry</b>             | 13307 Co Rd 16, Middlebury, IN 46540                | Middlebury | 574-825-2325 | <a href="http://www.firstmennonite.net/food-pantry.html">http://www.firstmennonite.net/food-pantry.html</a>  |
| <b>Mishawaka Food Pantry</b>                        | 315 Lincolnway W., Mishawaka, IN 46544              | Mishawaka  | 574-220-6213 | -  |
| <b>MOM's Meals</b>                                  | 3210 SE 72nd Street, Ankeny, IA 50021               |            | 877-508-6667 | <a href="http://www.momsmeals.com">www.momsmeals.com</a>   |
| <b>Mustard Seed Food Pantry</b>                     | 29064 CR 16, Elkhart, IN 46515                      | Elkhart    | 574-293-1833 | -  |
| <b>Nappanee First Church of God</b>                 | 72036 CR 7, Nappanee, IN 46550                      | Nappanee   | 574-773-7743 | <a href="http://www.napfirstchog.com">www.napfirstchog.com</a>   |
| <b>National Veterans Foundation</b>                 | 9841 Airport Blvd, Suite 418, Los Angeles, CA 90045 |            | 888-777-4443 | <a href="http://www.nvf.org/">www.nvf.org/</a>   |
| <b>New Hope United Methodist Church Food Pantry</b> | 28765 CR 4 W., Elkhart, IN 46514                    | Elkhart    | 574-262-9341 | <a href="http://www.newhopeumc.com/home">www.newhopeumc.com/home</a>   |
| <b>Noble County Food Pantries</b>                   | 519 Gerber, Ligonier, IN 46767                      | Ligonier   | 260-894-4670 | <a href="http://www.communityharvest.org/food_assistance/docs/Noble_County_Food_Pantries.pdf">www.communityharvest.org/food_assistance/docs/Noble_County_Food_Pantries.pdf</a> |
| <b>Northern Indiana Food Bank</b>                   | 702 S. Chapin Street, South Bend, IN 46601          | Bend       | 574-232-9986 | <a href="http://www.feedindiana.org/">www.feedindiana.org/</a>   |
| <b>Open Door</b>                                    | 292 S. Main St. Nappanee, IN 46550                  | Nappanee   | 574-773-3820 | -  |
| <b>Open Door Food Pantry</b>                        | 292 S. Main Street, Nappanee, IN 46550              | Nappanee   | 574-773-3820 | -  |
| <b>Radiant Life Church Food Pantry</b>              | 2936 Lillian Avenue, Elkhart, IN 46514              | Elkhart    | 574-294-3966 | -  |





|  |  |             |                              |  |
|--|--|-------------|------------------------------|--|
| <b>REAL Services (Meals on Wheels)</b>                           | Concord Mall                                 | Elkhart     | (574) 875-0606               | -  |
| <b>Salvation Army - Elkhart</b>                                  | 300 N. Main Street, Elkhart, IN 46516        | Elkhart     | 574-970-0088                 | <a href="http://www.saelkhart.org/">www.saelkhart.org/</a>                                 |
| <b>Salvation Army (Goshen)</b>                                   | 1013 N Main St, Goshen, IN 46528             | Goshen      | 574-533-9584                 | -  |
| <b>Shepherd's Cove Food Pantry</b>                               | 1010 E. Mishawaka Rd, Elkhart, IN 46517      | Elkhart     | 574-293-5963                 | -  |
| <b>Society of Saint Vincent De Paul</b>                          | 1101 Main Street, Elkhart, IN 46516          | Elkhart     | 574-293-8231                 | <a href="http://www.svcelk.org">www.svcelk.org</a>   |
| <b>St. John's Episcopal Church</b>                               | 226 W. Lexington Avenue, Elkhart, IN 46516   | Elkhart     | 574-295-1725                 | -  |
| <b>St. Margaret's House</b>                                      | 117 N. Lafayette Blvd., South Bend, IN 46601 | South Bend  | (574) 234-7795               | -  |
| <b>Stepping Forward Food Pantry</b>                              | 110 High Street, Elkhart, IN 46516           | Elkhart     | 574-903-4114                 | <a href="http://www.foodbank150.org/6_elkhart.html">www.foodbank150.org/6_elkhart.html</a> |
| <b>Susana's Soup Kitchen</b>                                     | 431 S. 3rd. Street, Elkhart, IN 46517        | Elkhart     | 574-522-5893                 | -  |
| <b>The Good Neighbor Food Pantry</b>                             | 68472 State Road 15, New Paris, IN 46533     | New Paris   | 574-831-2766                 | -  |
| <b>The Shepherd's Cove Food Pantry (Calvary Assembly of God)</b> | 1010 E. Mishawaka Road, Elkhart, IN 46517    | Elkhart     | 574-293-5963                 | -  |
| <b>The Window</b>  | 223 S Main St Goshen, IN 46526               | Goshen      | 574-533-9680                 | <a href="http://www.thewindowofgoshen.com/">www.thewindowofgoshen.com/</a>                 |
| <b>Township Trustee - Baugo</b>                                  | 57955 CR 3, Suite B, Elkhart, IN 46516       | Elkhart     | 574-293-5873                 | -  |
| <b>Township Trustee - Benton</b>                                 | 69777 CR 137, Millersburg, IN 46543          | Millersburg | 574-642-3659<br>574-202-3712 |  |
| <b>Township Trustee - Cleveland</b>                              | 29990 Old US 20 W., Elkhart, IN 46514        | Elkhart     | 574-343-2548                 |  |
| <b>Township Trustee - Clinton</b>                                | 11699 CR 42, Millersburg, IN 46543           | Millersburg | 574-642-3202                 | Email:<br>clevelandtwp@comcast.net   |



|  |   |            |              |  |
|--|---|------------|--------------|--|
| <b>Township Trustee - Concord</b>                    | 228 Waterfall Drive, Suite A, Elkhart, IN 46516   | Elkhart    | 574-283-6889 |  |
| <b>Township Trustee - Elkhart</b>                    | 106 N. 5th Street, Goshen, IN 46528               | Goshen     | 574-533-2066 | Email: ccheek@maplenet.net   |
| <b>Township Trustee - Harrison</b>                   | 63095 CR 13, Goshen, IN 46526                     | Goshen     | 574-875-5039 | Email: rvyaw@yahoo.com   |
| <b>Township Trustee - Jackson</b>                    | 70755 CR 27, Syracuse, IN 46567                   | Syracuse   | 574-831-3322 |  |
| <b>Township Trustee - Jefferson</b>                  | 58518 SR 15, Goshen, IN 46528                     | Goshen     | 574-535-9015 | Email: jtt@maplenet.net  |
| <b>Township Trustee - Locke</b>                      | 302 N. Clark Street, Nappanee, IN 46550           | Nappanee   | 574-773-3320 | Email: locketownshiptrustee@yahoo.com  |
| <b>Township Trustee - Middlebury</b>                 | 117 N. Main Street, Middlebury, IN 46540          | Middlebury | 574-825-3446 |  |
| <b>Township Trustee - Olive</b>                      | 29178 CR 38, Wakarusa, IN 46573                   | Wakarusa   | 574-862-1480 | Email: lahartzell@aol.com  |
| <b>Township Trustee - Osolo</b>                      | 25600 CR 4, Elkhart, IN 46514                     | Elkhart    | 574-262-2175 |  |
| <b>Township Trustee - Union</b>                      | 302 E. Woodview Drive, Nappanee, IN 46550         | Nappanee   | 574-773-5534 |  |
| <b>Township Trustee - York</b>                       | 14868 CR 4, Bristol, IN 46507                     | Bristol    | 574-848-9387 | Email: chrisa@maplenet.net   |
| <b>Veteran Services of Elkhart County</b>            | 320 W. High Street, Elkhart, IN 46516             | Elkhart    | 574-523-2342 | <a href="http://www.in.gov/dva/elkhart.htm">www.in.gov/dva/elkhart.htm</a>     |
| <b>Washington Township Trustee</b>                   | 3503 Fox Chase, Bristol, IN 46507                 | Bristol    | 574-848-7024 | Email: beufordlee@hotmail.com  |
| <b>Welfare Office - State of Indiana</b>             | 1120 N. Main Street, Suite 201, Elkhart, IN 46514 | Elkhart    | 800-403-0864 | <a href="http://www.in.gov/fssa/dfr/3177.htm">www.in.gov/fssa/dfr/3177.htm</a> |
| <b>Women, Infants &amp; Children (WIC) - Elkhart</b> | 1400 Hudson Street, Elkhart, IN 46516             | Elkhart    | 574-522-0104 | <a href="http://www.in.gov/isdh/19691.htm">www.in.gov/isdh/19691.htm</a>       |
| <b>Women, Infants &amp; Children (WIC) - Goshen</b>  | 117 N. 2nd Street, Room 112, Goshen, IN 46526     | Goshen     | 574-535-6765 | <a href="http://www.in.gov/isdh/19691.htm">www.in.gov/isdh/19691.htm</a>       |
|  | 46526   |            |              |  |



|   |   |        |              |  |
|---|---|--------|--------------|--|
| <b>Women, Infants &amp; Children (WIC) - Noble County</b> | 774 Trail Ridge Road, Suite B, Albion, IN 46701 | Albion | 260-606-2600 | <a href="http://www.wicprograms.org/li/noble_county_wic_program_46701">www.wicprograms.org/li/noble_county_wic_program_46701</a> |
| <b>Women, Infants &amp; Children (WIC) - Waraw</b>        | 1515 Provident Drive, Warsaw, IN 46580          | Warsaw | 574-269-4456 | <a href="http://www.in.gov/isdh/19691.htm">www.in.gov/isdh/19691.htm</a>   |

### Daily Life Needs: Clothing Assistance

| Name   | Address  | City       | Phone          | URL  |
|--|--|------------|----------------|--|
| <b>Agape Missionary Baptist Church Food Pantry</b> | 248 W. Wolf Avenue, Elkhart, IN 46516                                | Elkhart    | 574-522-2649   |  |
| <b>Augustana Lutheran Church</b>                   | 1133 Kilbourn St, Elkhart, IN 46514                                  | Elkhart    | 574-294-3823   |  |
| <b>Bristol Food Pantry</b>                         | Bristol United Methodist Church 101 W. Vistula St. Bristol, IN 46507 | Bristol    | (574) 333-8959 |  |
| <b>Catholic Charities</b>                          | 1817 Miami Street, South Bend, IN 46613                              | South Bend | 574-234-3111   | <a href="http://www.ccfwsb.org">www.ccfwsb.org</a>   |
| <b>Center for the Homeless</b>                     |  | South Bend | 574-282-8700   | <a href="http://www.cfh.net">www.cfh.net</a>   |
| <b>Christ's Commissary Food Pantry</b>             | 24197 CR 16 E., Elkhart, IN 46516                                    | Elkhart    | 574-304-2749   | <a href="http://www.christscommissary.com">www.christscommissary.com</a>                   |
| <b>Church Community Services</b>                   | 907 Oakland Avenue Elkhart, IN                                       | Elkhart    | 574-295-3673   | <a href="http://www.churchcommunityservices.org">www.churchcommunityservices.org</a>       |
| <b>Church Without Walls Food Pantry</b>            | 731 Wagner, Elkhart, IN 46516  | Elkhart    | 574-293-0776   | -  |
| <b>Combined Community Services</b>                 | 1195 Mariners, Warsaw, IN 46582                                      | Warsaw     | 574-269-6019   | <a href="http://www.combinedcommunityservices.org/">www.combinedcommunityservices.org/</a> |
| <b>Community Action of NE Indiana</b>              | 227 E. Washington Blvd   | South Bend | 800-589-2264   | <a href="http://www.canihelp.org">www.canihelp.org</a>                                     |
| <b>Council On Aging</b>                            | 230 E. Jackson Blvd, Elkhart, IN 46516                               | Elkhart    | 574-295-1820   | <a href="http://www.elkhartcoa.org">www.elkhartcoa.org</a>                                 |
| <b>County Line Brethren</b>                        | 69988 US 31, Lakeville, IN   | Lakeville  | 574-784-3352   | -  |
| <b>Chuch Food Pantry</b>                           | 46536  | e          |                |  |



|   |  |             |                              |  |
|---|--|-------------|------------------------------|--|
| <b>Cross Bars Ministries Food Pantry</b>                | 1102 Union Street,<br>Mishawaka, IN 46544    | Mishawaka   | 574-204-2813                 | -  |
| <b>East Goshen Mennonite Church</b>                     | 17861 SR 4, Goshen, IN 46528                 | Goshen      | 574-533-7161                 | <a href="http://www.eastgoshenmc.org">www.eastgoshenmc.org</a>   |
| <b>Elkhart Seventh Day Adventist Food Pantry</b>        | 2115 S. 6th Street, Elkhart, IN 46517        | Elkhart     | 574-522-2277                 | -  |
| <b>Fairfield Community Pantry</b>                       | 67240 CR 31, Goshen, IN 46526                | Goshen      | 574-831-2188                 | -  |
| <b>Faith Christian Chapel Food Pantry</b>               | 20876 Pierce Road,<br>Lakeville, IN 46536    | Lakeville   | 574-784-8505                 | -  |
| <b>Faith Mission Soup Kitchen</b>                       | 801 Benham, Elkhart, IN 46516                | Elkhart     | 574-293-3406<br>574-294-1787 | <a href="http://www.thefaithmission.org/">www.thefaithmission.org/</a>   |
| <b>Family Christian Development Center</b>              | 151 South Locke St.<br>Nappanee, IN 46550    | Nappanee    | (574) 773-2149               | -  |
| <b>Fellowship Missions</b>                              | P.O. Box 382, Winona Lake, IN 46590          | Winona Lake | 574-268-9555                 | <a href="http://www.fellowshipmissions.net">www.fellowshipmissions.net</a>   |
| <b>First United Food Pantry</b>                         | 214 S. 5th Street, Goshen, IN 46528          | Goshen      | 574-533-9518                 | -  |
| <b>Good Neighbor Food Pantry</b>                        | 19076 3rd Street, New Paris, IN 46553        | New Paris   | 574-831-2766                 | <a href="http://www.newparisfirst.com/ministries">www.newparisfirst.com/ministries</a>   |
| <b>Goshen Church of God Food Pantry</b>                 | 1304 E. Lincoln Avenue,<br>Goshen, IN 46528  | Goshen      | 574-533-1518                 | -  |
| <b>Granger Missionary Church Food Pantry</b>            | 50841 Birch Road,<br>Granger, IN 46530       | Granger     | 574-272-2410                 | -  |
| <b>Guidance Ministries Food Pantry and Soup Kitchen</b> | 216 N. 2nd Street, Elkhart, IN 46517         | Elkhart     | 574-296-7192                 | <a href="http://www.guidanceministries.com">www.guidanceministries.com</a>   |
| <b>Harvest of Hope Food Pantry</b>                      | 423 E. Jefferson Street,<br>Goshen, IN 46528 | Goshen      | 574-903-9456                 | -  |
| <b>Healthy Beginnings (Healthy Babies)</b>              | 117 N. 2nd Street, Goshen, IN 46526          | Goshen      | 574-535-6765                 | <a href="http://www.elkhartcountyhealth.org/healthybeginnings/index.html">www.elkhartcountyhealth.org/healthybeginnings/index.html</a> |
| <b>Heaven Serenity Outreach Ministries Food Pantry</b>  | 57772 CR 9, Unit 2,<br>Elkhart, IN 46516     | Elkhart     | 574-536-6632                 | -  |



|  |   |            |              |  |
|--|---|------------|--------------|--|
| <b>Hope Ministries</b>   | 432 S. Lafayette, South Bend, IN 46601            | South Bend | 574-235-4150 | <a href="http://www.hopesb.org">www.hopesb.org</a>   |
| <b>Indiana Family Helpline</b>   |   |            | 855-435-7178 | <a href="http://www.in.gov/isdh/21047.htm">www.in.gov/isdh/21047.htm</a>   |
| <b>Ireland Road Church of God Food Pantry</b>                          | 16555 Ireland Road, Mishawaka, IN 46544           | Mishawaka  | 574-255-8778 | -  |
| <b>Kosciusko County Cancer Care Fund</b>                               | 1515 Provident Drive, Warsaw, IN 46580            | Warsaw     | 574-372-3500 | <a href="http://www.k21foundation.org">www.k21foundation.org</a>   |
| <b>La Casa of Goshen</b>   | 202 N. Cottage Avenue, Goshen, IN 46526           | Goshen     | 574-533-4450 | -  |
| <b>LaGrange County Clothes and Food Basket</b>                         | 201 North Detroit St. Lagrange IN 46761           | Lagrange   | 260.463.7974 | -  |
| <b>LaGrange County Council on Aging</b>                                | 410 E. Central Avenue (US 20) LaGrange, IN 46761  | LaGrange   | 260-463-4161 | <a href="http://www.lagrangeco.org">www.lagrangeco.org</a>   |
| <b>Life Point Church Food Pantry</b>                                   | 1006 S. 16th Street, Goshen, IN 46526             | Goshen     | 574-533-1191 | <a href="http://www.goshenfcog.com">www.goshenfcog.com</a>   |
| <b>Meals on Wheels - Area 2 Agency on Aging</b>                        | 3701 S. Main Street, #1005-120, Elkhart, IN 46517 | Elkhart    | 574-875-0606 | <a href="http://www.mealcall.org">www.mealcall.org</a>   |
| <b>Meals on Wheels - Maple Leaf Commons Meal Site</b>                  | 2926 Elkhart Road, Goshen, IN 46526               | Goshen     | 574-534-6827 | <a href="http://www.mealcall.org">www.mealcall.org</a>   |
| <b>Meals on Wheels - The Salvation Army of Goshen</b>                  | 1013 N. Main Street, Goshen, IN 46528             | Goshen     | 574-533-9584 | <a href="http://www.mealcall.org">www.mealcall.org</a><br><a href="http://www.sagoshen.org/">www.sagoshen.org/</a> |
| <b>Meals on Wheels - Union Center Church of the Brethren Meal Site</b> | 70535 CR 11, Nappanee, IN 46550                   | Nappanee   | 574-773-4295 | <a href="http://www.mealcall.org">www.mealcall.org</a>   |
| <b>Meals on Wheels - Council On Aging</b>                              | 2555 Oakland Avenue, Elkhart, IN 46517            | Elkhart    | 574-295-1820 | <a href="http://www.mealcall.org">www.mealcall.org</a>   |
| <b>Meals on Wheels - Elder-Haus</b>                                    | 258 E. Market Street, Nappanee, IN 46550          | Nappanee   | 574-7732424  | <a href="http://www.mealcall.org">www.mealcall.org</a>   |
| <b>Meals on Wheels - YWCA Senior Center</b>                            | 1400 Fairfield Avenue, Goshen, IN 46526           | Goshen     | 574-533-2498 | <a href="http://www.mealcall.org">www.mealcall.org</a>   |
| <b>Meals on Wheels Elkhart</b>   | Trinity United Methodist Church, Elkhart          | Elkhart    |              | -  |
| <b>Meals On Wheels Goshen - The Window</b>                             | 223 S Main St Goshen, IN 46526                    | Goshen     | 574-533-9680 | <a href="http://www.mealcall.org">www.mealcall.org</a>   |



|   |   |            |                |  |
|---|---|------------|----------------|--|
| <b>Middlebury Community Food Pantry</b>             | 13307 Co Rd 16,<br>Middlebury, IN 46540                   | Middlebury | 574-825-2325   | <a href="http://www.firstmennonite.net/food-pantry.html">http://www.firstmennonite.net/food-pantry.html</a>  |
| <b>Mishawaka Food Pantry</b>                        | 315 Lincolnway W.,<br>Mishawaka, IN 46544                 | Mishawaka  | 574-220-6213   | -  |
| <b>MOM's Meals</b>                                  | 3210 SE 72nd Street,<br>Ankeny, IA 50021                  |            | 877-508-6667   | <a href="http://www.momsmeals.com">www.momsmeals.com</a>   |
| <b>Mustard Seed Food Pantry</b>                     | 29064 CR 16, Elkhart, IN<br>46515                         | Elkhart    | 574-293-1833   | -  |
| <b>Nappanee First Church of God</b>                 | 72036 CR 7, Nappanee, IN<br>46550                         | Nappanee   | 574-773-7743   | <a href="http://www.napfirstchog.com">www.napfirstchog.com</a>   |
| <b>National Veterans Foundation</b>                 | 9841 Airport Blvd, Suite<br>418, Los Angeles, CA<br>90045 |            | 888-777-4443   | <a href="http://www.nvf.org/">www.nvf.org/</a>   |
| <b>New Hope United Methodist Church Food Pantry</b> | 28765 CR 4 W., Elkhart, IN<br>46514                       | Elkhart    | 574-262-9341   | <a href="http://www.newhopeumc.com/home">www.newhopeumc.com/home</a>   |
| <b>Noble County Food Pantries</b>                   | 519 Gerber, Ligonier, IN<br>46767                         | Ligonier   | 260-894-4670   | <a href="http://www.communityharvest.org/food_assistance/docs/Noble_County_Food_Pantries.pdf">www.communityharvest.org/food_assistance/docs/Noble_County_Food_Pantries.pdf</a> |
| <b>Northern Indiana Food Bank</b>                   | 702 S. Chapin Street, South<br>Bend, IN 46601             | Bend       | 574-232-9986   | <a href="http://www.feedindiana.org/">www.feedindiana.org/</a>   |
| <b>Open Door</b>                                    | 292 S. Main St. Nappanee,<br>IN 46550                     | Nappanee   | 574-773-3820   | -  |
| <b>Open Door Food Pantry</b>                        | 292 S. Main Street,<br>Nappanee, IN 46550                 | Nappanee   | 574-773-3820   | -  |
| <b>Radiant Life Church Food Pantry</b>              | 2936 Lillian Avenue,<br>Elkhart, IN 46514                 | Elkhart    | 574-294-3966   | -  |
| <b>REAL Services (Meals on Wheels)</b>              | Concord Mall  | Elkhart    | (574) 875-0606 | -  |
| <b>Salvation Army - Elkhart</b>                     | 300 N. Main Street,<br>Elkhart, IN 46516                  | Elkhart    | 574-970-0088   | <a href="http://www.saelkhart.org/">www.saelkhart.org/</a>   |
| <b>Salvation Army (Goshen)</b>                      | 1013 N Main St, Goshen,<br>IN 46528                       | Goshen     | 574-533-9584   | -  |
| <b>Shepherd's Cove Food Pantry</b>                  | 1010 E. Mishawaka Rd,<br>Elkhart, IN 46517                | Elkhart    | 574-293-5963   | -  |



|  |   |             |                              |  |
|--|---|-------------|------------------------------|--|
| <b>Society of Saint Vincent De Paul</b>                          | 1101 Main Street, Elkhart, IN 46516             | Elkhart     | 574-293-8231                 | <a href="http://www.svcelk.org">www.svcelk.org</a>   |
| <b>St. John's Episcopal Church</b>                               | 226 W. Lexington Avenue, Elkhart, IN 46516      | Elkhart     | 574-295-1725                 | -  |
| <b>St. Margaret's House</b>                                      | 117 N. Lafayette Blvd., South Bend, IN 46601    | South Bend  | (574) 234-7795               | -  |
| <b>Stepping Forward Food Pantry</b>                              | 110 High Street, Elkhart, IN 46516              | Elkhart     | 574-903-4114                 | <a href="http://www.foodbank150.org/6_elkhart.html">www.foodbank150.org/6_elkhart.html</a> |
| <b>Susana's Soup Kitchen</b>                                     | 431 S. 3rd. Street, Elkhart, IN 46517           | Elkhart     | 574-522-5893                 | -  |
| <b>The Good Neighbor Food Pantry</b>                             | 68472 State Road 15, New Paris, IN 46533        | New Paris   | 574-831-2766                 | -  |
| <b>The Shepherd's Cove Food Pantry (Calvary Assembly of God)</b> | 1010 E. Mishawaka Road, Elkhart, IN 46517       | Elkhart     | 574-293-5963                 | -  |
| <b>The Window</b>  | 223 S Main St Goshen, IN 46526                  | Goshen      | 574-533-9680                 | <a href="http://www.thewindowofgoshen.com/">www.thewindowofgoshen.com/</a>                 |
| <b>Township Trustee - Baugo</b>                                  | 57955 CR 3, Suite B, Elkhart, IN 46516          | Elkhart     | 574-293-5873                 | -  |
| <b>Township Trustee - Benton</b>                                 | 69777 CR 137, Millersburg, IN 46543             | Millersburg | 574-642-3659<br>574-202-3712 |  |
| <b>Township Trustee - Cleveland</b>                              | 29990 Old US 20 W., Elkhart, IN 46514           | Elkhart     | 574-343-2548                 |  |
| <b>Township Trustee - Clinton</b>                                | 11699 CR 42, Millersburg, IN 46543              | Millersburg | 574-642-3202                 | Email: <a href="mailto:clevelandtwp@comcast.net">clevelandtwp@comcast.net</a>              |
| <b>Township Trustee - Concord</b>                                | 228 Waterfall Drive, Suite A, Elkhart, IN 46516 | Elkhart     | 574-283-6889                 |  |
| <b>Township Trustee - Elkhart</b>                                | 106 N. 5th Street, Goshen, IN 46528             | Goshen      | 574-533-2066                 | Email: <a href="mailto:ccheek@maplenet.net">ccheek@maplenet.net</a>                        |
| <b>Township Trustee - Harrison</b>                               | 63095 CR 13, Goshen, IN 46526                   | Goshen      | 574-875-5039                 | Email: <a href="mailto:rvyaw@yahoo.com">rvyaw@yahoo.com</a>                                |
| <b>Township Trustee - Jackson</b>                                | 70755 CR 27, Syracuse, IN 46567                 | Syracuse    | 574-831-3322                 |  |
| <b>Township Trustee -</b>  | 58518 SR 15, Goshen, IN                         | Goshen      | 574-535-9015                 | Email: <a href="mailto:jtt@maplenet.net">jtt@maplenet.net</a>                              |



|   |  |            |              |  |
|---|--|------------|--------------|--|
| <b>Jefferson</b>  | 46528  |            |              |  |
| <b>Township Trustee - Locke</b>                           | 302 N. Clark Street,<br>Nappanee, IN 46550           | Nappanee   | 574-773-3320 | Email:<br>locketownshiptrustee@yahoo.com   |
| <b>Township Trustee - Middlebury</b>                      | 117 N. Main Street,<br>Middlebury, IN 46540          | Middlebury | 574-825-3446 |  |
| <b>Township Trustee - Olive</b>                           | 29178 CR 38, Wakarusa, IN<br>46573                   | Wakarusa   | 574-862-1480 | Email: lahartzell@aol.com  |
| <b>Township Trustee - Osolo</b>                           | 25600 CR 4, Elkhart, IN<br>46514                     | Elkhart    | 574-262-2175 |  |
| <b>Township Trustee - Union</b>                           | 302 E. Woodview Drive,<br>Nappanee, IN 46550         | Nappanee   | 574-773-5534 |  |
| <b>Township Trustee - York</b>                            | 14868 CR 4, Bristol, IN<br>46507                     | Bristol    | 574-848-9387 | Email: chrisa@maplenet.net   |
| <b>Veteran Services of Elkhart County</b>                 | 320 W. High Street,<br>Elkhart, IN 46516             | Elkhart    | 574-523-2342 | <a href="http://www.in.gov/dva/elkhart.htm">www.in.gov/dva/elkhart.htm</a>   |
| <b>Washington Township Trustee</b>                        | 3503 Fox Chase, Bristol, IN<br>46507                 | Bristol    | 574-848-7024 | Email:<br>beufordlee@hotmail.com   |
| <b>Welfare Office - State of Indiana</b>                  | 1120 N. Main Street, Suite<br>201, Elkhart, IN 46514 | Elkhart    | 800-403-0864 | <a href="http://www.in.gov/fssa/dfr/3177.htm">www.in.gov/fssa/dfr/3177.htm</a>   |
| <b>Women, Infants &amp; Children (WIC) - Elkhart</b>      | 1400 Hudson Street,<br>Elkhart, IN 46516             | Elkhart    | 574-522-0104 | <a href="http://www.in.gov/isdh/19691.htm">www.in.gov/isdh/19691.htm</a>   |
| <b>Women, Infants &amp; Children (WIC) - Goshen</b>       | 117 N. 2nd Street, Room<br>112, Goshen, IN 46526     | Goshen     | 574-535-6765 | <a href="http://www.in.gov/isdh/19691.htm">www.in.gov/isdh/19691.htm</a>   |
| <b>Women, Infants &amp; Children (WIC) - Noble County</b> | 774 Trail Ridge Road, Suite<br>B, Albion, IN 46701   | Albion     | 260-606-2600 | <a href="http://www.wicprograms.org/li/noble_county_wic_program_46701">www.wicprograms.org/li/noble_county_wic_program_46701</a> |
| <b>Women, Infants &amp; Children (WIC) - Waraw</b>        | 1515 Provident Drive,<br>Warsaw, IN 46580            | Warsaw     | 574-269-4456 | <a href="http://www.in.gov/isdh/19691.htm">www.in.gov/isdh/19691.htm</a>   |

### Daily Life Needs: Housing Assistance

| Name                                  | Address                | City | Phone        | URL  |
|---------------------------------------|------------------------|------|--------------|--|
| <b>Community Action of NE Indiana</b> | 227 E. Washington Blvd |      | 800-589-2264 | <a href="http://www.canihelp.org">www.canihelp.org</a> |
|                                       |                        |      |              |  |





|  |   |         |                    |  |
|--|---|---------|--------------------|--|
| <b>BrightPoint<br/>(Community Action of<br/>Northeast Indiana-<br/>CANI)</b> | 1900 Berry St. Suite H Elkhart<br>46514; 2020 Industrial Pkwy.<br>Elkhart 46516; 600 East Blvd<br>Elkhart 46516 | Elkhart | (260)-423-<br>3546 | <a href="http://mybrightpoint.org">mybrightpoint.org</a>   |
| <b>Elkhart Housing<br/>Authority</b>   | 1396 Benham Ave Elkhart, IN   | Elkhart | 295-8392           | <a href="https://www.ehai.org/">https://www.ehai.org/</a>  |
| <b>LaCasa</b>  | 202 N Cottage Avenue<br>Goshen.   | Goshen  | 574-533-4450       | <a href="http://lacasainc.net/">http://lacasainc.net/</a>  |
| <b>Goshen Housing<br/>Authority</b>  | 109 W. Catherine St. Goshen<br>IN 46526   | Goshen  | 574-533-9925       | <a href="http://goshenindiana.org/Housing-Authority">http://goshenindiana.org/<br/>/Housing-Authority</a>                    |
| <b>Maple Leaf</b>  | 2926 Elkhart Rd   | Goshen  | 574-534-6827       | <a href="https://www.unitedchurchhomes.org/affordable-housing">https://www.unitedchurchhomes.org/<br/>affordable-housing</a> |
| <b>Mercer Manor</b>  | 500 Mercer Rd. Goshen, IN   | Goshen  | 534-5887           | <a href="https://www.manorapartments.net/">https://www.manorapartments.net/</a>  |
| <b>Greencroft<br/>Independent Living</b>                                     | 1300 Greencroft Dr Goshen,<br>IN  | Goshen  | 537-4055           | <a href="http://www.greencroft.org/communities/goshen/">http://www.greencroft.org/<br/>communities/goshen/</a>               |
| <b>Stratford Commons</b>   | 2601 Oakland Ave Elkhart, IN  | Elkhart | 574-522-2020       | NA   |
| <b>Town &amp; Country apts</b>   | 1221 Georgia Blvd Elkhart, IN   | Elkhart | 574-262-2467       | NA   |
| <b>Carriage House</b>  | 1200 Burr Oak Ct. Elkhart, IN   | Elkhart | 574-293-6717       | <a href="https://www.carriagehouseelkhart.com/">https://www.carriagehouseelkhart.com/</a>                                    |
| <b>Ashton Pines</b>  | 4353 Balsam Fir Elkhart, IN   | Elkhart | 574-875-6113       | _  |
| <b>Oaklawn Apts</b>  | 2518 Oakland Ave Elkhart, IN  | Elkhart | 574-234-9923       | _  |
| <b>River Run Apartments</b>  | 740 Praire St Elkhart, IN   | Elkhart | 574-294-3124       | <a href="http://www.riverrunapts.com">www.riverrunapts.com</a>   |
| <b>Northlake Apts</b>  | 25800 Brookstream Cir<br>Elkhart, IN 46514  | Elkhart | 574-262-5959       |  |
| <b>Overlook Apts</b>   | 58720 Vista Blvd Elkhart, IN<br>46517   | Elkhart | 574-295-2555       |  |
| <b>Maple Court Place</b>   | 2932 Elkhart Rd Goshen, IN<br>46526   | Goshen  | 574-535-0438       |  |
| <b>Arbors at Riverbend</b>   | 55750 Ash Rd Elkhart, IN<br>46514   | Elkhart | 574-675-9810       |  |



|  |   |              |              |   |
|--|---|--------------|--------------|---|
| <b>Northwood Apts</b>                        | 900 Northwood Cir Nappanee, IN 46550        | Nappanee     | 574-254-5655 |   |
| <b>Leisure Living apts</b>                   | 309 E. Catherine Milford, IN 46542          | Milford      | 574-658-3639 |   |
| <b>Manor Apts</b>                            | 402 Crystal Valley Dr Middlebury, IN        | Middlebury   | 574-534-5887 |   |
| <b>Milford Meadows</b>                       | 602 W. Section St Milford, IN`              | Milford      | 574-658-3311 |   |
| <b>Greenhaus</b>                             | 201 E. Chicago St Syracuse, IN              | Syracuse     | 574-658-3639 |   |
| <b>Country Place Apts</b>                    | 215 W. South st Lagrange, IN                | Lagrange     | 260-463-3556 |   |
| <b>Winston-Castadil Apts</b>                 | 1303 Husky Tr Warsaw, IN 46580              | Warsaw       | 574-269-7701 |   |
| <b>Old Orchard Apts</b>                      | 1205 S. Martin St Ligonier, IN 46767        | Ligonier     | 260-894-3264 |   |
| <b>Retired Tigers Sr. apts</b>               | 320 W. Main St Warsaw, IN 46580             | Warsaw       | 574-269-2187 |   |
| <b>Courts of Colfax Community</b>            | 600 N. Colfax St Warsaw, IN 46580           | Warsaw       | 574-269-4334 |   |
| <b>Valley forge aptsII</b>                   | 3100 E. Frontage Bldg 5 Rd Warsaw, IN 46580 | Warsaw       | 574-269-9414 |   |
| <b>Center for the Homeless</b>               | 813 S. Michigan St South Bend, IN 46601     | South Bend   | 574-282-8700 | <a href="http://cfh.net">cfh.net</a>  |
| <b>Goshen Interfaith Hospitality Network</b> | 105 S. 3rd St Goshen, IN 46526              | Goshen       | 574-534-2300 | <a href="http://www.gosheninterfaith.org">www.gosheninterfaith.org</a>  |
| <b>Faith Mission of Elkhart</b>              | 801 Benham Ave Elkhart, IN 46516            | Elkhart      | 574-293-3406 | <a href="http://thefaithmission.org/">http://thefaithmission.org/</a>   |
| <b>Hope Ministries</b>                       | 432 S. Lafayette Blvd South Bend, IN 46601  | South Bend   | 574-235-4150 | <a href="https://www.hopesb.org/">https://www.hopesb.org/</a>   |
| <b>Noble house ministries</b>                | 205 E. Highland Albion, IN 46701            | Albion       | 260-636-7160 | <a href="http://www.noblehouseministriesinc.com/noble-house.html">http://www.noblehouseministriesinc.com/noble-house.html</a> |
| <b>SPA Women's Ministry Homes</b>            | 512 S. Main st Elkhart, IN 46516            | Elkhart      | 574-333-3150 | <a href="http://spaministryhomes.org/">http://spaministryhomes.org/</a>   |
| <b>Elkhart County Womens Shelter</b>         | [confidential]                              | Elkhart area | 574-294-1811 | -   |



|                                      |   |             |                              |   |
|--------------------------------------|---|-------------|------------------------------|---|
| <b>Warsaw Homeless shelter</b>       | 1520 E. Winona Ave Warsaw, IN 46580             | Warsaw      | 574-268-9555                 | -                                       |
| <b>Beaman Home Women's Shelter</b>   | Warsaw  | Warsaw      | 877-725-9363                 | -                                       |
| <b>Township Trustee - Baugo</b>      | 57955 CR 3, Suite B, Elkhart, IN 46516          | Elkhart     | 574-293-5873                 |   |
| <b>Township Trustee - Benton</b>     | 69777 CR 137, Millersburg, IN 46543             | Millersburg | 574-642-3659<br>574-202-3712 |   |
| <b>Township Trustee - Cleveland</b>  | 29990 Old US 20 W., Elkhart, IN 46514           | Elkhart     | 574-343-2548                 |   |
| <b>Township Trustee - Clinton</b>    | 11699 CR 42, Millersburg, IN 46543              | Millersburg | 574-642-3202                 | Email:<br>clevelandtwp@comcast.net      |
| <b>Township Trustee - Concord</b>    | 228 Waterfall Drive, Suite A, Elkhart, IN 46516 | Elkhart     | 574-283-6889                 |   |
| <b>Township Trustee - Elkhart</b>    | 106 N. 5th Street, Goshen, IN 46528             | Goshen      | 574-533-2066                 | Email:<br>ccheek@maplenet.net           |
| <b>Township Trustee - Harrison</b>   | 63095 CR 13, Goshen, IN 46526                   | Goshen      | 574-875-5039                 | Email:<br>rvyaw@yahoo.com               |
| <b>Township Trustee - Jackson</b>    | 70755 CR 27, Syracuse, IN 46567                 | Syracuse    | 574-831-3322                 |   |
| <b>Township Trustee - Jefferson</b>  | 58518 SR 15, Goshen, IN 46528                   | Goshen      | 574-535-9015                 | Email: jtt@maplenet.net                 |
| <b>Township Trustee - Locke</b>      | 302 N. Clark Street, Nappanee, IN 46550         | Nappanee    | 574-773-3320                 | Email:<br>loketownshiptrustee@yahoo.com |
| <b>Township Trustee - Middlebury</b> | 117 N. Main Street, Middlebury, IN 46540        | Middlebury  | 574-825-3446                 |   |
| <b>Township Trustee - Olive</b>      | 29178 CR 38, Wakarusa, IN 46573                 | Wakarusa    | 574-862-1480                 | Email:<br>lahartzell@aol.com            |
| <b>Township Trustee - Osolo</b>      | 25600 CR 4, Elkhart, IN 46514                   | Elkhart     | 574-262-2175                 |   |
| <b>Township Trustee - Union</b>      | 302 E. Woodview Drive, Nappanee, IN 46550       | Nappanee    | 574-773-5534                 |   |
| <b>Township Trustee - York</b>       | 14868 CR 4, Bristol, IN 46507                   | Bristol     | 574-848-9387                 | Email:                                  |
|                                      |   |             |                              | chrisa@maplenet.net                     |



## In-Home Assistance: Private Duty

| Name   | Address   | City      | Phone                         | URL   |
|--|---|-----------|-------------------------------|---|
| Indiana WIC (Women, Infants and Children)  | Statewide   |           | 800-522-0874                  | <a href="http://WIC.in.gov">WIC.in.gov</a>  |
| RETA (Faith-based pregnancy and family resource center)                                      | 300 W High St, Elkhart, IN 4357   | Elkhart   | 574-522-4357                  | <a href="http://retaforlife.com">retaforlife.com</a>                                      |
| Community Partners for Safe Families (SCAN services North Central and North Eastern Indiana) | 2004 Ironwood Circle Suite 160, South Bend 500 West Main St, Fort Wayne | Ft Wayne  | 800-752-7116                  | <a href="https://www.scanfw.org/">https://www.scanfw.org/</a>                             |
| National Suicide Prevention Line   | National Organization   |           | 800-273-8255                  | <a href="https://suicidepreventionlifeline.org">https://suicidepreventionlifeline.org</a> |
| Michelle Thomas, LCSW  | 529 S. 2nd St, Elkhart, IN  | Elkhart   | 274-326-3590                  |   |
| Kathy James, LCSW Post Partum Support International  | 437 Lincolnway East, Mishwaka, IN 46544                                 | Mishawaka | 574-255-1793;<br>574-850-0478 | <a href="http://postpartum.net">postpartum.net</a>  |
| Shirley Dick, LCSW   | Shetler Psychological Services, 1930 W Lincoln Ave, Goshen, IN          | Goshen    | 574-537-3887                  |   |
| Child and Parent Services - Elkhart (includes Healthy Families)                              | Joy Rose Center, 1000 W Hively Ave, Elkhart, IN 46517                   | Elkhart   | 574-295-2277                  | <a href="http://CAPSElkhart.org">CAPSElkhart.org</a>                                      |
| Child and Parent Services - Goshen (includes Healthy Families)                               | 320 N Chicago Ave, Goshen, IN 46526                                     | Goshen    | 574-295-2277                  | <a href="http://CAPSElkhart.org">CAPSElkhart.org</a>                                      |
| Healthy Beginnings-Elkhart County Health Department  | 1400 Hudson St, Elkhart or 117 N. Second St, Goshen                     | Goshen    | 574-522-0104<br>574-536-6765  |   |
| First Steps  | Statewide   |           | 866-403-5437                  | <a href="http://indianafirststeps.org">indianafirststeps.org</a>                          |
| Compassion Pregnancy   | 830 N Detroit St,   | LaGrange  | 260-463-7377                  | <a href="http://cpcni.org">cpcni.org</a>  |
| Centers of NE Indiana  | LaGrange  |           |                               |   |



### In-Home Assistance: DME

| Name                               | Address                                    | City       | Phone                           | Fax            | Goshen Health or preferred provider? | Services  | URL  |
|------------------------------------|--|------------|---------------------------------|----------------|--------------------------------------|---|--|
| <b>Alick's Home Medical</b>        | 1612 W Lexington Ave,<br>Elkhart, IN 46514 | Elkhart    | (574) 522-2273                  | (574) 522-4563 |                                      | IV Therapy, Oxygen & Respiratory Supplies, DME's, CPM's, Diabetic Supplies, Infant Care | <a href="http://www.alicks.com">www.alicks.com</a>   |
| <b>Apria Healthcare</b>            | 6413 Cross Creek Blvd Ft Wayne, IN 46818   | Ft Wayne   | (574) 247-4480<br>(888)780-8405 | (574) 247-4490 |                                      | Oxygen & Respiratory Supplies, DME's, infant needs                                      | <a href="http://www.apria.com">www.apria.com</a>   |
| <b>Elkhart Lions Club</b>          | P.O. Box 81<br>Elkhart, IN 46515           | Elkhart    |                                 |                |                                      | Eyeglasses assistance   | <a href="http://elkhartlions.org">http://elkhartlions.org</a>  |
| <b>Goshen Home Medical</b>         | 1501 S Main St Goshen, IN 46526            | Goshen     | (574) 533-0626                  | (574) 533-8892 | Yes                                  | IV Therapy, Oxygen & Respiratory Supplies, DME's, CPM's, Diabetic Supplies, Infant Care | <a href="http://www.goshenhome.com">www.goshenhome.com</a>   |
| <b>Lincare Home Medical</b>        | 535 W Edison Rd #6<br>Mishawaka, IN 46545  | Mishawaka  | (574) 234-0202                  | (574) 247-4490 |                                      | Oxygen & Respiratory Supplies   | <a href="http://www.lincare.com">www.lincare.com</a>   |
| <b>Memorial HomeCare Equipment</b> | 3355 Douglas Rd #100 South Bend, IN 46635  | South Bend | (574) 273-5611                  | (574) 273-5602 |                                      | IV Therapy, Oxygen & Respiratory Supplies, DME's, CPM's, Diabetic                       | <a href="http://www.beaconhealthsystem.org/homecare/services/home-e-">www.beaconhealthsystem.org/homecare/services/home-e-</a> |
|                                    |  |            |                                 |                |                                      | Supplies, Infant Care   | <a href="http://medical-equipment">medical-equipment</a>   |



|                                  |   |           |                                  |                |  |   |   |
|----------------------------------|---|-----------|----------------------------------|----------------|--|---|---|
| <b>Merrill Pharmacy</b>          | 606 N Main St<br>Mishawaka, IN<br>46545                 | Mishawaka | (800) 726-5774                   | (574) 258-5945 |  | DME's   | <a href="http://www.merrillpharmacy.com">www.merrillpharmacy.com</a>                              |
| <b>Starkey Hearing Foundaton</b> | 6700 Washington Ave South,<br>Eden Prairie,<br>MN 55344 |           | (800)328-8602                    |                |  | Hearing Aids  | <a href="https://www.starkeyhearingfoundation.org/">https://www.starkeyhearingfoundation.org/</a> |
| <b>Wheelchair Help</b>           | 515 East St<br>Elkhart, IN<br>46516                     | Elkhart   | (574) 295-2230<br>(888) 295-2220 | (888) 670-2221 |  | Assisting with cost/loan of wheelchairs, loaner chairs, scooters, lift chairs, lifts, walkers, bath seats | <a href="http://www.wheelchairhelp.org">www.wheelchairhelp.org</a>                                |

### In-Home Assistance: Home Care

| Name  | Address  | City        | Phone          | URL   |
|---|--|-------------|----------------|---|
| <b>Goshen Home Care &amp; Hospice</b>       | 200 High Park Ave<br>Goshen, IN 46526                | Goshen      | (574) 364-2700 | <a href="https://goshenhealth.com/Home-Medical-Care/Home-Care-Services">https://goshenhealth.com/Home-Medical-Care/Home-Care-Services</a>   |
| <b>Beacon Home Health Care - Elkhart</b>    | 600 East Blvd<br>Elkhart, IN 46514                   | Elkhart     | (574) 647-2273 | <a href="https://www.beaconhealthsystem.org/home-care/beamcon-home-care">https://www.beaconhealthsystem.org/home-care/beamcon-home-care</a> |
| <b>Beacon Home Health Care - South Bend</b> | 3355 Douglas Rd<br>South Bend, IN 46617              | South Bend  | (574) 647-2273 | <a href="https://www.beaconhealthsystem.org/home-care/beamcon-home-care">https://www.beaconhealthsystem.org/home-care/beamcon-home-care</a> |
| <b>Great Lakes Caring</b>                   | 334 Enterprise Dr<br>Warsaw, IN 46580                | Warsaw      | (866) 437-7770 | <a href="http://www.greatlakescaring.com">www.greatlakescaring.com</a>  |
| <b>Health Force of Indiana</b>              | 801 Park Ave<br>Winona Lake, IN 46590                | Winona Lake | (574) 269-7776 | NA  |
| <b>Heartland Home Care</b>                  | 1315 Directors Row,<br>Ste 210 Ft Wayne, IN<br>46808 | Ft Wayne    | (260) 484-6818 | <a href="http://www.heartlandhomehealth.com/FortWayne">www.heartlandhomehealth.com/FortWayne</a>  |



|   |  |              |  |  |
|---|--|--------------|--|--|
| <b>Home Health Care Services &amp; Hospice of Starke County</b> | 11 S Main St Knox, IN 46534                | Knox         | (574) 772-7656                                 | NA   |
| <b>Home Health Care Solutions</b>                               | 3617 W Mishawaka Ave South Bend, IN 46615  | South Bend   | (877) 718-1306                                 | NA   |
| <b>Interim Healthcare of South Bend</b>                         | 605 E Edison Rd Ste H Mishawaka, IN 46545  | Mishawaka    | (574) 233-5186                                 | <a href="http://www.interimhealthcare.com/southbendin/home">www.interimhealthcare.com/southbendin/home</a>                                   |
| <b>Kosciusko Home Care &amp; Hospice, Inc.</b>                  | 902 Provident Dr Warsaw, IN 46580          | Warsaw       | (574) 372-3401                                 | <a href="http://www.koshomecare.org">www.koshomecare.org</a>   |
| <b>Maxim Healthcare Services</b>                                | 1614 E Day Rd Mishawaka, IN 46545          | Mishawaka    | (574) 256-9448                                 | <a href="http://www.maximhealthcare.com/locations/south-bend">www.maximhealthcare.com/locations/south-bend</a>                               |
| <b>Paragon Home Health</b>                                      | 3310 Hickory Rd Mishawaka, IN 46545        | Rd Mishawaka | (574) 255-2089                                 | <a href="http://www.paragonhha.com">www.paragonhha.com</a>   |
| <b>Parkview Home Health &amp; Hospice</b>                       | 1900 Carew St Ft Wayne, IN 46805           | Fort Wayne   | (800) 292-9894<br>(800) 363-9977<br>Kos County | <a href="http://www.parkview.com/en/health-services/Home-Health-and-Hospice">www.parkview.com/en/health-services/Home-Health-and-Hospice</a> |
| <b>Pulaski Memorial Home Care and Hospice</b>                   | P.O. Box 279 Winamac, IN 46996             | Winamac      | (574) 946-2140                                 | NA   |
| <b>Regional Home Health Care</b>                                | 525 W Bristol St # B Elkhart, IN 46514     | Elkhart      | (574) 295-1111                                 | <a href="http://www.regionahc.com">www.regionahc.com</a>   |
| <b>St. Joseph Hospital Home Care</b>                            | 700 Broadway Ft Wayne, IN 46802            | Fort Wayne   | (260) 255-5650                                 | <a href="http://www.stjoesphhomehelath.org">www.stjoesphhomehelath.org</a>   |
| <b>St. Joseph VNA Home Care</b>                                 | 810 E Park Place Mishawaka, IN 46545       | Mishawaka    | (574) 335-8600                                 | <a href="http://www.sjmed.com/vna-home-care">www.sjmed.com/vna-home-care</a>   |
| <b>Total Home Health Services, Inc.</b>                         | 524 McKinley Ave Ste 4 Mishawaka, IN 46545 | Mishawaka    | (574) 255-5650                                 | <a href="http://www.thhshome.com">www.thhshome.com</a>   |
| <b>Trinity Home Care</b>  | 1620 Country Club Rd Valparaiso, IN 46383  |              | (219) 548-4663                                 | <a href="http://www.triunehomehelathpartners.com">www.triunehomehelathpartners.com</a>   |
| <b>Visiting Nurse and Hospice</b>                               | 5910 Homestead Rd Ft Wayne, IN 46814       | Fort Wayne   | (260) 435-3222                                 | <a href="http://www.vnfw.org">www.vnfw.org</a>   |
| <b>Home Inc.</b>  |  |              |  |  |



## Mental Health and Addictions: Outpatient Counseling

| Name  | Address                                       | City     | Phone        | URL  |
|---|---|----------|--------------|--|
| <b>Beacon Behavioral Health</b>             | 1506 Osolo Rd., Suite A;<br>Elkhart, IN 46514 | Elkhart  | 574-523-3347 | <a href="http://www.beaconhealthsystem.org/connect/behavioral-health-counseling">www.beaconhealthsystem.org/<br/>connect/behavioral-health-<br/>counseling</a> |
| <b>Lincoln Therapeutic Center</b>           | 600 S Main St. Ste. 202,<br>Elkhart, IN       | Elkhart  | 574-255-4976 | <a href="http://www.lincolncounseling.net">www.lincolncounseling.net</a>   |
| <b>McArthur Counseling-Elkhart</b>          | 3040 Windsor Court,<br>Elkhart, IN            | Elkhart  | 574-267-1700 | <a href="http://www.mcarthurscounselingcenter.com">www.mcarthurscounselingcenter.co<br/>m</a>  |
| <b>Oaklawn Psychiatric Center - Elkhart</b> | 2600 Oakland Ave. –<br>Elkhart                | Elkhart  | 574-533-1234 | <a href="http://oaklawn.org">oaklawn.org</a>   |
| <b>Oaklawn Psychiatric Center - Goshen</b>  | 330 Lakeview Dr, Goshen,<br>IN 46528          | Goshen   | 574-533-1234 | <a href="http://oaklawn.org">oaklawn.org</a>   |
| <b>Shetler Psychological</b>                | 1930 W Lincoln Ave.,<br>Goshen, IN            | Goshen   | 574-534-2161 | -  |
| <b>Bowen Center - Plymouth</b>              | 990 Illinois Street<br>Plymouth, IN 46563     | Plymouth | 574-936-3662 | -  |
| <b>Bowen Center - Syracuse</b>              | 901 S Huntington Street<br>Syracuse, IN 46567 | Syracuse | 574-457-4400 | -  |
| <b>Bowen Center - Warsaw</b>                | 850 North Harrison St.,<br>Warsaw, IN 46580   | Warsaw   | 574-267-7169 | <a href="http://bowencenter.org">bowencenter.org</a>   |
| <b>McArthur Counseling-Warsaw</b>           | 3201 E Center St., Warsaw,<br>IN 46582        | Warsaw   | 574-267-1700 | <a href="http://www.mcarthurscounselingcenter.com">www.mcarthurscounselingcenter.co<br/>m</a>  |
| <b>Michiana Behavioral Health</b>           | 1800 N. Oak Dr., Plymouth,<br>IN 46563        | Plymouth | 800-795-6252 | <a href="http://www.michianabehavioralhealthcenter.com/">http://www.michianabehavioralhea<br/>lthcenter.com/</a>   |
| <b>Northeastern Center - Albion</b>         | 833 E Main St, Albion, IN<br>46701            | Albion   | 260-636-6975 | <a href="http://www.necmh.org/">www.necmh.org/</a>   |





|  |  |              |              |  |
|--|--|--------------|--------------|--|
| <b>Northeastern Center - Kendallville</b>      | 1930 E Dowling St,<br>Kendallville, IN 46755   | Kendallville | 260-347-4400 | <a href="http://www.necmh.org/">www.necmh.org/</a>                         |
| <b>Northeastern Center - Lagrange</b>          | 2155 N State Rd 9,<br>Lagrange, IN 46761       | Lagrange     | 260-463-7144 | <a href="http://www.necmh.org/">www.necmh.org/</a>                         |
| <b>Oaklawn Psychiatric Center - South Bend</b> | 403 E. Madison Street,<br>South Bend, IN 46617 | South Bend   | 574-283-1234 | <a href="http://oaklawn.org">oaklawn.org</a>                               |
| <b>Samaritan Center</b>                        | 221 W Crawford St.,<br>Elkhart, IN 46514       | Elkhart      | 574-262-3597 | <a href="http://elkhartsamaritan.org">elkhartsamaritan.org</a>             |
| <b>Michiana Counseling Group</b>               | 1004 Parkway Ave. Ste. D,<br>Elkhart, IN       | Elkhart      | 574-293-0005 | <a href="http://www.michianacounseling.com">www.michianacounseling.com</a> |
| <b>Oaklawn Children's Campus</b>               | 1411 Lincoln Way West,<br>Mishawaka, IN 46544  | Mishawaka    | 574-259-5666 | <a href="http://oaklawn.org">oaklawn.org</a>                               |

### Mental Health and Addictions: Addictions

| Name  | Address                                  | City        | Phone                           | URL |
|---|--|-------------|---------------------------------|-----|
| <b>McArthur Counseling</b>                                | 3201 E Center St., Warsaw,<br>IN         | Warsaw      | 574-267-1700                    | -   |
| <b>Michiana Behavioral Health</b>                         | 1800 N Oak Dr., Plymouth,<br>IN          | Plymouth    | 800-795-6262<br>or 574-936-3784 | -   |
| <b>Bowen Center</b>                                       | 850 N. Harrison St., Warsaw,<br>IN 46580 | Warsaw      | 800-342-5653                    | -   |
| <b>A New Beginning</b>                                    | 211 E. Washington Street<br>Goshen       | Goshen      | 534-5778                        | -   |
| <b>Addictions Recovery Centers (ARC) - Goshen office</b>  | 114 N. Main St. Goshen                   | Goshen      | 533-6154                        |     |
| <b>Addictions Recovery Centers (ARC) - Elkhart office</b> | 204 S Main St, Elkhart                   | Elkhart     | 574-293-1086                    |     |
| <b>Addictions Recovery Centers (ARC) - Warsaw office</b>  | 2176 Biomet Dr. #3,<br>Warsaw, IN        | Warsaw      | 574-269-6444                    |     |
| <b>Center for Problem Resolution, Inc.</b>                | 211 S. Fifth Street – Elkhart            | Elkhart and | 294-7447                        | -   |



|   |  |              |                              |  |
|---|--|--------------|------------------------------|--|
| <b>(CPR)</b>                              | 117 W. Washington Street – Goshen          | Goshen       | (Elkhart)/ 533-0664 (Goshen) |  |
| <b>Life Treatment Centers, Inc.</b>       | 1332 W. Indiana Ave. - Elkhart             | Elkhart      | 389-8080                     |  |
| <b>Northeastern Center - Lagrange</b>     | 2155 N State Rd 9, Lagrange, IN 46761      | Lagrange     | 260-463-7144                 | <a href="http://www.necmh.org/">www.necmh.org/</a> |
| <b>Oaklawn Psychiatric Center</b>         | 2600 Oakland Ave. – Elkhart                | Elkhart      | 533-1234                     | -  |
| <b>Recovery Journey, Inc.</b>             | 2851 E. Bristol Street, Suite B – Elkhart) | Elkhart      | 264-5840                     | -  |
| <b>Dr. Hall</b>                           | 3464 Stelhorn Rd., Fort Wayne, IN          | Ft Wayne     | 260-432-6508                 | -  |
| <b>Northeastern Center - Albion</b>       | 833 E Main St, Albion, IN 46701            | Albion       | 260-636-6975                 | <a href="http://www.necmh.org/">www.necmh.org/</a> |
| <b>Northeastern Center - Kendallville</b> | 1930 E Dowling St, Kendallville, IN 46755  | Kendallville | 260-347-4400                 | <a href="http://www.necmh.org/">www.necmh.org/</a> |

### Mental Health and Addictions: Support Groups

| <b>Name</b>                                       | <b>Address</b>  | <b>City</b> | <b>Phone</b> | <b>Goshen Health or preferred provider?</b> | <b>URL</b>  |
|---|---|-------------|--------------|---|---|
| <b>Beat Tobacco</b>                               | Goshen Heart and Vascular Center, 200 High Park Ave, Goshen, IN 46526 | Goshen      | 574-364-3759 | Y   | -   |
| <b>Better Breathers Club</b>                      | Goshen Heart and Vascular Center, 200 High Park Ave, Goshen, IN 46526 | Goshen      | 574-364-2587 | Y   | -   |
| <b>Goshen Center for Cancer Care</b>              | 200 High Park Ave, Goshen, IN 46526                                   | Goshen      | 574-364-2888 | Y   | <a href="https://www.goshen-survivors.com/">https://www.goshen-survivors.com/</a> |
| <b>Grief support group</b>                        | Goshen Home Care and Hospice, 200 High Park Ave, Goshen, IN 46526     | Goshen      | 574-364-2700 | Y   | -   |
| <b>Addictions Recovery Centers (ARC) - Goshen</b> | 114 N. Main St. – Goshen  | Goshen      | 533-6154     |   | -   |
| <b>office</b>                                     |   |             |              |   |   |



|   |  |               |                                    |   |
|---|--|---------------|------------------------------------|---|
| <b>Addictions Recovery Centers (ARC) - Elkhart office</b>         | 204 S. Main St-Elkhart   | Goshen        | 293-1086                           | -   |
| <b>Alcoholics Anonymous</b>                                       | Various  |               | 574-234-7007                       | -   |
| <b>Alzheimer's Support Group</b>                                  | 1820 Greencroft Blvd.,<br>Goshen                                   | Goshen        | 574 295-7422                       | -   |
| <b>Caregiver Support Group</b>                                    | 1820 Greencroft Blvd.,<br>Goshen                                   | Goshen        | 574- 537-4153                      | -   |
| <b>Center for Problem Resolution, Inc. (CPR) - Elkhart office</b> | 211 S. Fifth Street – Elkhart                                      | Elkhart       | 294-7447                           | -   |
| <b>Center for Problem Resolution, Inc. (CPR) - Goshen office</b>  | 117 W. Washington Street –<br>Goshen                               | Goshen        | 533-0664                           | -   |
| <b>Chronic Pain Mindfulness Group</b>                             | Ray of Light Holistic Health<br>Ctr, 1715 E Bristol St, Elkhart    | Elkhart       | 574-696-4568                       | -   |
| <b>Co-Dependence Anonymous</b>                                    | Various  |               |                                    | <a href="http://locator.coda.org/">http://locator.coda.org/</a>                   |
| <b>Disordered Eating Group</b>                                    | Samaritan Health and Living<br>Ctr., 221 E Crawford St,<br>Elkhart | Elkhart       | 574-797-4529                       | -   |
| <b>Life Treatment Centers, Inc.</b>                               | 1402 S. Michigan Ave., South<br>Bend                               | South<br>Bend | 389-8080                           | -   |
| <b>Narcotics Anonymous</b>  | Various  |               |                                    | <a href="https://www.na.org/meetingsearch/">https://www.na.org/meetingsearch/</a> |
| <b>Oaklawn Psychiatric Center - Elkhart campus</b>                | Elkhart Campus - 2600<br>Oakland Ave., Elkhart                     | Elkhart       | 533-1234<br>(Elkhart or<br>Goshen) | -   |
| <b>Oaklawn Psychiatric Center - Goshen campus</b>                 | 330 Lakeview Dr., Goshen   | Goshen        | 533-1234<br>(Elkhart or<br>Goshen) | -   |
| <b>Oaklawn</b>  | 415 East Madison St., South  | South         | 283-1234                           | -   |



|   |  |   |  |  |   |
|---|--|---|--|--|---|
| <b>Psychiatric Center - South Bend campus</b>         | Bend   | Bend                                      |  |  |   |
| <b>Oaklawn Psychiatric Center - Children's Campus</b> | 1411 Lincoln way West, Mishawaka                           | Mishawaka                                 | 259-5666   |  | -   |
| <b>Ostomy Support Group</b>                           | First Presbyterian Church, 200 East Beardsley Ave. Elkhart | Elkhart                                   | 574-875-5963 or 574-536-3376   |  | -   |
| <b>Recovery Journey, Inc.</b>                         | 2851 E. Bristol Street, Suite B – Elkhart                  | Elkhart                                   | 264-5840   |  | -   |
| <b>River Bend Cancer Services</b>                     | 3516 E Jefferson Blvd, South Bend, IN 46615                | South Bend                                | 574-287-4197   |  | <a href="https://www.riverbendcancerservices.org/">https://www.riverbendcancerservices.org/</a> |
| <b>GriefShare</b>                                     | Various  |   |  |  | <a href="https://www.griefshare.org/findagroup">https://www.griefshare.org/findagroup</a>       |
| <b>Center for Hospice Care</b>                        | Mishawaka, Elkhart, Plymouth, LaPorte sites                | Mishawaka, Elkhart, Plymouth, and LaPorte | Mishawaka: 255-1064<br>Elkhart: 264-3321<br>Plymouth: 935-4511<br>La Porte: 219-575-7930 |  | -   |

### Mental Health and Addictions: Inpatient Behavioral Health

| Name  | Address                                  | City    | Phone   | URL  |
|---|--|---------|---|--|
| <b>Bowen Center</b>                                   | 1535 Provident Dr., Warsaw, IN 46580     | Warsaw  | 800-342-5653  | <a href="http://www.bowencenter.org">www.bowencenter.org</a>                           |
| <b>Center for Behavioral Med</b>                      | 600 East Blvd., Elkhart, IN 46516        | Elkhart | 574-647-8400 or 574-807-2712 (After hours/Cell Phone) | <a href="http://www.egh.org/mentalhealth">www.egh.org/mentalhealth</a>                 |
| <b>Doctors Neuropsychiatric Hospital</b>              | 417 South Whitlock St., Bremen, IN 46506 | Bremen  | 877-398-4186  | <a href="http://www.physicianhospitalssystem.net">www.physicianhospitalssystem.net</a> |
| <b>Generation at St. Joseph Hospital (Fort Wayne)</b> |  |         | 260-425-3606  | <a href="http://www.stjoehospital.com">www.stjoehospital.com</a>                       |



|  |   |            |   |  |
|--|---|------------|---|--|
| <b>Memorial Epworth Center</b>   | 420 N. Niles Ave., South Bend, IN 46617 | South Bend | 574-647-8400 or 574-807-2712 (After hours/Cell Phone) | <a href="http://www.qualityoflife.org/epworthcenter">www.qualityoflife.org/epworthcenter</a>       |
| <b>Michiana Behavioral Health Center</b>   | 1800 North Oak Road, Plymouth, IN 46563 | Plymouth   | 800-795-6252 or 574-936-3784 (24 hours a day)         | <a href="http://www.michianabehavioralhealthcenter.com">www.michianabehavioralhealthcenter.com</a> |
| <b>Northeastern Center</b>   |   |            | 260-927-0726  | <a href="http://www.nec.org">www.nec.org</a>   |
| <b>Oaklawn</b>   | 330 Lakeview Dr., Goshen, In 46527      | Goshen     | 574-533-1234 or 800-282-0809 (24 hours a day)         | <a href="http://www.oaklawn.org">www.oaklawn.org</a>   |
| <b>Parkview Behavioral Health (Child – Adult)</b>                                      | 1720 Beacon Street Ft. Wayne, IN 46563  | Ft. Wayne  | 260-373-7602  | -  |
| <b>Parkview Behavioral Health Bridgways (Geriatric)</b>                                | 1720 Beacon Street Ft. Wayne, IN 46563  | Ft. Wayne  | 260-373-7602  | -  |
| <b>Parkview Life Bridge Lagrange (Older adult IOP)</b>                                 | 1720 Beacon Street Ft. Wayne, IN 46563  | Ft. Wayne  | 260-373-7602  | -  |
| <b>St. Joe Behavioral Health at St. Joseph Hospital (Fort Wayne) (Child and Adult)</b> | 700 Broadway Ft. Wayne, IN 46802        | Ft. Wayne  | 260-425-3606  | <a href="http://www.stjoehospital.com">www.stjoehospital.com</a>                                   |

### RN Care Facilities: Assisted Living Facilities

| Name                                 | Address                                  | City       | Phone        | URL   |
|--------------------------------------|--|------------|--------------|---|
| <b>Sanctuary at St. Pauls</b>        | 3602 S Ironwood Dr. South Bend, IN 46614 | South Bend | 574-284-9000 | <a href="http://www.trinityhealthseniorcommunities.org/st-pauls-south-bend">http://www.trinityhealthseniorcommunities.org/st-pauls-south-bend</a>                           |
| <b>Sprenger Health care</b>          | 60257 Bodnar Blvd Mishawaka, IN 46544    | Mishawaka  | 574-222-1234 | <a href="https://www.sprengerhealthcare.com/communities/sprenger-health-care-mishawaka/">https://www.sprengerhealthcare.com/communities/sprenger-health-care-mishawaka/</a> |
| <b>The Arbors-Southfield Village</b> | 6450 Miami Cir. South Bend, IN 46614     | South Bend | 574-231-1000 | <a href="https://www.greencroft.org/options/assisted/#arbors">https://www.greencroft.org/options/assisted/#arbors</a>   |



|  |   |              |                               |   |
|--|---|--------------|-------------------------------|---|
| <b>Vannoni Assisted Living</b>                         | 500 Lincolnway East<br>Mishawaka, IN 46544      | Mishawaka    | 574-855-3937                  | -   |
| <b>Atria Eastlake Terrace</b>                          | 3109 East Bristol St,<br>Elkhart, IN 46516      | Elkhart      | 574-330-4004                  | <a href="http://www.eastlaketerracealc.com/">http://www.eastlaketerracealc.com/</a>   |
| <b>Brookdale Granger</b>                               | 430 Cleveland Rd.<br>East, Granger, IN<br>46530 | Granger      | 574-213-6084                  | <a href="https://www.brookdale.com/en/communities/brookdale-granger.html">https://www.brookdale.com/en/communities/brookdale-granger.html</a>                             |
| <b>Chandler House</b>                                  | 2879 S. Lima Rd,<br>Kendallville, IN 46755      | Kendallville | 260-205-8928                  | <a href="http://www.enlivant.com/communities/indiana/chandler-place-kendallville">http://www.enlivant.com/communities/indiana/chandler-place-kendallville</a>             |
| <b>Greencroft Assisted Living - Middlebury</b>         | 701 Windridge Dr,<br>Middlebury, IN 46540       | Middlebury   | 574-825-6756                  | <a href="https://www.greencroft.org/communities/middlebury/">https://www.greencroft.org/communities/middlebury/</a>   |
| <b>Greencroft Evergreen Place - Goshen</b>             | 1300 Greencroft Dr,<br>Goshen, IN 46527         | Goshen       | 574-537-4128                  | <a href="https://www.greencroft.org/options/assisted/">https://www.greencroft.org/options/assisted/</a>   |
| <b>Greenleaf Living Center</b>                         | 1201 E. Beardsley<br>Ave., Elkhart, IN<br>46514 | Elkhart      | 574-206-0086                  | <a href="http://trilogyhs.com/browse-locations/item/greenleaf-health-campus">http://trilogyhs.com/browse-locations/item/greenleaf-health-campus</a>                       |
| <b>Hamilton Grove – The Pointe</b>                     | 31777 Hubbard Ct.,<br>New Carlisle, IN<br>46552 | New Carlisle | 574-654-2200;<br>574-654-7006 | <a href="https://www.greencroft.org/options/assisted/#pointe">https://www.greencroft.org/options/assisted/#pointe</a>   |
| <b>Hearth at Juday Creek</b>                           | 6330 N. Fir Rd.,<br>Granger, IN 46530           | Granger      | 574-217-0609                  | <a href="https://judaycreek.thehearth.net/">https://judaycreek.thehearth.net/</a>   |
| <b>Heritage House Assisted Living</b>                  | 1700 Waterfall Dr.,<br>Nappanee, IN 46550       | Nappanee     | 574-773-3592                  | <a href="http://www.millersseniorliving.com/heritage-house-assisted-living-in-nappanee">http://www.millersseniorliving.com/heritage-house-assisted-living-in-nappanee</a> |
| <b>Heritage Pointe</b>                                 | 1215 Trinity Pl,<br>Mishawaka, IN 46545         | Mishawaka    | 574-247-7400                  | <a href="https://www.sunshineretirementliving.com/mishawaka-retirement-living/">https://www.sunshineretirementliving.com/mishawaka-retirement-living/</a>                 |
| <b>Hubbard Hill Estates</b>                            | 28070 County Rd. 24,<br>Elkhart, IN 46517       | Elkhart      | 574-295-6260                  | <a href="https://hubbardhill.org/assisted-living/">https://hubbardhill.org/assisted-living/</a>   |
| <b>Lake City Place (formerly Gardens at Lake City)</b> | 425 Chinsworth Ct,<br>Warsaw, IN 46580          | Warsaw       | 574-207-4158                  | <a href="http://www.enlivant.com/communities/indiana/lake-city-place-warsaw">http://www.enlivant.com/communities/indiana/lake-city-place-warsaw</a>                       |
| <b>Millers Merry Manor</b>                             | 787 N Detroit St.,<br>Lagrange, IN 76761        | Lagrange     | 260-463-2172                  | <a href="http://www.millersmerrymanor.com/locations/lagrange">http://www.millersmerrymanor.com/locations/lagrange</a>   |
| <b>Millers Senior Living - Wakarusa</b>                | 303 N Washington St.<br>Wakarusa, IN 46573      | Wakarusa     | 574-862-1918                  | <a href="http://www.millersmerrymanor.com/locations/wakarusa">http://www.millersmerrymanor.com/locations/wakarusa</a>   |



|  |  |                |              |   |
|--|--|----------------|--------------|---|
| <b>Millers Senior Living - Warsaw</b>                          | 1630 S County Farm Rd, Warsaw, IN 46580          | Wakarusa       | 574-267-8196 | <a href="http://www.millersmerrymanor.com/locations/warsaw">http://www.millersmerrymanor.com/locations/warsaw</a>   |
| <b>North Wood Village</b>                                      | 1409 E Day Rd, Mishwaka, IN 46545                | Mishwaka       | 574-247-1866 | <a href="http://www.northwoodsmemorycare.com/">http://www.northwoodsmemorycare.com/</a>   |
| <b>Orchard Pointe</b>  | 702 Sawyer Rd, Kendallville, IN 46755            | Kendallville   | 260-347-3333 | <a href="http://trilogyhs.com/browse-locations/item/orchard-pointe-health-campus/">http://trilogyhs.com/browse-locations/item/orchard-pointe-health-campus/</a>   |
| <b>Primrose</b>  | 820 Fulmer Rd Mishawaka, IN 46544                | Mishawaka      | 574-231-7456 | <a href="https://www.primrosetirement.com/mishawaka-indiana-senior-living-communities/">https://www.primrosetirement.com/mishawaka-indiana-senior-living-communities/</a>   |
| <b>Tanglewood Trace</b>  | 530 Tanglewood Ln Mishawaka IN 46545             | Mishawaka      | 574-285-0120 | <a href="http://www.tanglewoodtracealc.com/">http://www.tanglewoodtracealc.com/</a>   |
| <b>The Elkhart Place (formerly called the Beardsley House)</b> | 27833 County Rd 24, Elkhart, IN 46517            | Elkhart        | 574-295-9058 | none  |
| <b>The Residence at Waterford Crossing</b>                     | 1212 Waterford Crossing Circle, Goshen, IN 46526 | Goshen         | 574-537-0300 | <a href="http://trilogyhs.com/browse-locations/item/waterford-crossing-2">http://trilogyhs.com/browse-locations/item/waterford-crossing-2</a>   |
| <b>The Waterford at Edison Lakes</b>                           | 1025 Park Place, Mishawaka, IN 46545             | Mishawaka      | 574-247-1552 | <a href="http://www.capitalsenior.com/the-waterfordatedisonlakes/">http://www.capitalsenior.com/the-waterfordatedisonlakes/</a>   |
| <b>Crystal Valley Manor Apartments</b>                         | 114 Krider Dr, Middlebury, IN, 46540             | Middlebury, IN | 574-825-5161 | <a href="https://www.crystalvalleymanorapts.com/">https://www.crystalvalleymanorapts.com/</a>   |
| <b>Greencroft Independent Living - Goshen</b>                  | 1721 Greencroft Blvd, Goshen, IN 46527           | Goshen         | 574-537-4000 | <a href="https://www.greencroft.org/options/independent/">https://www.greencroft.org/options/independent/</a>   |
| <b>Maple Leaf Commons Senior Housing</b>                       | 2926 Elkhart Rd, Goshen, IN 46526                | Goshen         | 574-534-3827 | <a href="https://www.unitedchurchhomes.org/affordable-housing-communities/50-indiana/218-maple-leaf-commons">https://www.unitedchurchhomes.org/affordable-housing-communities/50-indiana/218-maple-leaf-commons</a> |
| <b>Northway Manor</b>  | 915 Northway Circle, Elkhart, IN 4614            | Elkhart        | 574-262-1604 | -   |
| <b>Northwood Circle Apartments</b>                             | 990 Northwood Circle, Nappanee, IN 46550         | Nappanee       | 574-773-4942 | -   |
| <b>Stratford Commons</b>                                       | 2601 Oakland Ave, Elkhart, IN 46517              | Elkhart        | 574-522-0550 | -   |



|   |  |            |              |   |
|---|--|------------|--------------|---|
| <b>The Sterling Group</b>               | 3900 Edison Lakes Pkwy, Ste 201, Mishawaka, IN 46545 | Mishawaka  | 574-243-8547 | - |
| <b>Waterford Crossing</b>               | 1212 Waterford Crossing Circle, Goshen, IN 46526     | Goshen     | 574-537-0300 | - |
| <b>Holy Cross Village at Notre Dame</b> | 54515 State road 933 N.                              | South Bend | 574-287-1838 | - |
| <b>Grand Emerald</b>                    | 4010 S. Ironwood Dr                                  | South Bend | 574-291-2222 | - |
| <b>Wood Ridge</b>                       | 17650 Generatios Dr                                  | South Bend | 574-271-1151 | - |
| <b>Brookdale South Bend</b>             | 17441 SR 23  | South Bend | 574-273-2233 | - |
| <b>Milton Home</b>                      | 206 East Marion                                      | South Bend | 574-233-0165 | - |
| <b>Country Care West</b>                | 23435 Brick Road                                     | South Bend | 574-277-1403 | - |

### Mental Health and Addictions: Skilled Nursing Facilities

| Name                                      | Address  | City            | Phone                 |
|---|--|-----------------|-----------------------|
| <b>Signature Healthcare of South Bend</b> | 52654 N Ironwood Dr South Bend, IN                       | South Bend      | 574-272-8710          |
| <b>St. Joe Medical Rehab</b>              | 60101 Bodnar Blvd. Mishawaka, IN 46544                   | Mishawaka       | (574) 206-5730        |
| <b>The Courtyard of Goshen</b>            | <b>2400 College Ave., Goshen, IN 46527</b>               | <b>Goshen</b>   | <b>(574) 533-0351</b> |
| <b>Greencroft</b>                         | <b>1225 Greencroft Dr., PO Box 819, Goshen, IN 46527</b> | <b>Goshen</b>   | <b>(574) 537-4000</b> |
| <b>Waterford Crossing Health Center</b>   | <b>1332 Waterford Crossing Circle, Goshen, IN 46526</b>  | <b>Goshen</b>   | <b>(574) 534-3920</b> |
| <b>Lakeland Rehab &amp; Health Care</b>   | <b>505 W. 4th St., Milford, IN 46542</b>                 | <b>Milford</b>  | <b>(574) 658-9455</b> |
| <b>Miller's Merry Manor - Wakarusa</b>    | <b>300 N. Washington, PO Box 710, Wakarusa, IN 46573</b> | <b>Wakarusa</b> | <b>(574) 862-4512</b> |
| <b>Miller's Merry Manor - Warsaw</b>      | <b>1630 S. County Farm Rd., Warsaw, IN 46589</b>         | <b>Warsaw</b>   | <b>(574) 267-8196</b> |
| <b>Miller'S Merry Manor - Peru</b>        | <b>317 Blair Pike, PO Box 124, Peru, IN 46970</b>        | <b>Peru</b>     | <b>(765) 473-4426</b> |





|   |  |                      |                       |
|---|--|----------------------|-----------------------|
| <b>Miller's Merry Manor - LaGrange</b>      | <b>787 N. Detroit St., PO Box 89, LaGrange, IN 46761</b> | <b>LaGrange</b>      | <b>(260) 463-2172</b> |
| <b>Miller's Merry Manor - Walkerton</b>     | <b>500 Walkerton Trail, Walkerton, IN 46576</b>          | <b>Walkerton</b>     | <b>(574) 586-3133</b> |
| <b>Miller's Merry Manor - Plymouth</b>      | <b>600 Oak Hill Ave., Plymouth, IN 46563</b>             | <b>Plymouth</b>      | <b>(574) 936-9981</b> |
| <b>Miller's Merry Manor - Columbia City</b> | <b>640 W. Ellsworth Dr., Columbia City, IN 46725</b>     | <b>Columbia City</b> | <b>(260) 248-8101</b> |
| <b>Avalon Village</b>                       | 200 Kingston, Ligonier, IN 46767                         | Ligonier             | (260) 894-7131        |
| <b>Golden Living Center</b>                 | 1001 W. Hively Ave., Elkhart IN 46516                    | Elkhart              | (574) 294-7641        |
| <b>Woodland Manor</b>                       | 343 S. Nappanee St., Elkhart, IN 46514                   | Elkhart              | (574) 295-0096        |
| <b>Elkhart Rehabilitation Center</b>        | 2600 Morehouse Ave., Elkhart, IN 46517                   | Elkhart              | (574) 295-8800        |
| <b>Valley View Health Care Center</b>       | 333 W. Mishawaka Rd., Elkhart, IN 46517                  | Elkhart              | (574) 293-1550        |
| <b>Eastlake Nursing &amp; Rehab Center</b>  | 1900 Jeanwood Dr., Elkhart, IN 46514                     | Elkhart              | (574) 264-1133        |
| <b>Riverside Village</b>                    | 1400 W. Franklin St., Elkhart, IN 46516                  | Elkhart              | (574) 522-2020        |
| <b>Greenleaf Health Campus</b>              | 1201 East Beardsley Ave. Elkhart, IN                     | Elkhart              | (574) 206-0086        |
| <b>Mason Health Care</b>                    | 900 Provident Dr., Warsaw, IN 46580                      | Warsaw               | (574) 371-2500        |
| <b>Grace Village Retirement Community</b>   | Box 337, Winona Lake, 46590                              | Winona Lake          | (574) 372-6200        |

### Mental Health and Addictions: Hospice Agencies

| <b>Name</b>                         | <b>Address</b>                                       | <b>City</b>   | <b>Phone</b>          | <b>URL</b>   |
|-------------------------------------|--|---------------|-----------------------|--|
| <b>AsceraCare Hospice</b>           | 700 E. Beardsley Ave,<br>Ste 2B Elkhart, IN<br>46514 | Elkhart       | (574) 206-1875        | <a href="http://www.aseracare.com/">http://www.aseracare.com/</a>                        |
| <b>Center for Hospice Care</b>      | 22579 Old US 20<br>Elkhart, IN 46516                 | Elkhart       | (574) 243-3100        | <a href="https://www.centerforhospice.org/">https://www.centerforhospice.org/</a>        |
| <b>Goshen Home Care and Hospice</b> | <b>200 High Park Ave<br/>Goshen, IN 46526</b>        | <b>Goshen</b> | <b>(574) 364-2700</b> | <a href="http://www.goshenhealth.com/Hospice-Care">www.goshenhealth.com/Hospice-Care</a> |
| <b>Grace Hospice</b>                | 5828 Brick Rd #101<br>South Bend, IN 46628           | South Bend    | (574)208-9270         | -  |



|   |  |            |                |   |
|---|--|------------|----------------|---|
| <b>Great Lakes Caring</b>                       | 2515 N Bendix Dr Ste 103<br>South Bend, IN 46628 | South Bend | (866) 437-7770 | <a href="http://www.greatlakescaring.com">www.greatlakescaring.com</a>  |
| <b>Harbor Light Hospice</b>                     | 1820 E Day Rd.<br>Mishawaka, IN 46545            | Mishawaka  | (574) 254-1041 | <a href="https://www.harborlighthospice.com/">https://www.harborlighthospice.com/</a>   |
| <b>Heart to Heart</b>                           | 620 W Edison Rd #2<br>Mishawaka, IN 46545        | Mishawaka  | (574) 855-4475 | <a href="http://www.hearttohearthospice.com/">http://www.hearttohearthospice.com/</a>   |
| <b>Heartland Hospice</b>                        | 230 Catalpa Dr. Suite D.<br>Mishawaka, IN 46545  | Mishawaka  | (574)257-7551  | <a href="https://www.heartlandhospice.com/southbend">https://www.heartlandhospice.com/southbend</a>   |
| <b>Hope Hospice</b>                             | 1476 W 18th St.<br>Rochester, IN 46975           | Rochester  | (574) 224-4673 | <a href="https://www.kindredhealthcare.com/locations/hospice/rochester-in-6575">https://www.kindredhealthcare.com/locations/hospice/rochester-in-6575</a> |
| <b>Southerncare Mishawaka</b>                   | 1626 E Day Rd<br>Mishawaka, IN 46545             | Mishawaka  | (574) 259-0895 | <a href="http://www.southerncarehospice.com">www.southerncarehospice.com</a>  |
| <b>Heartland Hospice</b>                        | 1315 Directors Ros #210<br>Fort Wayne, IN 46808  | Ft Wayne   | (866) 421-6973 | <a href="https://www.heartlandhospice.com/fortwayne">https://www.heartlandhospice.com/fortwayne</a>   |
| <b>Home Health and Hospice of Starke County</b> | 11 S. Main St Knox, IN 46775                     | Knox       | (574) 772-7656 | <a href="#">NA</a>  |
| <b>Kosciusko Home Care and Hospice</b>          | 1515 Provident Dr Suite 250<br>Warsaw, IN 46580  | Warsaw     | (574) 372-3401 | <a href="http://www.koshomecare.org">www.koshomecare.org</a>  |
| <b>Parkview Home Health and Hospice</b>         | 1900 Carew St, Ste 6<br>Ft. Wayne, IN 46805      | Ft Wayne   | (800) 363-9977 | <a href="http://www.parkview.com/en/health-services/Home-Health-and-Hospice">www.parkview.com/en/health-services/Home-Health-and-Hospice</a>              |
| <b>Pulaski Memorial Home Health and Hospice</b> | 616 E 13th St<br>Winamac, IN 46996               | Winamac    | (574) 946-2140 | <a href="http://www.pmhnet.com/services/home-health-care/">http://www.pmhnet.com/services/home-health-care/</a>   |
| <b>Southerncare Ft. Wayne</b>                   | 7557 W Jefferson Blvd<br>Ft. Wayne, IN 46804     | Ft Wayne   | (260) 432-6075 | <a href="http://www.southerncarehospice.com">www.southerncarehospice.com</a>  |
| <b>Visiting Nurse and Hospice Home</b>          | 5910 Homestead Rd<br>Ft. Wayne, IN 46814         | Ft Wayne   | (260) 435-3222 | <a href="http://www.vnfw.org">www.vnfw.org</a>  |



## Government Assistance: Government Financial Aid

| Name  | Address                              | City     | Phone        | URL  |
|---|--------------------------------------|----------|--------------|--|
| <b>SHIP (Senior Health Insurance Program/ Medicare D Questions)</b>     |                                      |          | 800-452-4800 | <a href="http://in.gov/idoi/2495.htm">in.gov/idoi/2495.htm</a>   |
| <b>Social Security Disability</b>                                       |                                      |          | 800-772-1213 | <a href="http://www.socialsecurity.gov/applyfordisability">www.socialsecurity.gov/applyfordisability</a> |
| <b>Social Security Low Income Subsidy - Extra Help Medications</b>      |                                      |          | 800-772-1213 | <a href="https://secure.ssa.gov/i1020/start">https://secure.ssa.gov/i1020/start</a>                      |
| <b>Elkhart County Health Department</b>                                 | 608 Oakland Avenue<br>Elkhart        | Elkhart  | 574-523-2283 | <a href="http://www.elkhartcountyhealth.org">www.elkhartcountyhealth.org</a>                             |
| <b>Welfare Department (by county)- See Family and Social Services</b>   |                                      |          | 800-403-0864 | -  |
| <b>First Steps</b>  |                                      |          | 866-403-5437 | -  |
| <b>Kosciusko County Health Department</b>                               | 100 W. Center St.<br>Warsaw          | Warsaw   | 574-372-2349 | -  |
| <b>Women Infants and Children (WIC) Elkhart County, Goshen Clinic</b>   | 117 N. 2nd Street,<br>Goshen         | Goshen   | 574-535-6765 | -  |
| <b>Women Infants and Children (WIC) Elkhart County, Elkhart Clinic</b>  | 1400 Hudson Street,<br>Elkhart       | Elkhart  | 574-522-0104 | -  |
| <b>Women Infants and Children (WIC) Elkhart County, Nappanee Clinic</b> | 109 E. Market Street,<br>Nappanee    | Nappanee | 574-522-0104 | -  |
| <b>Women Infants and Children (WIC) Kosciusko</b>                       | 1515 Provident Drive<br>#120, Warsaw | Warsaw   | 574-269-4456 | -  |
| <b>Women Infants and Children (WIC) LaGrange</b>                        | 304 N 00 EW LaGrange                 | LaGrange | 260-499.4182 | -  |
| <b>Women Infants and Children (WIC) Noble</b>                           | 774 Trail Ridge Road -<br>Albion     | Albion   | 260-636-2600 | -  |



|   |   |             |                              |  |
|---|---|-------------|------------------------------|--|
| <b>Services Administration (FSSA) - Elkhart office</b>                            | Elkhart                                   |             |                              |  |
| <b>Family and Social Services Administration (FSSA) - LaGrange office</b>         | 826 N. Detroit St.,<br>LaGrange           | LaGrange    | 800-403-0864                 | <a href="http://in.gov/fssa">in.gov/fssa</a>                         |
| <b>Family and Social Services Administration (FSSA) - Warsaw office</b>           | 2307 Center St., Suite E,<br>Warsaw       | Warsaw      | 800-403-0864                 | <a href="http://in.gov/fssa">in.gov/fssa</a>                         |
| <b>Family and Social Services Administration (FSSA) - Albion office</b>           | 774 Trail Ridge Road,<br>Suite C - Albion | Albion      | 800-403-0864                 | <a href="http://in.gov/fssa">in.gov/fssa</a>                         |
| <b>Family and Social Services Administration (FSSA)</b>                           |   |             | 800-403-0864                 | <a href="http://in.gov/fssa">in.gov/fssa</a>                         |
| <b>Community Action of Northeast Indiana (CANI)</b>                               | 23631 US 33 Suite D,<br>Elkhart           | Elkhart     | 800-589-2264                 | <a href="http://needhelppayingbills.com">needhelppayingbills.com</a> |
| <b>Community Action of Northeast Indiana (CANI)</b>                               | 1515 Provident Drive<br>#140, Warsaw      | Warsaw      | 260-267-4492                 | <a href="http://needhelppayingbills.com">needhelppayingbills.com</a> |
| <b>Community Action of Northeast Indiana (CANI)- Noble County Ligonier office</b> | 200 S. Cavin St., Ligonier                | Ligonier    | 260-894-3048                 | <a href="http://needhelppayingbills.com">needhelppayingbills.com</a> |
| <b>Community Action of Northeast Indiana (CANI)- Noble County Lagrange office</b> | 109 E. Centra Ave. Suite<br>4, Lagrange   | LaGrange    | 260-463-5276                 | <a href="http://needhelppayingbills.com">needhelppayingbills.com</a> |
| <b>Township Trustee - Baugo</b>   | 57955 CR 3, Suite B,<br>Elkhart, IN 46516 | Elkhart     | 574-293-5873                 | -  |
| <b>Township Trustee - Benton</b>  | 69777 CR 137,<br>Millersburg, IN 46543    | Millersburg | 574-642-3659<br>574-202-3712 | -  |
| <b>Township Trustee - Cleveland</b>   | 29990 Old US 20 W.,<br>Elkhart, IN 46514  | Elkhart     | 574-343-2548                 | -  |
| <b>Township Trustee - Clinton</b>   | 11699 CR 42,                              | Millersburg | 574-642-3202                 | Email: clevelandtwp@   |
| <b>Clinton</b>  | Millersburg, IN 46543                     |             |                              | comcast.net  |



|                                      |   |            |              |                                       |
|--------------------------------------|---|------------|--------------|---------------------------------------|
| <b>Township Trustee - Concord</b>    | 228 Waterfall Drive, Suite A, Elkhart, IN 46516 | Elkhart    | 574-283-6889 |                                       |
| <b>Township Trustee - Elkhart</b>    | 106 N. 5th Street, Goshen, IN 46528             | Goshen     | 574-533-2066 | Email: ccheek@maplenet.net            |
| <b>Township Trustee - Harrison</b>   | 63095 CR 13, Goshen, IN 46526                   | Goshen     | 574-875-5039 | Email: rvyaw@yahoo.com                |
| <b>Township Trustee - Jackson</b>    | 70755 CR 27, Syracuse, IN 46567                 | Syracuse   | 574-831-3322 |                                       |
| <b>Township Trustee - Jefferson</b>  | 58518 SR 15, Goshen, IN 46528                   | Goshen     | 574-535-9015 | Email: jtt@maplenet.net               |
| <b>Township Trustee - Locke</b>      | 302 N. Clark Street, Nappanee, IN 46550         | Nappanee   | 574-773-3320 | Email: locketownshiptrustee@yahoo.com |
| <b>Township Trustee - Middlebury</b> | 117 N. Main Street, Middlebury, IN 46540        | Middlebury | 574-825-3446 |                                       |
| <b>Township Trustee - Olive</b>      | 29178 CR 38, Wakarusa, IN 46573                 | Wakarusa   | 574-862-1480 | Email: lahartzell@aol.com             |
| <b>Township Trustee - Osolo</b>      | 25600 CR 4, Elkhart, IN 46514                   | Elkhart    | 574-262-2175 |                                       |
| <b>Township Trustee - Union</b>      | 302 E. Woodview Drive, Nappanee, IN 46550       | Nappanee   | 574-773-5534 |                                       |
| <b>Township Trustee - York</b>       | 14868 CR 4, Bristol, IN 46507                   | Bristol    | 574-848-9387 | Email: chrisa@maplenet.net            |

### Government Assistance: Rx Assistance

| Name                                       | Address                        | City       | Phone        | URL   |
|--|--------------------------------|------------|--------------|---|
| <b>Cancer Resources for Elkhart County</b> | 23971 US 33, Elkhart, IN 46517 | Elkhart    | 574-875-5158 | <a href="https://elkhartcancer.org/">https://elkhartcancer.org/</a> |
| <b>Catholic Charities</b>                  | South Bend office              | South Bend | 574-234-3111 | <a href="http://www.ccfwsb.org/">http://www.ccfwsb.org/</a>         |
| <b>Center for Healing and Hope</b>         | 902 S Main St.                 | Goshen     | 574-534-4744 | <a href="http://chclinics.org/">http://chclinics.org/</a>           |



|  |   |          |              |   |
|--|---|----------|--------------|---|
| <b>Center for Healing and Hope</b>                                   |   | Elkhart  | 574-534-4744 | <a href="http://chhclinics.org/">http://chhclinics.org/</a>   |
| <b>Church Community Services</b>                                     | 907 Oakland Ave,<br>Elkhart                   | Elkhart  | 574-295-3673 | <a href="http://churchcommunityservices.org/">http://churchcommunityservices.org/</a>   |
| <b>Family Christian Development Center</b>                           | Nappanee                                      | Nappanee | 574-773-2149 | <a href="https://www.fcdcin.org/">https://www.fcdcin.org/</a>   |
| <b>Heart City Health Care</b>  | 236 Simpson Ave,<br>Elkhart, IN 46516         | Elkhart  | 574-293-0052 | <a href="https://www.heartcityhealth.org/">https://www.heartcityhealth.org/</a>   |
| <b>Maple City Healthcare</b>   | 231 Middlebury St.,<br>Goshen                 | Goshen   | 574-534-3300 | <a href="http://www.mchcc.com/en/">http://www.mchcc.com/en/</a>   |
| <b>Vista Community Health</b>  | 808 N. 3rd St,<br>Goshen                      | Goshen   | 574-534-0088 | <a href="http://www.mchcc.com/en/">http://www.mchcc.com/en/</a>   |
| <b>Cancer Services of Northeast Indiana</b>                          | 6316 Mutual Drive                             |          | 260-484-9560 | <a href="https://www.cancer-services.org/">https://www.cancer-services.org/</a>   |
| <b>Community Action of Noble County</b>                              | 200 S. Cavin St.,<br>Ligonier                 | Ligonier | 260-894-3048 | <a href="http://www.needhelpayingbills.com/html/noble_county_assistance_progra.html">http://www.needhelpayingbills.com/html/noble_county_assistance_progra.html</a> |
| <b>GoodRx</b>  | online  |          |              | <a href="http://Goodrx.com">Goodrx.com</a>  |
| <b>Hoosier Rx</b>  |   |          |              | <a href="http://www.in.gov/fssa/ompp/2669.htm">http://www.in.gov/fssa/ompp/2669.htm</a>   |
| <b>K21 Health Foundation</b>   | 1515 Provident Drive,<br>Warsaw, IN           | Warsaw   | 574-372-3500 | <a href="http://kohelpcenter.org">kohelpcenter.org</a>  |
| <b>Kosciusko Cty Medication Assistance and Dental-K21 Foundation</b> | 1515 Provident Drive, Suite 170<br>Warsaw, IN | Warsaw   | 574-372-3604 | <a href="http://medicationanddental.com/">http://medicationanddental.com/</a>   |
| <b>Kroger pharmacies</b>   | various                                       |          |              | <a href="https://www.kroger.com/topic/pharmacy">https://www.kroger.com/topic/pharmacy</a>   |
| <b>Meijer pharmacies</b>   | various                                       |          |              | <a href="https://www.meijer.com/content/content.jsp?pageName=meijer_pharmacy">https://www.meijer.com/content/content.jsp?pageName=meijer_pharmacy</a>               |
| <b>NeedyMeds</b>   | online  |          |              | <a href="http://www.needy meds.com">www.needy meds.com</a>  |
| <b>Salvation Army</b>  | various                                       |          |              | <a href="https://www.salvationarmyusa.org/usn/">https://www.salvationarmyusa.org/usn/</a>   |
| <b>St. Martin's Healthcare</b>                                       | 1359 South Randolph St.,<br>Garrett, IN       | Garrett  | 260-357-0077 | <a href="https://www.smhcin.org/">https://www.smhcin.org/</a>   |



|                                      |   |             |                              |   |
|--------------------------------------|---|-------------|------------------------------|---|
| <b>Walgreens pharmacies</b>          | various   |             |                              | <a href="http://walgreens.com/wcard">walgreens.com/wcard</a>                                    |
| <b>Walmart pharmacies</b>            | various   |             |                              | <a href="https://www.walmart.com/cp/pharmacy/5431">https://www.walmart.com/cp/pharmacy/5431</a> |
| <b>Your Primary Care Provider</b>    |   |             | Call and ask                 |   |
| <b>Township Trustee - Baugo</b>      | 57955 CR 3, Suite B, Elkhart, IN 46516          | Elkhart     | 574-293-5873                 |   |
| <b>Township Trustee - Benton</b>     | 69777 CR 137, Millersburg, IN 46543             | Millersburg | 574-642-3659<br>574-202-3712 |   |
| <b>Township Trustee - Cleveland</b>  | 29990 Old US 20 W., Elkhart, IN 46514           | Elkhart     | 574-343-2548                 |   |
| <b>Township Trustee - Clinton</b>    | 11699 CR 42, Millersburg, IN 46543              | Millersburg | 574-642-3202                 | Email: <a href="mailto:clevelandtwp@comcast.net">clevelandtwp@comcast.net</a>                   |
| <b>Township Trustee - Concord</b>    | 228 Waterfall Drive, Suite A, Elkhart, IN 46516 | Elkhart     | 574-283-6889                 |   |
| <b>Township Trustee - Elkhart</b>    | 106 N. 5th Street, Goshen, IN 46528             | Goshen      | 574-533-2066                 | Email: <a href="mailto:ccheek@maplenet.net">ccheek@maplenet.net</a>                             |
| <b>Township Trustee - Harrison</b>   | 63095 CR 13, Goshen, IN 46526                   | Goshen      | 574-875-5039                 | Email: <a href="mailto:rvyaw@yahoo.com">rvyaw@yahoo.com</a>                                     |
| <b>Township Trustee - Jackson</b>    | 70755 CR 27, Syracuse, IN 46567                 | Syracuse    | 574-831-3322                 |   |
| <b>Township Trustee - Jefferson</b>  | 58518 SR 15, Goshen, IN 46528                   | Goshen      | 574-535-9015                 | Email: <a href="mailto:jtt@maplenet.net">jtt@maplenet.net</a>                                   |
| <b>Township Trustee - Locke</b>      | 302 N. Clark Street, Nappanee, IN 46550         | Nappanee    | 574-773-3320                 | Email: <a href="mailto:locketownshiptrustee@yahoo.com">locketownshiptrustee@yahoo.com</a>       |
| <b>Township Trustee - Middlebury</b> | 117 N. Main Street, Middlebury, IN 46540        | Middlebury  | 574-825-3446                 |   |
| <b>Township Trustee - Olive</b>      | 29178 CR 38, Wakarusa, IN 46573                 | Wakarusa    | 574-862-1480                 | Email: <a href="mailto:lahartzell@aol.com">lahartzell@aol.com</a>                               |



|                                 |   |          |              |   |
|---------------------------------|---|----------|--------------|---|
| <b>Township Trustee - Osolo</b> | 25600 CR 4, Elkhart, IN 46514             | Elkhart  | 574-262-2175 |   |
| <b>Township Trustee - Union</b> | 302 E. Woodview Drive, Nappanee, IN 46550 | Nappanee | 574-773-5534 |   |
| <b>Township Trustee - York</b>  | 14868 CR 4, Bristol, IN 46507             | Bristol  | 574-848-9387 | Email: <a href="mailto:chrisa@maplenet.net">chrisa@maplenet.net</a> |

### Government Assistance: Veterans

| Name   | Address    | City       | Phone        | URL  |
|--|------------|------------|--------------|--|
| <b>US Department of Veterans Affairs</b>         |            |            |              | <a href="http://www.VA.gov">www.VA.gov</a>   |
| <b>VA Benefits website</b>                       | online     |            |              | <a href="http://www.vba.va.gov">www.vba.va.gov</a>   |
| <b>Veteran Service Officers</b>                  |            |            |              | <a href="http://www.invsoa.homestead.com">www.invsoa.homestead.com</a> ;<br><a href="http://www.in.gov/dva/2370.htm">www.in.gov/dva/2370.htm</a> |
| <b>VeteranAid.org</b>                            | online     |            |              | <a href="http://www.veteranaid.org">www.veteranaid.org</a>   |
| <b>Veterans' Affairs Clinic of Goshen</b>        | Goshen     | Goshen     | 574-534-6108 |  |
| <b>Veterans' Clinic of St. Joe County</b>        | Mishawaka  | Mishawaka  | 574-272-9000 |  |
| <b>Veterans Services - Elkhart County office</b> | Elkhart    | Elkhart    | 574-523-2342 |  |
| <b>Veterans Services - South Bend office</b>     | South Bend | South Bend | 574-235-9978 |  |

### Government Assistance: Mothers and Babies

| Name   | Address                         | City     | Phone        | URL   |
|--|---------------------------------|----------|--------------|---|
| <b>Indiana WIC (Women, Infants and Children)</b>               | Statewide                       |          | 800-522-0874 | <a href="http://WIC.in.gov">WIC.in.gov</a>                    |
| <b>RETA (Faith-based pregnancy and family resource center)</b> | 300 W High St, Elkhart, IN 4357 | Elkhart  | 574-522-4357 | <a href="http://retaforlife.com">retaforlife.com</a>          |
| <b>Community Partners for Safe</b>                             | 2004 Ironwood Circle            | Ft Wayne | 800-752-7116 | <a href="https://www.scanfw.org/">https://www.scanfw.org/</a> |





|   |  |           |                               |   |
|---|--|-----------|-------------------------------|---|
| <b>Families (SCAN services North Central and North Eastern Indiana)</b> | Suite 160, South Bend<br>500 West Main St, Fort Wayne          |           |                               |   |
| <b>National Suicide Prevention Line</b>                                 | National Organization  |           | 800-273-8255                  | <a href="https://suicidepreventionlifeline.org">https://suicidepreventionlifeline.org</a> |
| <b>Michelle Thomas, LCSW</b>  | 529 S. 2nd St, Elkhart, IN                                     | Elkhart   | 274-326-3590                  | -   |
| <b>Kathy James, LCSW<br/>Post Partum Support International</b>          | 437 Lincolnway East,<br>Mishwaka, IN 46544                     | Mishawaka | 574-255-1793;<br>574-850-0478 | <a href="http://postpartum.net">postpartum.net</a>  |
| <b>Shirley Dick, LCSW</b>   | Shetler Psychological Services, 1930 W Lincoln Ave, Goshen, IN | Goshen    | 574-537-3887                  | -   |
| <b>Child and Parent Services - Elkhart (includes Healthy Families)</b>  | Joy Rose Center, 1000 W Hively Ave, Elkhart, IN 46517          | Elkhart   | 574-295-2277                  | <a href="http://CAPSElkhart.org">CAPSElkhart.org</a>                                      |
| <b>Child and Parent Services - Goshen (includes Healthy Families)</b>   | 320 N Chicago Ave, Goshen, IN 46526                            | Goshen    | 574-295-2277                  | <a href="http://CAPSElkhart.org">CAPSElkhart.org</a>                                      |
| <b>Healthy Beginnings-Elkhart County Health Department</b>              | 1400 Hudson St, Elkhart or 117 N. Second St, Goshen            | Goshen    | 574-522-0104<br>574-536-6765  | -   |
| <b>First Steps</b>  | Statewide  |           | 866-403-5437                  | <a href="http://indianafirststeps.org">indianafirststeps.org</a>                          |
| <b>Compassion Pregnancy Centers of NE Indiana</b>                       | 830 N Detroit St, LaGrange                                     | LaGrange  | 260-463-7377                  | <a href="http://cpcni.org">cpcni.org</a>  |

### Legal and Related Services: Abuse/Neglect

| Name  | Address                                    | City       | Phone                        | URL  |
|---|--|------------|------------------------------|--|
| <b>Adult Protective Services - South Bend</b> | 533 N. Niles Ave.<br>South Bend, IN 46617  | South Bend | 800-626-8320<br>574-235-5092 | -  |
| <b>Child Protective Services - Elkhart</b>    | 1659 Mishawaka Street<br>Elkhart, IN 46514 | Elkhart    | 574 266-2401                 | -  |
| <b>Real Services</b>                          | 1151 S Michigan St South Bend, IN 46601    | South Bend | (800) 552-7928               | <a href="http://www.realservices.org">www.realservices.org</a> |



|  |   |               |                               |  |
|--|---|---------------|-------------------------------|--|
| <b>SPA Women's Ministry</b>                      | 23221 Old US 20 East Elkhart, IN 46516  | Elkhart       | 574-333-3150                  | <a href="http://www.spaministryhomes.org">www.spaministryhomes.org</a>               |
| <b>Victim Assistance Services</b>                | 301 S. Main St. Ste 100 Elkhart, IN 46516                                     | Elkhart       | (574) 523-2237                | <a href="http://www.elkhartcountyprosecutor.com">www.elkhartcountyprosecutor.com</a> |
| <b>YWCA Healing Pathway Program</b>              | 132 State Street Elkhart, IN 46516  | Elkhart       | (574) 233-9491/1-866-YES-YWCA | <a href="http://www.ywcancin.org">www.ywcancin.org</a>                               |
| <b>Adult Protective Services - Ft Wayne</b>      | Keystone Building, 1st Floor 602 S Calhoun Street Ft.Wayne, IN 46802          | Ft Wayne      | (260) 449-7978                | -  |
| <b>Child Protective Services - Albion</b>        | 774 Trail Ridge Road Albion, IN 46701   | Albion        | 260-636-2021                  | -  |
| <b>Child Protective Services - Columbia City</b> | 115 S. Line Street Columbia City, IN 46725                                    | Columbia City | 260-244-6531                  | -  |
| <b>Child Protective Services - LaGrange</b>      | 122 N Detroit Street LaGrange, IN 46761                                       | Lagrange      | 260-463-3451                  | -  |
| <b>Child Protective Services - Plymouth</b>      | 2125 N Oak Road Plymouth, IN 46563  | Plymouth      | 574-935-4046                  | -  |
| <b>Child Protective Services - South Bend</b>    | 300 North Dr. Martin Luther King Jr. Boulevard Suite 230 South Bend, IN 46601 | South Bend    | 574-232-3042                  | -  |
| <b>Child Protective Services - Warsaw</b>        | 2307 E Center Street Suite B Warsaw, IN 46580                                 | Warsaw        | 574-267-2576                  | -  |

### Legal and Related Services: End-of-life Planning

| Name  | Address  | City       | Phone          | Resource type       | URL   |
|---|--|------------|----------------|---------------------|---|
| <b>Center for Legal Justice</b>                   | 220 W High St Elkhart, IN 46516                    | Elkhart    | (574) 333-2037 | legal/<br>paperwork | <a href="http://www.centerforlegaljustice.net">www.centerforlegaljustice.net</a>  |
| <b>Elkhart Legal Aid Service, Inc</b>             | 315 S 2nd St Elkhart, IN 46516                     | Elkhart    | (574) 294-2658 | legal/<br>paperwork | <a href="#">NA</a>  |
| <b>Legal Services Program of Northern Indiana</b> | 105 E Jefferson Blvd Ste 600, South Bend, IN 46601 | South Bend | (574) 522-4582 | legal/<br>paperwork | <a href="https://lawyers.justia.com/legalservice/legal-services-program-of-northern-indiana-inc-volunteer-programs-9260">https://lawyers.justia.com/legalservice/legal-services-program-of-northern-indiana-inc-volunteer-programs-9260</a> |
|   |  |            |                |                     | <a href="#">volunteer-programs-9260</a>   |



|  |  |              |                                  |                         |   |
|--|--|--------------|----------------------------------|-------------------------|---|
| <b>Volunteer Lawyer Network, Inc</b>                                   | 117 N Main St, South Bend, IN 46601                                      | South Bend   | (574) 277-0075                   | legal/<br>paperwork     | <a href="http://www.volunteerlawyernetwork.net">www.volunteerlawyernetwork.net</a>  |
| <b>Indiana Department of Health Advance Directives Resource Center</b> | online   |              |                                  | legal/<br>paperwork     | <a href="https://www.in.gov/isdh/25880.htm">https://www.in.gov/isdh/25880.htm</a>   |
| <b>Honoring Choices Indiana</b>  | online   |              |                                  | legal/<br>paperwork     | <a href="https://agingihs.org/programs-resources/advance-care-planning/">https://agingihs.org/programs-resources/advance-care-planning/</a> |
| <b>Goshen Health Social Workers</b>                                    | Goshen Health  | Goshen       | (574) 364-2805<br>(574) 364-2591 | legal/<br>paperwork     | <a href="https://goshenhealth.com/Patient-Tools/Plan-Ahead">https://goshenhealth.com/Patient-Tools/Plan-Ahead</a>                           |
| <b>Funeral Homes</b>   | various  |              |                                  | final<br>arrangements   | -   |
| <b>Crematories</b>   | various  |              |                                  | final<br>arrangements   | -   |
| <b>Donate Life Indiana</b>   | 3760 Guion Road, Indianapolis, IN 42222                                  | Indianapolis | 317-222-3414                     | body/ organ<br>donation | <a href="https://www.donatelifelifeindiana.org/">https://www.donatelifelifeindiana.org/</a>   |
| <b>IU School of Medicine body donation</b>                             | 635 Barnhill Drive, Medical Science Building 5035 Indianapolis, IN 46202 | Indianapolis | 317-274-7450                     | body/ organ<br>donation | <a href="https://medicine.iu.edu/give/body-donation/">https://medicine.iu.edu/give/body-donation/</a>                                       |

### Legal and Related Services: Other Legal Services

| Name                      | Address   | City         | Phone          | URL  |
|---------------------------|---|--------------|----------------|--|
| Center for Legal Justice  | 220 W High St Elkhart, IN 46516                               | Elkhart      | (574) 333-2037 | <a href="http://www.centerforlegaljustice.net">www.centerforlegaljustice.net</a> |
| Elkhart Legal Services    | 315 S 2nd St Elkhart, IN 46516                                | Elkhart      | (574) 294-2658 | <a href="#">NA</a>   |
| Indiana Disability Rights | 4701 North Keystone Avenue, Suite 222, Indianapolis, IN 46205 | Indianapolis | 800-622-4845   | <a href="https://www.in.gov/idr/">https://www.in.gov/idr/</a>                    |



|   |  |            |                     |   |
|---|--|------------|---------------------|---|
| Indiana Legal Services                            | 401 E. Colfax Ste 116 South Bend, IN 46617 | South Bend | (574) 234-8121      | <a href="http://www.indianalegalservices.org">www.indianalegalservices.org</a>  |
| National Immigrant Justice Center - Goshen office | 110 E Washington St., Goshen, IN 46526     | Goshen     | <u>312-660-1370</u> | <a href="https://www.immigrationadvocates.org/nonprofit/legaldirectory/organization.543998-National_Immigrant_Justice_Center_Goshen_Office">https://www.immigrationadvocates.org/nonprofit/legaldirectory/organization.543998-National_Immigrant_Justice_Center_Goshen_Office</a> |
| Notre Dame Legal Aid Clinic                       | 725 Howard St. South Bend, IN 46617        | South Bend | (574) 631-6704      | <a href="http://www.law.nd.edu/academics/clinics-and-experiential-learning/clinics/looking-for-legal-help">www.law.nd.edu/academics/clinics-and-experiential-learning/clinics/looking-for-legal-help</a>  |
| Volunteer Lawyer Network, Inc.                    | 117 N Main St South Bend, IN 46601         | South Bend | (574) 277-0075      | <a href="http://www.volunteerlawyernetwork.net">www.volunteerlawyernetwork.net</a>  |



## Appendix IX: Organizations Represented by Focus Group and Individual Interviewee

### Participants

Organizations represented by focus group and key informant participants are listed below.

#### Focus Group Organizations Represented

- Balloon Express
- Basher Children's Home
- Chandler Elementary School Nurse
- Child and Parent Services
- Community Foundation of Elkhart County
- DJ Construction
- Elkhart Cancer Center
- Elkhart County County Health Officer
- Goshen College, Student Life
- Goshen Community Schools Nurse
- Goshen Fire Department
- Goshen Health Translator
- Goshen High School Nurse
- Goshen Home Medical
- Goshen Middle School Nurse
- Habitat for Humanity
- Health Markets
- Interra Credit Union
- Blue Diamond Communities
- Chamberlain Elementary School Nurse
- Kountry Wood Products
- Latino Community Member
- Lifeline
- Maple City Health Care Center
- Mapletonics
- Model Elementary School Nurse
- NIBCO
- Oaklawn Psychiatric Center
- Parkside Elementary School Nurse
- Prairie View Elementary School Nurse
- Ryan's Place
- Smokercraft
- Supreme
- The Window
- Waterford Crossings
- Waterford Elementary School Nurse
- West Goshen Elementary School Nurse

#### Key Informant Organizations Represented

- City of Goshen Government
- Ancon Corporation
- Association for the Disabled of Elkhart County
- Bethany Christian Schools
- Big Brothers Big Sisters
- Boys and Girls Club
- Center for Healing and Hope
- City of Goshen Government
- Clubhouse
- Council on Aging, Elkhart County
- Council on Aging, LaGrange County
- Court Judge
- Eastlake Athletic Clubs



- First State Bank
- Goldenrod Homes
- Goshen Chamber of Commerce
- Goshen Community Schools
- Goshen Hospital Chief Medical Officer
- Goshen Physicians Family Medicine
- Goshen Health Interpreter Services
- Goshen Physicians Obstetrics and Gynecology
- Goshen Heart and Vascular Center
- Immigration Attorney
- Jayco
- LaCasa
- LaGrange County Family Physician
- Lippert Components
- NeuroCare Center, Goshen Physicians
- Northern Indiana Hispanic Health Coalition
- Oaklawn Psychiatric Center
- Oaklawn Retreat
- St John the Evangelist Parish
- United Way



## Appendix X: Frequency Rankings of Community Health Needs

The community health needs identified in all primary and secondary data sets were tabulated in a frequency chart as noted below. After reviewing the frequency of responses to identified health needs, including consideration of vulnerable populations, the community advisory committee selected those health needs for prioritization that had been identified in at least three data sets.

| Frequency Ranking of Health Needs |      |  |                   |        |            |          |          |     |  |         |
|-----------------------------------|------|--|-------------------|--------|------------|----------|----------|-----|--|---------|
| Community                         | 2018 | Health-Related Needs: Primary and Secondary Data<br>2018 CHNA Data: Goshen Health Service Area |                   |        |            |          |          |     | Primary data sets that identified need |         |
|                                   |      | Health-related need  | Primary data sets |        |            |          |          |     |  |         |
|                                   |      |  | Hispanic          | Latino | Non-Latino | Key: FG/ | is group | Key |  | Primary |
| 82                                |      |  |                   |        |            |          |          |     |  |         |
|                                   | 7    | Mental health  | x                 | x      | x          | x        | x        | x   | x                                      |         |
|                                   | 7    | Obesity  | x                 | x      | x          | x        | x        | x   | x                                      |         |
|                                   | 7    | Substance abuse: alcohol, drugs, addiction   | x                 | x      | x          | x        | x        | x   | x                                      |         |
|                                   | 6    | Insurance coverage   |                   | x      | x          | x        | x        | x   | x                                      |         |
|                                   | 5    | Physical fitness   |                   | x      |            | x        | x        | x   | x                                      |         |
|                                   | 5    | Poverty  |                   |        | x          | x        | x        | x   | x                                      |         |
|                                   | 4    | Diabetes   | x                 |        |            |          | x        | x   | x                                      |         |
|                                   | 4    | Health education   |                   | x      | x          |          | x        | x   |  |         |
|                                   | 4    | Tobacco use/smoking  |                   | x      |            |          |          | x   | x                                      |         |
|                                   | 3    | Family and social support  |                   |        |            | x        | x        |     | x                                      |         |
|                                   | 3    | Mental health providers  |                   |        |            |          | x        | x   | x                                      |         |
|                                   | 3    | Nutrition  |                   | x      | x          | x        |          |     |  |         |
|                                   | 3    | Physicians: primary care and other   |                   |        |            |          | x        | x   | x                                      |         |
|                                   | 2    | Cancer   | x                 | x      |            |          |          |     |  |         |
|                                   | 2    | Cardiovascular   | x                 |        |            |          |          | x   |  |         |
|                                   | 2    | Housing  |                   |        |            |          | x        | x   |  |         |
|                                   | 2    | Prenatal/early childhood   |                   | x      | x          |          |          |     |  |         |
|                                   | 2    | Unsafe sex   |                   | x      | x          |          |          |     |  |         |
|                                   | 2    | Violence   |                   | x      |            |          |          |     | x                                      |         |
|                                   | 1    | Alzheimer's  | x                 |        |            |          |          |     |  |         |
|                                   | 1    | Dental care (Dentist)  |                   |        |            |          |          |     | x                                      |         |
|                                   | 1    | Education, formal  |                   |        |            |          |          |     | x                                      |         |
|                                   | 1    | Navigation of healthcare system  |                   |        |            |          | x        |     |  |         |
|                                   | 1    | Parenting education  |                   |        |            |          | x        |     |  |         |
|                                   | 1    | Policies and programs  |                   |        |            |          | x        |     |  |         |
|                                   | 1    | Preventive health  |                   |        |            |          |          |     | x                                      |         |
|                                   | 1    | Transportation   |                   |        |            |          |          | x   |  |         |
|                                   | 1    | Vaping   |                   |        |            |          | x        |     |  |         |



## Appendix XI: CHNA Leadership Groups

### Appendix XI: CHNA Leadership Groups

Goshen Health appointed three groups to oversee, guide or participate in the CHNA process:

- Goshen Health Steering Committee
- Planning Team
- Community Advisory Committee

#### **Goshen Health Steering Committee**

The Steering Committee members listed below oversaw both the community health needs assessment report process and the development of the implementation plan.

- Rob Myers, Chief Operating Officer, Goshen Health
- Susan Franger, Vice President, Cancer Services and Marketing, Goshen Health
- Dr. Larry Allen, Chief Physician Executive, Goshen Health
- Shannon McNett-Silcox, Director of Marketing and Community Outreach, Goshen Health
- Deb Stack, Senior Market Informatics Analyst, Goshen Health
- Jim Caskey, Vice President of Goshen Health Foundation and Capital Campaign Director, Goshen Health
- Rollin Handrich, Director of Strategic Planning and Business Development, Goshen Health

#### **Planning Team**

The planning team members listed below implemented the CHNA process as defined by the Steering Committee.

- Shannon McNett-Silcox, Director of Marketing and Community Outreach, Goshen Health
- Deb Stack, Senior Market Informatics Analyst, Goshen Health
- Bill Born, Partner, Venture International
- John Yordy, Partner, Venture International

#### **Community Advisory Committee**

Goshen Health requested the Community Advisory Committee (CAC) to:

- Serve as advocates in the community for the CHNA process and outcomes
- Provide counsel regarding the membership of the focus group and individuals to be interviewed
- Assist in understanding and interpreting the data gathered during the CHNA process
- Identify and prioritize the health needs of the community





Members of CAC included:

- Dr. James Gingerich, Family Physician, Maple City Health Care Center
- Kari Tarman, Manager, Marketing and Communications at Oaklawn Psychiatric Center
- Merv Miller, Assistant Chief, Goshen Fire Department
- Susan Stiffney, Asst. HR Director & Health Services Coordinator, Goshen Community Schools
- Dr. Lydia Mertz, Health Officer, Elkhart County Health Department
- Gilberto Perez, Dean of Students, Goshen College
- Zulma Prieto, Community Member
- Shannon Oakes, Senior Program Officer, Community Foundation of Elkhart County
- Deb Stack, Senior Market Informatics Analyst, Goshen Health
- Susan Franger, Vice President, Cancer Services and Marketing, Goshen Health
- Rob Myers, Chief Operating Officer, Goshen Health



## Appendix XII: Strategies that Addressed 2015 Community Health Needs

### IU Health Goshen CHNA Action Plan: 2016-2018

The mission of IU Health Goshen is to improve the health of our communities, by providing innovative, outstanding care and services through exceptional people doing exceptional work. We pursue this mission every day, in our every interaction with community members. We measure the impact of our efforts in a multitude of ways to stay on track and verify we are going in the right direction – doing our best for those we serve. One of the ways we accomplish this is to step back every three years and evaluate our community health needs. During 2015, this triennial community health needs assessment (CHNA) reached out to some 20,000 residents, analyzed data statewide for context, and sought the input of public health experts. Findings gave a clear view of the issues endangering public health and causing greatest concern among residents. While local health status metrics are generally better than the state of Indiana overall, there are several key areas within which there is significant room to improve. Areas targeted for focus include:

- obesity,
- access to health services,
- access to mental health services,
- treatment of chronic conditions, and
- tobacco use/smoking.

Programs designed to help people manage these conditions, improve individual health, and positively impact the quality of community members' daily lives will be implemented or grown systematically throughout 2016, as outlined below and approved April 21, 2016 by the chief executive officer. Progress will be measured, and findings will be the driving force for annual activity driving community wide improvement until the next CHNA is conducted in 2018. Through the programming detailed below, our exceptional people are doing exceptional work.

#### Obesity

As a health condition, obesity is challenging for providers of health care services to address with a diverse population in such a way as to make a sizable impact. This condition does not develop in a short period of time, and managing it to a positive and consistent change requires tremendous focus from the *individual* as well as the system. Our organization seeks to impact obesity in our community focusing both on particular interventions we can offer as well as growing and adapting healthy programming already in place to interact with our community at their point of comfort. Success in impacting obesity in the community will come through increased interactions. We interact with community members of all ages and backgrounds through the following efforts:

- **Community Wellness and Education (CWE)** – This team focuses on the overall health and wellness of our community at large. They will continue to provide diabetes education to both children and adults. The Fit Together program for parents and children looking to prevent type 2 diabetes is offered to appropriate age children at high risk for diabetes. New diabetes education programs are provided for patients of all ages based on their diagnoses (metabolic syndrome, pre-diabetes, type 1, type 2, gestational diabetes, etc.) and this will be expanded to impact more individuals and coordinated through our clinics in alignment with our ACO. We provide direct support to 30 of our local schools with a “Run the Halls” program. Healthy Steps to a Healthy



Weight is a multi-week class series which is provided to offer comprehensive weight management as a part of daily living for adults.

- **Get Fit Get Healthy (GFGH)** – This worksite wellness program provides onsite screenings, education, and coaching for a large number of companies and their employees. Goal setting, coaching, stress management and other techniques are deployed by a team of more than 20 skilled clinicians to improve the health of these individuals.
- **The Indiana Lakes Accountable Care Organization (ACO) care coordination program** – Collaborates with our primary care providers to improve the health of high-risk patients within our ACO, currently numbering 10,000. Our nurses and social workers coordinate care across the health continuum to help patients in need access community resources. One of the most significant areas of concern they work with is chronic condition management, including obesity.
- **Nutrition Therapy** – This department is staffed with registered dietitians who provide training and education to inpatients, outpatients, and the community at large throughout the year. They also bring on dietetic interns to advance education in the broad sense related to healthy eating. The services provided include some of our CWE events and support to a number of our in-house programs.
- **Expansion of our health coach program** – A few of our primary care practices have espoused the health coach concept for their covered patients. This program has developed into a one-on-one weight management / loss system for patients. The practices also create walking groups and support groups for these patients. Expanding this programming into additional practices will help us touch additional community members with obesity concerns.
- **Team:Bariatrics** – Is our multi-disciplinary program for weight reduction. They offer both surgical and non-surgical weight loss options. Programs are individually designed for each patient in a team approach. Community education is one of our routine offerings in addition to providing approximately 80 surgical interventions each year.

## Access to Care

Elkhart County is designated as a health care provider shortage area in several regions, including those directly covered by IU Health Goshen Hospital. We are carrying forward three key strategies from 2016 through 2018 to improve our community's ability to access care of the type they need, at the time that they need assistance. Those three strategies include direct physician recruitment, opening an urgent care center with family practice in a key location to address a shortage area, and building further on our platform to provide access to care through the workplace with our Direct Care program.

Our recruitment efforts in 2016 center on family medicine physicians and nurse practitioners to improve community access to primary care. This is a noted shortage in our community, and we are in a position to specifically work to increase available medical providers in a direct way. The Dunlap area was identified as a designated health provider shortage area in our health needs assessment within our county. The providers already located in that area are not accepting new patients. We will be recruiting a number of nurse practitioners to work with two family practice physicians in this facility,



with hours of access including extended hours that support the working well of our community. This facility is slated to open in in late April, 2016. Care will be available in this facility 7 days per week including holidays. Week days include extended hours through 10:00 p.m. The site will address common illnesses, minor injuries, fractures, immunizations/vaccinations, labs, etc. regardless of whether the customer is or is not a patient of the onsite practice.

Additional recruitment efforts in 2016 relate to cardiovascular care in our community and improving access to the correct specialists to support our chronic condition management. We have a cardiology program with a substantial wait list for new patients to be referred in for baseline testing. Better provision of primary care access results in additional chronic condition support from our specialists; heart disease and related chronic conditions dominate the community and will be the greatest need as we expand general access across the county. A shortfall that was recognized by the medical community in 2015 but did not make the community health needs assessment is lack of spine surgery case coverage for those patients with a poor payor status or whom are underinsured. We have since in early 2016 contracted with a local spine surgeon to have him cover this patient segment within his practice to better manage spine care in the community.

A prime confounding variable of care access is cost of care/financial access. In 2016, IU Health Goshen is working to reduce the cost of care for several high volume outpatient procedure types in our community. IU Health Goshen Surgery Center will open in June, 2016. Slated outpatient procedures for this facility include colonoscopies, pain procedures, and outpatient orthopedic procedures. Moving the location of service for these episodes of care enables us to reduce the charge rate an average of 45% to the community member. As we remove or reduce the financial barrier to these procedures, we anticipate compliance with colonoscopy guidelines to improve.

We continue to support and develop our partnership with the Maple City Health Care Center as a significant means to provide appropriate access to medical care for our Hispanic/Latino community in south central Elkhart County. This support comes in many different ways, and is measured by achieving more first time patients into their program. Since opening the extension campus in conjunction with IU Health Goshen (Vista Community Health Center) in May of 2015, there have been more than 3,000 visits to the providers onsite. They serve 50-80 new patients per week at this facility! Vista will be adding support services for substance abuse in 2016 with support from IU Health Goshen – which supports our desire to reduce the occurrence of smoking within the population. We continue to support the interests of this community health clinic and its work to improve the health of our community.

Achieving success related to access to care will be measured short term by additional new patients seeking a family practice relationship in 2016 compared to prior years. Long term, it will be documented by a change in the medically underserved status in the hot spots of our community.

### **Mental Health Access and Coordination**

We are seeking to proactively identify depression and other mental health conditions in the community in order to provider intervention and/or support to those in need. Our goal for 2016 is to screen at least 5,000 patients per quarter using a validated screening tool. In addition, we seek to



provide at least 20 hours of free therapy/support services per quarter for patients identified to have need of these services.

We are implementing several different programs to improve access to these screenings as well as to the services physicians indicate are needed for our community members. One such way is through a tele-mental health project, connecting a few primary care locations directly with our primary mental health care provider in the community. It was determined in 2015 that while access to mental health support was low, this organization has a 30% new patient no-show rate. The tele-mental health project addresses both concerns: Existing local offices are convenient to expand points of access and tele-mental health services can be provided in the same visit with other services, thereby driving down no-show rates for additional appointments. As a result we have capacity that can be brought to bear through better coordination, which will palpably improve care for our community. We are also adding depression screening in the emergency department, for inpatients, home care depression screenings, and tracking depression screening throughout our accountable care organization (ACO).

### **Improve the treatment and management of chronic conditions**

Chronic conditions are managed by teams of professionals, all of whom must interact to help a patient maintain or improve their health status. The practitioners who are aligned with IU Health Goshen Hospital are advancing the standards of team based care for chronic condition patients throughout our community. Data is tracked through our employed physician system as well as via Accountable Care Organization data systems. Our goal to improve chronic condition management will be tracked in 2016 through an improvement in 75% of our monitored chronic condition quality metrics within these systems. A number of directives are being put into place, most specialized to the chronic condition metric we are studying. The elements for improvement in 2016 are the following:

#### **Medicare Shared Savings Program (MSSP) Metrics**

- Diabetes quality measures
- Heart Failure quality measures
- Depression quality measures
- Coronary Artery Disease (CAD) quality measures
- Ischemic Vascular Disease (IVD) quality measures
- Hypertension (HTN) quality measures

#### **Anthem Accountable Care Organization (ACO)**

- Diabetes Management quality measures
- Asthma quality measures

While these measures all relate to a shared savings program of one form or another, the outcome of improvement to these known metrics is better health and management for chronic condition patients. Our goal is to impact positively on 75% of the metrics above. Different tactics will be deployed based on practice, patient cohort, and direct patient feedback throughout the year. Our provider councils will share best practices and improved metric results with one another routinely.



## Tobacco Use/Smoking

Tobacco use and/or smoking tobacco products are known to be causative to early loss of life due to preventable conditions. Exposing more of our community to support for reducing these behaviors is the focus of our impact in this area. In 2016, we are expanding access to both our individual tobacco cessation program as well as our group therapy programs. These efforts provide much-needed services for a population within our community while also building positive attitudes and support for those community members working to overcome a challenging addiction. We will also seek to implement remote smoking cessation support, enabling our reach to expand through the community in a mode with higher access possibilities. Finally, we will continue to provide health education in the area of tobacco use. These education programs not only stave off the start of dangerous tobacco use but can also provide impetus to seek help in discontinuing the habit after it has formed. We will measure our impact through number of persons served in these efforts for 2016.

